

E-safety!

We will begin our session at 16:30 and it will last for approximately 1 hour.

We will have 3 sections today:

1. A talk about e-safety in our modern age.
2. Interactive activity for you and your child around e-safety
3. Q&A - for anything more you want to ask/raise.

For GDPR and E-Safety:

- Please turn off your webcam
- Please turn off your microphone - of course you can unmute during the Q&A later *(the buttons are at the bottom of your screen either side of the hang up red phone)*
- Please open the chat bar in the top right corner (speech bubble icon) to type questions during the session or if there are any problems.
- If you would prefer subtitles please turn on [CC] captions at the bottom of your screen

hi-impact consultancy



innovate educate motivate

School v Home

School

- Acceptable Use of Internet Policy
- E-safety Policy
- E-safety built into lessons
- Use of proxy server or filter to manage internet access

Home

- Have made any agreements?
- Do you regularly discuss how they are using the internet?
- Do you manage how they access the internet on all devices?

What do we know about our children?

I facetime who I want in my room

I'm always on the net

I have facebook

I just lied about my age

I use *website* and chat to people

My x-box accesses the net

My mum doesn't know how much I go on the internet

If my parents want a movie, I can get it.

I can download apps on my phone and iPad

See you on Instagram!

I just type it into Google and get it...free!



Why take it seriously?

Cyberbullying	Grooming	Inappropriate material	Overuse/ addiction
Viruses/hacking	Online reputation	Losing control over pictures/video	How do we help avoid these dilemmas?

Managing Access

Filter on your [WiFi](#)

4OD/ BBC iPlayer
[Parental Controls](#) and
YouTube Kids and
Restricted Mode

Settings on Mobile
devices such as [iPad](#),
[Kindle Fire](#) or [Android](#).

Family Safety Apps such
as [McAfee Family Safe](#)
and [OurPact](#)

Windows [Family Safety](#)
Accounts

Safe browsers such as
Mobocip, McGruff, Olly,
Famigo App (Android)

Safety Setting on Social
Networks such as
[Facebook](#) and [Instagram](#)

Family safety on
Consoles such as [XBox](#)
and [Playstation](#)

Learn to use Google safely....



<https://www.google.co.uk/intl/en/safetycenter/tools/>

Do you talk about when and how they use the internet?

Talk to your child about what they 'watch' or find out on the internet but don't be overly critical

Always 'report it' or talk to somebody if something is inappropriate

Agree with your child how they are going to use the internet and mobile devices

Discuss cyber bullying, netiquette and respecting privacy

Get your child to think about what personal information they should disclose

Discuss the fact that not everyone on the internet is who they say they are

Always discuss the dangers of meeting people they have befriended online




Social Networks

- Most social networks stipulate that users have to be 13 or over...



Where to get help...




[More information here...](#)

Live Streaming

Easy to
give out
location!

Limited
privacy


Allows
comments



Easy to
set up

Live Streaming

Get help and support.



Tik Tok


TikTok is a video-sharing app. Users can upload and share short videos of themselves lip-syncing to songs or acting out comedy sketches, and add special effects. They can gain followers ('fans') and browse other people's videos.

Minimum age -13

Get help [here.](#)



Online Gaming



ROBLOX



Fortnite

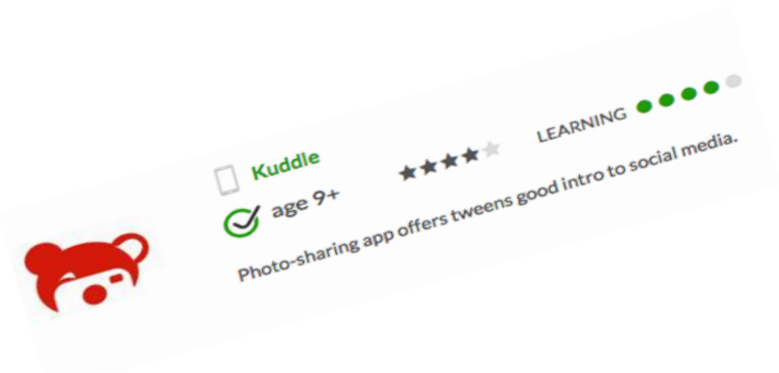


So what should you do...?

- Research shows us that a large number of children have created a social networking profile before they are at the correct age to do so.
- Respect the terms of use of the site and register with the correct age, as there may be additional protections in place for younger users.
- Discourage your son or daughter to use of these services as best you can, and be aware of services which cater for younger users by having higher safety features.



Commonsense Media has rated many of these sites



WHAT PARENTS NEED TO KNOW

- Ease of play** ●●●●○
- Violence** ○○○○○
- Sex** ○○○○○
- Language** ○○○○○
- Consumerism** ○○○○○
- Drinking, drugs, & smoking** ○○○○○

[➕ See full details](#)

Parents need to know that *Kuddle* is a social photo-sharing app designed with kids' safety in mind and the goal of teaching kids photo-sharing etiquette hands-on. To start, kids enter a full name, create a username and password, and enter a birth date and gender. Then they must enter an email address for a parent or caregiver over 18. Kids can immediately start adding photos to their streams, but they can't add friends (so no one else sees the photos) until a parent or caregiver has approved the account through the email sent to them. Kids don't see the privacy policy or terms of service anywhere in the app, but it is linked in the email sent to parents. Kids' full names are shown in their profiles, which are searchable. No photos are seen in the search, but names are. Kids can add captions to their photos, but tagging and commenting are not allowed to prevent bullying. Parents should note that the terms of service state that posted photos can be used by Kuddle for marketing or other purposes.



Key messages when setting up age related social networking services **WITH** your child

Manage privacy settings	Only be friends with people you are friends with in real life	Check you images and video don't give away your geolocation
Think Before You Post	Consider the photos you upload	Log out and password protect your device



www.hi-impact.co.uk

0151 638 6283

motivate • innovate • educate

alancrist@hi-impact.co.uk