

GEOGRAPHY

WALT – identify human and physical features


Can you guess whether these pictures are human or physical features?



Mountain



City



Village



River



Volcano


Can you guess whether these pictures are human or physical features?



PHYSICAL



HUMAN



HUMAN



PHYSICAL



PHYSICAL

Physical features:

Natural features that did not rely on humans to be made.

Human features:

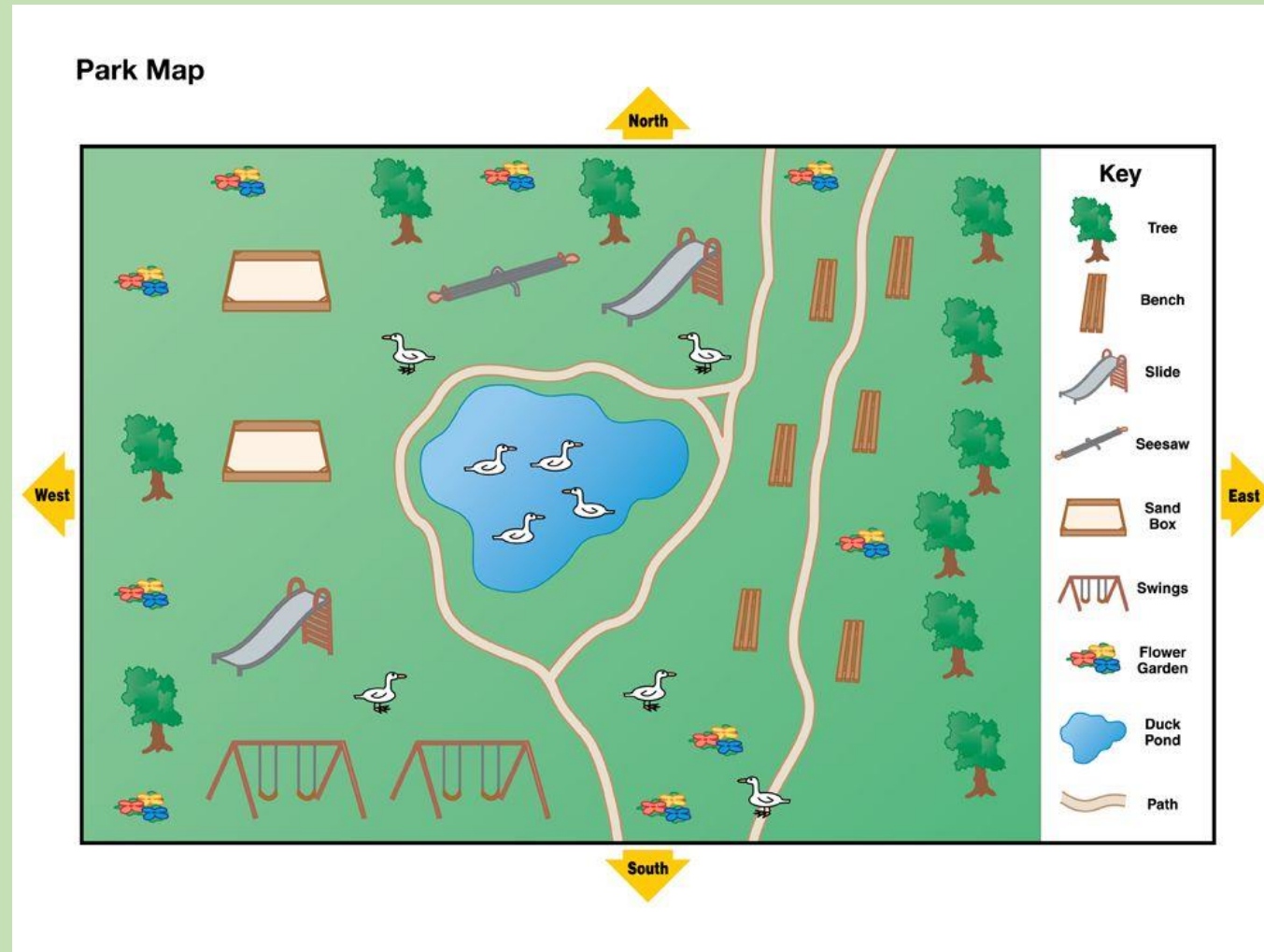
Things that have been made by humans.

Here is map with a key. The key includes some human features and some physical features. Can you point out the physical features?



KEY	
	CONTOUR LINES
	LOCH
	RIVER
	FOREST
	MOORLAND
	MOUNTAIN PEAK
	BEACH
	CLIFFS
	HOUSES
	LOG CABIN
	FERRY
	BRIDGE
	ROAD

Now try this one...

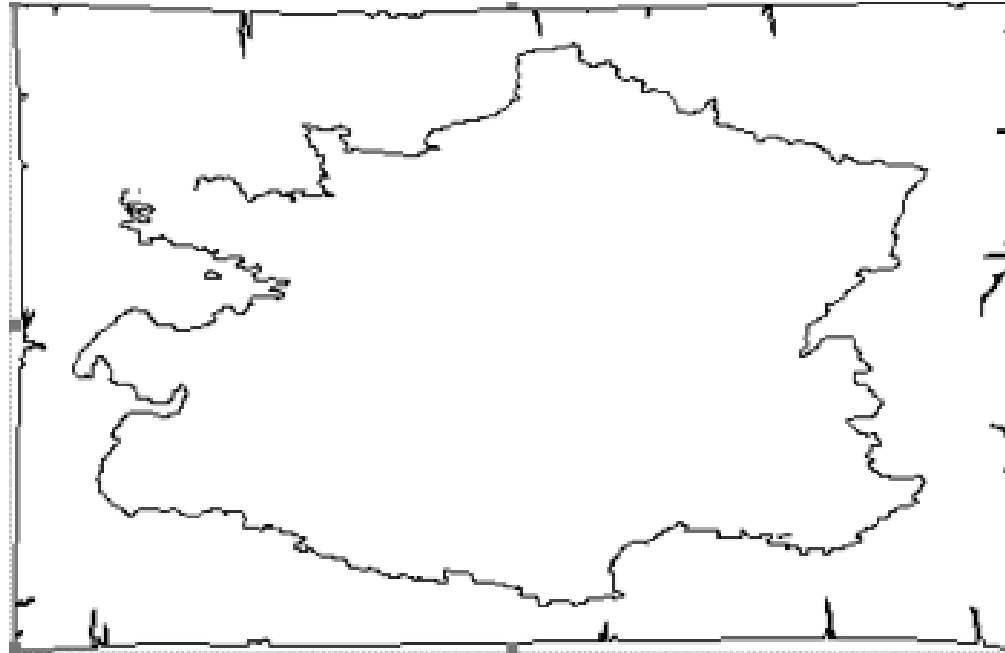


ACTIVITY

I would like you to create a treasure map of this island!

Can you create a key that shows physical and human features?

For example you could add in a volcano or trees for physical features and houses or boats for human features.



Physical features key:

Human features key: