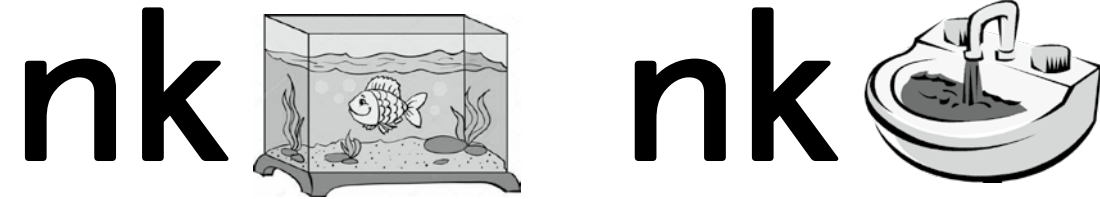


Say and read

1 Read the grapheme nk. What ends with /nk/?



2 Sound talk each picture. Press the sound buttons as you go.



3 Sound talk to read the words. Add the sound buttons and dashes.

think junk fang link bank

4 Read the words. Match the words to the pictures.



5 Read the sentences.

She had a pink jacket.
Go to the rink with them.

Write and spell

1 Say and finger-trace the grapheme nk. Say and write the grapheme nk.

nk

2 Look at the pictures and say the words.
Write the correct graphemes to spell each word.

u i w s th ch j g nk

Look at the picture. Segment the word. Write the word.



• • -



• • -



- • -



- • -



• • •



3 **Mind Workout**

How many words can you spell using the grapheme nk?
Use the graphemes to help you.

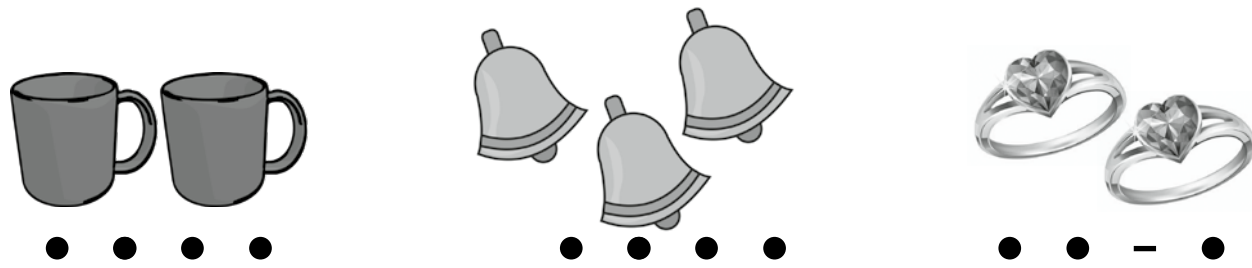
a e i o u nk b d r j s m f l g h k p t w y

Say and read

1 Read the grapheme s. What ends with /z/?



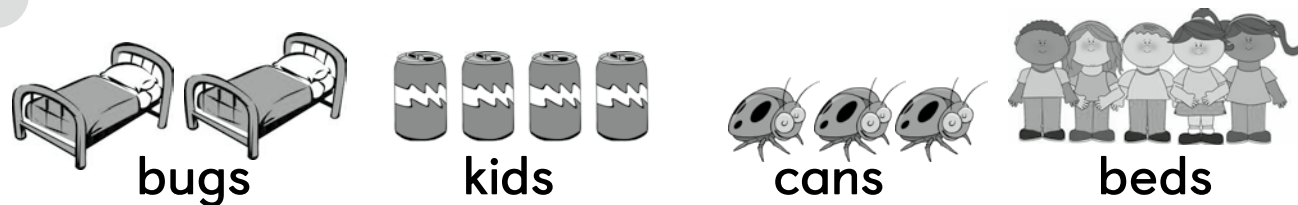
2 Sound talk each picture. Press the sound buttons as you go.



3 Sound talk to read the words. Add the sound buttons and dashes.

chums dogs vans buns fangs

4 Read the words. Match the words to the pictures.



5 Read the sentences.

Mum has lots of rings.
The big bells ring.

Write and spell

1 Say and finger-trace the grapheme s. Say and write the grapheme s.

S

2 Look at the pictures and say the words.
Write the correct graphemes to spell each word.

i u a e j g s w b k n g sh ll

Look at the picture.	Segment the word.	Write the word.
	• • • •	<input type="text"/> <input type="text"/> <input type="text"/> <input type="text"/>
	• • • •	<input type="text"/> <input type="text"/> <input type="text"/> <input type="text"/>
	• • • •	<input type="text"/> <input type="text"/> <input type="text"/> <input type="text"/>
	• • - •	<input type="text"/> <input type="text"/> <input type="text"/> <input type="text"/>
	- • - •	<input type="text"/> <input type="text"/> <input type="text"/> <input type="text"/>

3 **Mind Workout**

Read these words. Which words end with a /z/ sound?

cats dogs cups mugs hills banks jugs pots

Say and read

1

a b c d e f g
h i j k l m n
o p q r s t u
v w x y z

Write and spell


1

Say and finger trace each grapheme. Say the name.

a b c d e f g
h i j k l m n
o p q r s t u
v w x y z

Say and read


1 Sound talk each picture. Press the sound buttons as you go.



2 Sound talk to read the words. Add the sound buttons and dashes.

chums dogs vans buns fangs

3 Read the words. Match the words to the pictures.



4 Read the sentences.
Mum has lots of rings.
The big bells ring.

Write and spell

2 Look at the pictures and say the words.
Write the correct graphemes to spell each word.

b u c k e t h l m w a g o n s d

Look at the picture.

Segment the word.

Write the word.



• • •

--	--	--



• • • • • •

--	--	--	--	--	--



• • •

--	--	--



• • • • •

--	--	--	--



• • •

--	--	--

3 **Mind Workout**

Match these letters to make words:

cab
com
cam
pun


el
ish
in
ic

Say and read

1 I can read the graphemes.

nk

2 I can sound talk and say each picture.



3 I can sound talk to read words. I can add sound buttons.

yank

think

chunk

dunk

4 I can read the exception words.

we

be

was

you

5 I can read sentences.

We will honk at the van.

The bunk beds will be epic.

We will finish at the bank.

Write and spell

2 I can write graphemes to spell words.

a i s p b nk th

Look at the picture.

Segment the word.

Write the word.



• • -

<input type="text"/>	<input type="text"/>	<input type="text"/>
----------------------	----------------------	----------------------



- • -

<input type="text"/>	<input type="text"/>	<input type="text"/>
----------------------	----------------------	----------------------



• • -

<input type="text"/>	<input type="text"/>	<input type="text"/>
----------------------	----------------------	----------------------

3 I can write the exception words.

Look at the word.

Write the word.

Write the word.

was

be

was

you

4 **Mind Workout**

How many words can you spell using these graphemes:

a e i o u s p b nk th m t r sh