

## Data showing progress in Reading, Writing and Mathematics from end of Key Stage One to end of Key Stage Two.

(Extract below taken from Governor Data Pack, September 2017)

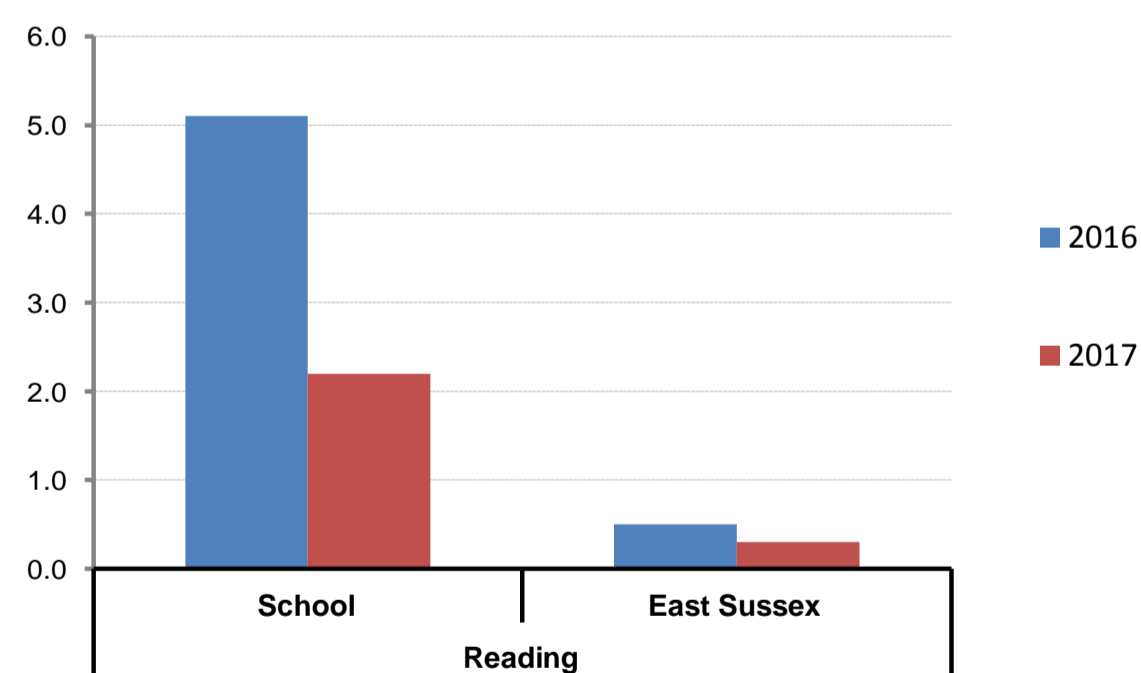
### 2017 Governor Data Pack - Primary (September 2017 version 1) Western Road Community Primary School

Please note the 2017 data within this report is based on the provisional DfE releases currently available.

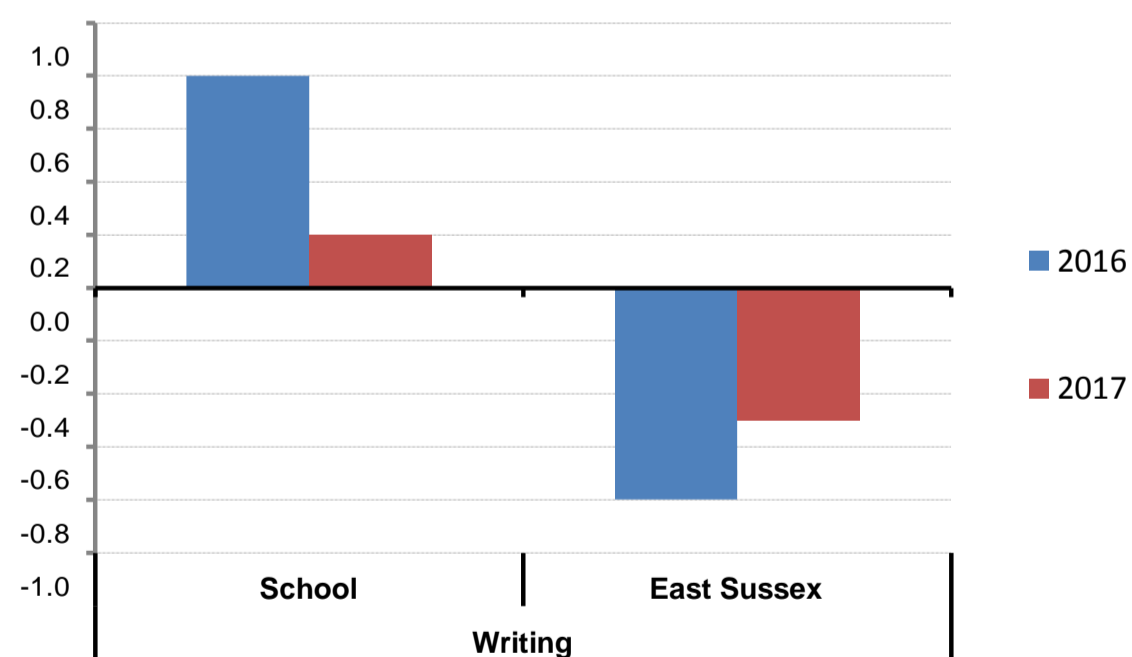
#### Key Stage One-Two: Average Progress Scores - All Pupils

	2016				2017			
	Progress Cohort		Progress Score		Progress Cohort		Progress Score	
	School	East Sussex	School	East Sussex	School	East Sussex	School	East Sussex
Reading	30	4723	5.1	0.5	26	5014	2.2	0.3
Writing	30	4763	0.8	-0.8	26	5050	0.2	-0.5
Mathematics	30	4737	-0.5	-0.5	26	5020	-0.2	-0.8

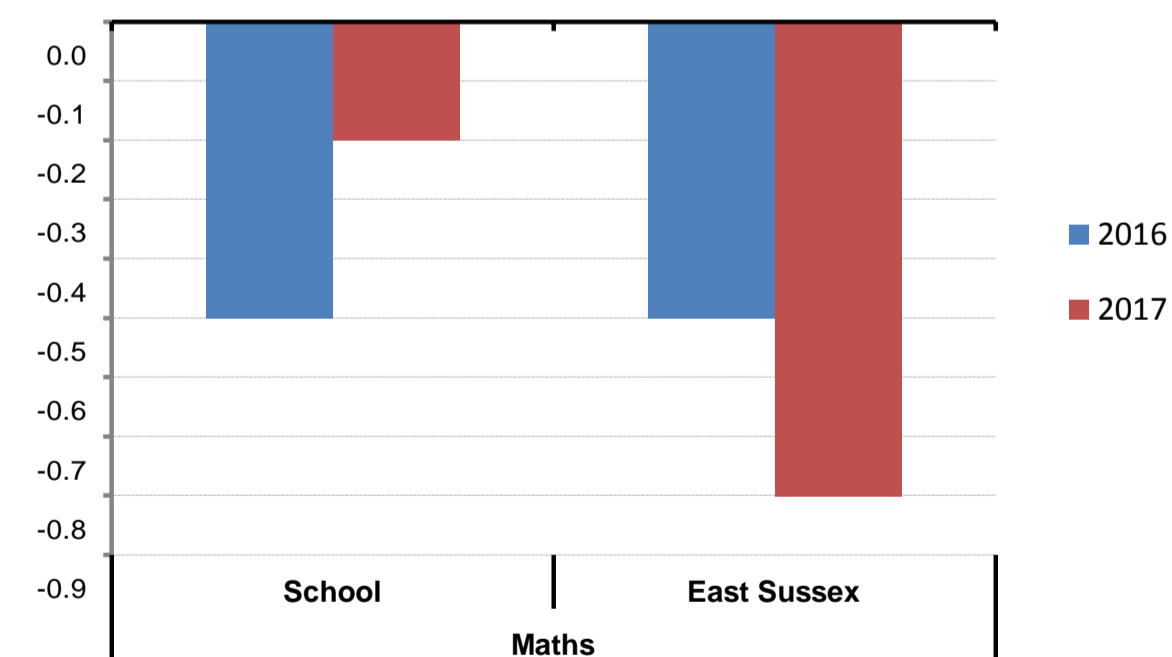
KS2 Average Progress Scores - Reading (2016-2017)



KS2 Average Progress Scores - Writing (2016-2017)



KS2 Average Progress Scores - Maths (2016-2017)



#### Progress score and description

These scores show how much progress pupils at this school made in reading, writing and maths between the end of key stage 1 and the end of key stage 2, compared to pupils across England who got similar results at the end of key stage 1. The scores are calculated by comparing the key stage 2 test and assessment results of pupils at this school with the results of pupils in schools across England who started with similar assessment results at the end of the previous key stage – key stage 1. A score above zero means pupils made more progress, on average, than pupils across England who got similar results at the end of key stage 1. A score below zero means pupils made less progress, on average, than pupils across England who got similar results at the end of key stage 1. A negative progress score does not mean pupils have made no progress, or the school has failed, rather it means pupils in the school made less progress than other pupils across England with similar results at the end of key stage 1. Technical guidance on primary accountability and school-level progress measures. [Primary school accountability](https://www.gov.uk/government/publications/primary-school-accountability) <https://www.gov.uk/government/publications/primary-school-accountability>

2016: School and East Sussex Source: Key to Success website 19th December 2016.

2017: School and East Sussex Source: Key to Success website 31st August 2017.