

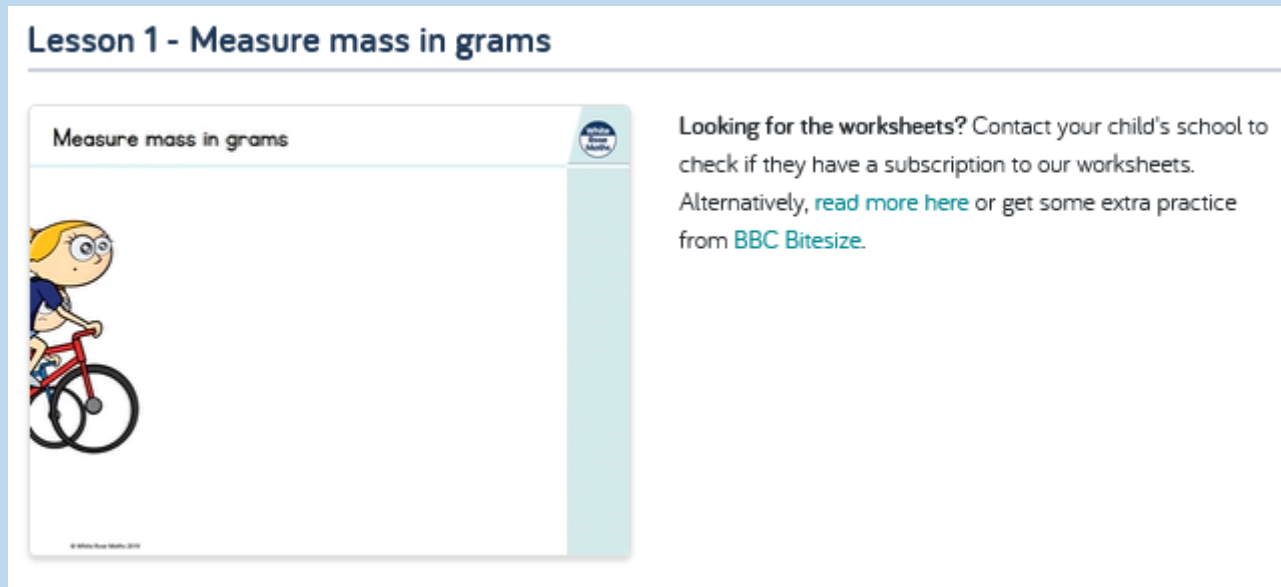
MATHS

WALT – Measure mass in grams

Type 'White rose maths year 2' in to google
Scroll down and click on

Summer Term - Week 10 (w/c 29th June)

Watch the video – lesson 1 measure mass in grams



The screenshot shows a lesson page with the following content:

- Lesson 1 - Measure mass in grams**
- Measure mass in grams** (with a small circular icon to the right)
- An illustration of a girl with blonde hair riding a red bicycle.
- Text: "Looking for the worksheets? Contact your child's school to check if they have a subscription to our worksheets. Alternatively, [read more here](#) or get some extra practice from [BBC Bitesize](#)."

Here is the link

<https://whiterosemaths.com/homelearning/year-2/>

Complete worksheets (respond)

Measure mass in grams

White
Rose
Maths

1 What is the mass of each object?

a)



The pencil has a mass of g.

b)



The teddy has a mass of g.

c)



The apple has a mass of g.

2 How many grams does the ruler weigh?



g

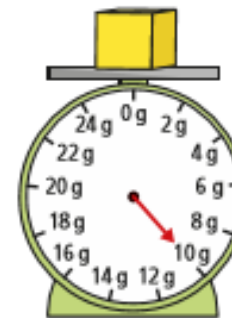
3 What is the mass of each 3D shape?

a)



g

b)




g


Complete worksheets (respond)

4 What is the mass of each piece of fruit?

a)

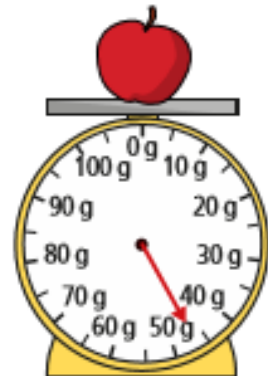
 g

b)

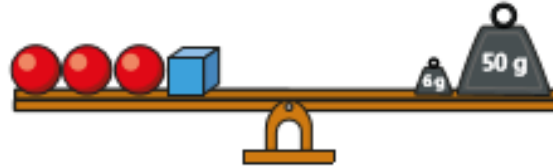
 g

c) Which piece of fruit is heavier? _____

5 Estimate the mass of the apple.

 g

6 Work out the mass of each 3D shape.



$$\text{Red sphere} = \boxed{} \text{ g}$$

$$\text{Blue cube} = \boxed{} \text{ g}$$

$$\text{Green cone} = \boxed{} \text{ g}$$

How did you work them out? Talk to a partner.