

MATHS

WALT – Compare volume


Type 'White rose maths year 2' in to google
Scroll down and click on

Summer Term - Week 10 (w/c 29th June)

Watch the video – lesson 3 compare volume

Lesson 3 - Compare volume

Compare volume



Looking for the worksheets? Contact your child's school to check if they have a subscription to our worksheets. Alternatively, [read more here](#) or get some extra practice from [BBC Bitesize](#).


Here is the link

<https://whiterosemaths.com/homelearning/year-2/>

Complete worksheets (respond)

Compare volume

1 Here are three glasses.




A B C

a) Which glass is empty? _____


b) Which glass is half full? _____

c) Which glass is full? _____

2 Tommy has some milk in a glass.



Circle all the glasses that have more milk than Tommy's.





3 Eva, Ron and Amir have some juice.



This is my juice.



Eva

Shade the glasses to show how much juice Ron and Amir could have.



I have more juice than Eva.



Ron



I have less juice than Eva.



Amir

Compare answers with a partner.



Complete worksheets (respond)

- 4 Which fish tank contains less water?
Tick your answer.



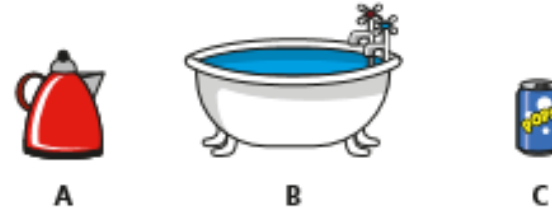
- 5 Tick the object with the greater capacity.



- 6 Tick the object with the greatest capacity.



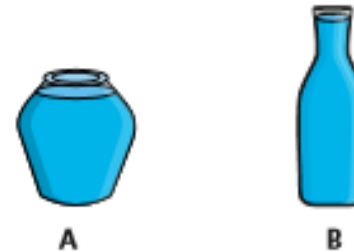
- 7 Put these objects in order of how much water they can hold.
Start with the object that has the smallest capacity.



smallest

greatest

- 8 Whitney says B contains more water than A.



Why might Whitney think this?
What could she do to check?

