

Use the clues to work out who has which container.




Lacey

I have exactly half a litre.




Mobin

I have 1,000 ml.




Mia


I have more than 300 ml but less than 400 ml.



A



B



C

Raj and Eva work out the capacity of the pot by filling it with water, then pouring the water into the measuring cylinders.



Raj

The capacity of the pot is 3 l and 300 ml.

The capacity of the pot is 2 l and 300 ml.



Eva

Who do you agree with?
Explain why.