

MATHS

WALT – Measure mass in kilograms

Type 'White rose maths year 2' in to google
Scroll down and click on

Summer Term - Week 10 (w/c 29th June)

Watch the video – lesson 2 measure mass in kilograms

Lesson 2 - Measure mass in kilograms



Looking for the worksheets? Contact your child's school to check if they have a subscription to our worksheets. Alternatively, [read more here](#) or get some extra practice from [BBC Bitesize](#).

Here is the link

<https://whiterosemaths.com/homelearning/year-2/>

Complete worksheets (respond)

Measure mass in kilograms

White
Rose
Maths

1 What is the mass of each object?

a)



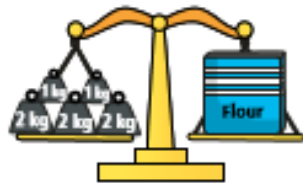
The case has a mass of kg.

b)



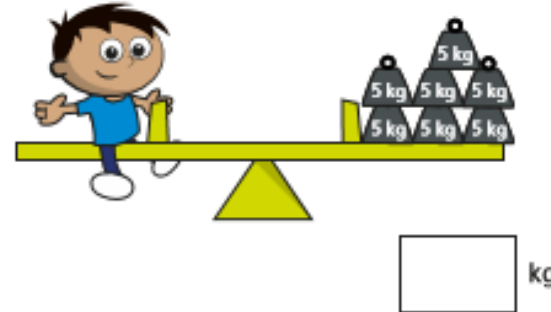
The robot has a mass of kg.

c)



The box of flour has a mass of kg.

2 How many kilograms does Amir weigh?



3



a) Circle the weights that will balance the scale.



b) Find another way. Circle the weights.



Complete worksheets (respond)

4 What is the mass of each object?

a)



kg

b)



kg

5 a) Mo weighs his dog in January and June.



January
15 kg



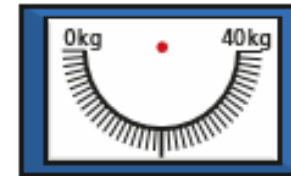
June
28 kg

How much heavier is the dog in June?

kg

b) By December, the dog's weight has increased by another 10 kg.

Draw an arrow to show the weight of the dog in December.



By December, Mo's dog weighs kg.

6 Mark the mass on each scale.

a) 15 kg

b) 27 kg

