






















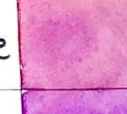



Activity	You will need:	What to do:
<p><b>Create sound map</b> – enjoy focusing on a different sense by listening to and mapping the many sounds around you</p>	<p>Paper Pencil</p>	<p>Find a place outdoors or where you can hear the outdoors like your garden, doorstep or a safe open window. Mark a cross in the centre of the paper to show where you are. Sit still and listen carefully for a few minutes to all the sounds you can hear, then draw them on the paper to show what they are and where the sound is coming from.</p>
<p><b>Map your local area</b> – how well do you know the place you live? Create a map of the local area</p>	<p>Paper Pens Pencils (including colours)</p>	<p>Using your memory, draw a map of your local area, marking on places and features. Think about your nearest shop, river, school, church or park as well as other places you know well. You can use colour to represent natural features like fields, hills or lakes differently to constructed ones like roads and bridges.</p>
<p><b>Scavenger Hunt</b> – find a range of items in your garden or on a walk. Then what can you make with the items you find? Sculpture, art, landscape, creature?</p>	<p>Tub – something to carry the things you find in</p>	<p>Find: Something wet • Something noisy • Something old • Something heavy • Something shiny • Something dry • Something quiet • Something new • Something light • Something dark • Something you would like to keep • Something that can blow in the wind • Something you have never seen before • Something that smells nice • Something beautiful • Five shades of green</p>
<p><b>Make a weather diary</b> - Create your own weather diary and make a note on the changing weather that is happening. Spring is an exciting season which can see anything from snow to sunbathing weather. What will spring 2020 be like?</p>	<p>Noteпад • Pencil and pens • Thermometer • 2ltr plastic bottles • Scissors • Compass (usually one on phones) • Beaufort Scale (see below)</p>	<p>Decide on a location that you are going to record the weather each day like your garden, balcony or front door step. Make sure you can get to the same place every day and at the same time. Think about and record the following each day to create a weather diary:  <b>What is the temperature?</b> What are you and your family wearing? Are you wearing a coat, jumper or a t-shirt? Hold your thermometer out in the air for a minute to see how cold it is.  <b>How strong is the wind?</b> Look at any trees or bushes you can see? Is your hair blowing in the wind? Look at the Beaufort Scale below or on the Met Office to see what number it is like. What direction is the wind? Pick up a piece of grass or tissue paper, throw it in the air above your head which way does it go? Using your compass work out which direction the wind is coming from?  <b>How much rain has fallen?</b> Using a plastic 2ltr bottle, carefully cut the top off about ¼ of the way down from the top, invert the top in to the bottom of the bottle to make a funnel and add a little water to weigh it down. Mark one centimetre intervals above the water line and you have made a rain gauge to record from.  <b>How many clouds are in the sky?</b> Look straight up in to the sky divide your view in to 10 how many of the 10 pieces have clouds in. Give it a score out of 10. Can you turn this into a %? What colour are the clouds? Are they fluffy white clouds or grey clouds? Think about what it might mean the sky is doing by the colour of the clouds?</p>
<p><b>What can you see in the sky?</b></p>	<p>Nothing -</p>	<p>Find a comfy spot, sit or lie down to get a good view of the sky, and see what you can see in the clouds. <b>What shapes and stories can you see moving in the sky?</b> Get creative • Tell a story to someone in your family based on the pictures in the clouds • Write or draw about your favourite cloud picture • Take a photo of a pretty sky to share with your friends. Find out more about clouds Click here to see the Met Office Cloud website and discover names and types of cloud as well as fun facts.</p>

Beaufort Scale

WIND SPEEDS				
Scale	Description	miles Per hour	Effects	Risk
0	Calm	0-1	 smoke rises	
1	Light air	1-3	 Smoke drifts	
2	Light breeze	4-7	 "Leaves rustle"	
3	Gentle breeze	8-12	 "Twigs move"	
4	Moderate breeze	13-18	 "Leaves and small branches sway"	
5	Fresh breeze	18-24	 small trees sway	
6	Strong breeze	25-31	 "Large branches sway"	
7	Moderate gale	32-38	 "Whole trees in motion"	
8	Fresh gale	39-46	 Twigs break off trees	
9	Strong gale	47-55	 Branches break off trees	
10	Whole gale	56-64	 Trees uprooted	
11	Storm	65-74	 Widespread damage	
12	Hurricane	75+	 Devastation	