

13th November 2020



Orchard Vale Community School,
Westacott Road, Whiddon Valley,
Barnstaple, Devon EX32 8QY
T: 01271 375074
E: orchardvale@ventrus.org.uk
W: ovschool.co.uk

Dear Parents and Carers,

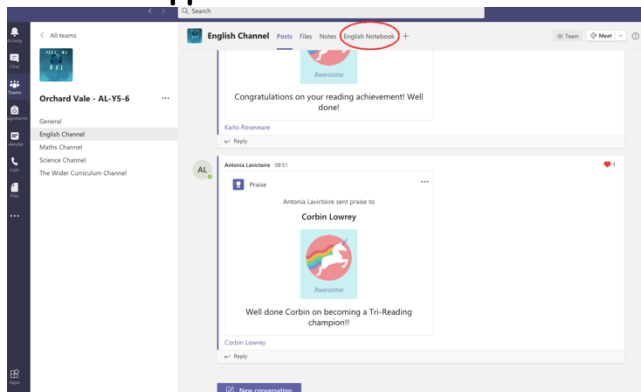
We are now into our second half term and I thought I would write to you to check how things are going with Microsoft Teams. As well as using Microsoft Teams as a platform to share work with pupils and adults at home, we are now using Microsoft Teams to set homework for the children and I want to make sure that everyone can access this.

You should have been e-mailed a set of instructions for downloading and setting up Microsoft Teams, along with your child's username and password. If you need a second copy of this, please e-mail us and we will send one out to you. You should be able to use Teams on a phone, iPad or laptop. However, it is slightly more difficult on a phone so this may take a little more perseverance. If at any point our class bubble or a child needs to isolate, I will be using Teams to set online learning. If you are having any difficulty or concerns with using Teams at home, I would appreciate it if you could e-mail the school and let me know if you are **not** able to use the system. I will then try to speak to anyone that is having problems so that we can resolve the issues.

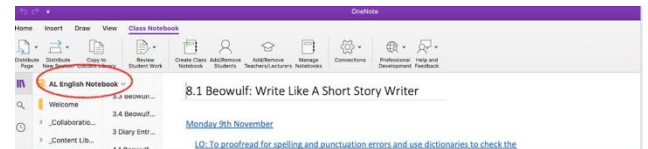
Once you have set up Teams and logged in, you will need to follow these instructions to find your homework.

1. Either on the Teams or One Note browser page/app, select which notebook you'd like to use.

Teams app/ browser: app/browser

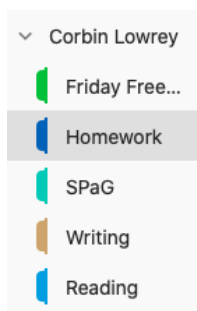


One Note



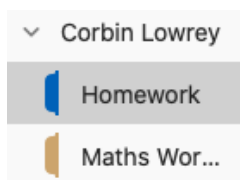
2. You'll see different sections to support your child's learning. If you click on your child's name, you should see a range of different sections. We'll be using the homework sections for English and maths for home learning. In our Wider Curriculum notebook, your child may have a task to complete in one of the subject sections.

English notebook:

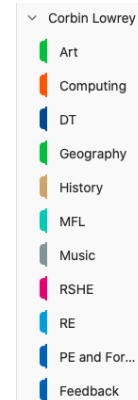


Curriculum:

Maths notebook:



Wider



Homework

At the moment, your child may have 3 homework areas, which will be outlined in the **General Channel** each week.:

Maths:

Your child will have times tables to learn each week. Your child will know which country they are on by looking at their Times Tables Around the World page in their maths, homework section. To practice, visit: www.mathstest.org

Select 'Around the world' and then choose the country you need to practice. Children will be tested in school using mathstest.org on a Thursday.

English:

Spellings

Your child will have spellings to learn each week to be tested on a Thursday. To learn your spellings please visit Spelling City:

<https://www.spellingcity.com/users/MrsLavictoire>

On the Spelling City website, you will need to find your numbered list. Your English notebook, homework section page will show you the latest number and colour of list you are working on. If you cannot find this, please let me know and I will e-mail you the list number. When you have found your list, click on 'play games' to practise your spellings.

Handwriting

Your child has been given a handwriting booklet to take home and you should use this book to complete your handwriting practice by the end of term. If you are able to, please photograph your handwriting work and upload it to your handwriting page in your homework section of your English notebook. Alternatively, please bring your handwriting book into school by the end of term.



Reading

We are challenging children to read at home for 30 minutes each night. Each time they do this, they can move up a place in our Tri-Reading Tournament and work towards getting a prize. Please record the reading you do using the online reading log in the homework section of the English notebook.

Topic:

Your child may have a quiz or topic project to complete. If your child brings in a piece of independent topic work or research they'd like to share with the class, linked to the term's topic theme, this will be shared and dojos awarded!

Thank you so much for your support and patience as we get Microsoft Teams working. I know that it is not easy getting started, but once we are up and running it will open up a lot of possibilities, both at home and in the classroom. If you need any help or have any questions, please just let me know.

Kind regards,

Mrs Lavictoire