


Progressive stages in Subtraction

Stage 1

- ✓ Begin to count back in familiar contexts – nursery rhymes, tradition tales etc.
- ✓ Continue to count back in ones from a given number
- ✓ Begin to relate subtraction to 'taking away'



10, 9, 8, 7, ...



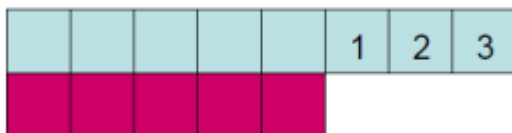
Stage 2

- ✓ Find one less than a number
- ✓ Count back in tens



Stage 3

- ✓ Begin to use – and = symbol to record a calculation using numbers up to 10, whilst still using practical apparatus
- ✓ Compare two sets to find the numerical 'difference'
- ✓ Subtract numbers when solving problems in a range of contexts by understanding related vocabulary



Maria had six sweets and she ate four. How many did she have left?



Stage 4

- ✓ Within the range of 0 – 30, say 1 or 10 less than a given number
- ✓ Know by heart subtraction facts for numbers up to 10 (including the inverse – see picture)



$$6 + ? = 10$$

$$10 - 6 = ?$$

$$? + 6 = 10$$

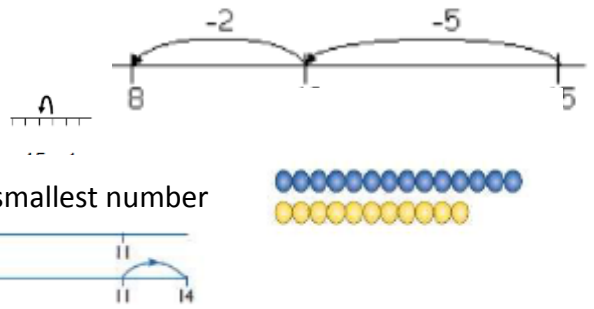
$$10 - 4 = 6$$

11	12	13	14	15	16	17	18	19	20
21	22	23	24	25	26	27	28	29	30
31	32	33	34	35	36	37	38	39	40
41	42	43	44	45	46	47	48	49	50
51	52	53	54	55	56	57	58	59	60
61	62	63	64	65	66	67	68	69	70
71	72	73	74	75	76	77	78	79	80
81	82	83	84	85	86	87	88	89	90
91	92	93	94	95	96	97	98	99	100

Progressive stages in Subtraction

Stage 5

- ✓ Subtract single digit numbers by bridging through 10
- ✓ Subtract 1 from a two digit number
- ✓ Begin to find the difference by counting up from the smallest number
- ✓ Subtract 10 from a two digit number
- ✓ Subtract multiples of 10 from any number



Stage 6

- ✓ Begin to partition numbers in order to take away (taking away 10 or multiples of 10 and then the units)

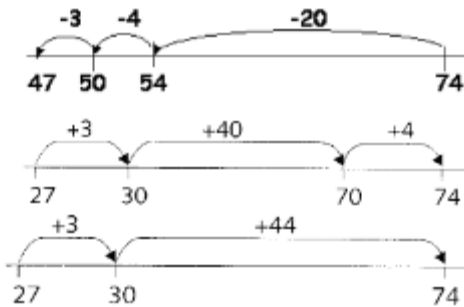


$$43 - 20 = 23$$

$$23 - 3 = 20$$

Stage 7

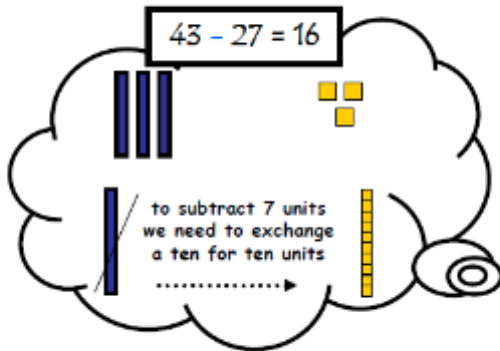
- ✓ Decide whether to count on or count back



Progressive stages in Subtraction

Stage 8

- ✓ Use expanded written method
- ✓ Use standard written method
- ✓ Subtract decimal numbers up to 2 decimal places



$$\begin{array}{r} {}^{30} \cancel{40} + {}^{10} 3 \\ - 20 + 7 \\ \hline 10 + 6 \end{array}$$

$$\begin{array}{r} {}^3 \cancel{4} 3 \\ - 27 \\ \hline 16 \end{array}$$

$$\begin{array}{r} {}^2 \cancel{3} . {}^1 79 \text{ml} \\ - 2.86 \text{ml} \\ \hline 0.93 \text{ml} \end{array}$$