

These activities have been put together as an addition to the packs that have already been sent home.

This is a **non-compulsory** set of activities and have been put together to provide a bit more structure to the day for those who feel they may benefit from it.

Year 1	Day 1	Day 2	Day 3	Day 4	Day 5
Sensory Activity	Wake and shake https://www.youtube.com/watch?v=388Q44ReOWE https://www.youtube.com/watch?v=1gUbdNbu6ak https://www.youtube.com/watch?v=NwT5oX_mqS0	Kids Exercises. https://www.youtube.com/watch?v=3_oIssULEk0	Wake and shake https://www.youtube.com/watch?v=2UcZWXvgMZE https://www.youtube.com/watch?v=oe_HDfdmnaM# https://www.youtube.com/watch?v=83aUaYQF4NM	Kids Exercises. https://www.youtube.com/watch?v=h3Xrtm0IVnY	BANK HOLIDAY
Topic	Continue to work on your projects in your packs.				

English LI - to write in clear sentences using capital letters and full stops.

Phonics

LI - practice and re-cap the phase 5 GPC's and segmenting and blending skills.

Phonics play

Username: march20

Password: home

Flash cards - speed trial all phases-


<https://new.phonicsplay.co.uk/resources/phase/2/fullashcards-speed-trials>

Buried Treasure - All of Phase 5.

<https://new.phonicsplay.co.uk/resources/phase/2/buried-treasure>

Circle the ay phonemes in the text.

Add sound buttons



in the text. Sound button guidance.

<https://www.youtube.com/watch?v=8pbImXbGOxw>

Dear Fag,

There was such a big delay when I went on holiday to Norway. My ticket was for Saturday but I had to wait until Sunday. I checked the flight on the display and it said 'SLEAVED' in big red letters. I had to stay in the airport overnight so I lay across some chairs and played with my fingers.

Sweg Airways got bad for the delay and said I did not need to pay and I got a free tray of food on the way to Norway. Hooney!

Did you have a good birthday yesterday?

From Shay

See work sheet below.

Pobble 365.

<https://www.pobble365.com/please-look-after-this-bear/>

Use the link above and find the questions to answer.



Question time!

- Who is the bear on the platform?
- Why is he all alone at a train station?
- Who wrote the tag around his neck?
- What lies beneath his bright, red hat?
- Why can't the bear stay at the station?
- In what way is this bear similar/different to a normal bear?
- What will happen to the bear next? What does it mean by 'this particular bear's journey was really just beginning'?

Remember:
Neat handwriting and finger spaces.

Capital letters and full stops.

Write in sentences.
Say the sentences out loud before writing it to check it makes sense.

Re-read your sentence to check it makes sense still.
Use your phonics to help you sound out and spell words.

Literacy shed.

<https://www.literacyshed.com/the-thinkingshed.html>

Write sentences to answer these questions:

- How do the racoon and rabbit feel at the end?
- Do you think they would have helped each other across if they hadn't seen the bear and elk fall?
- Do you think they regret breaking the bridge?
- What is the moral of this story.

Remember:
Neat handwriting and finger spaces.
Capital letters and full stops.
Write in sentences.
Say the sentences out loud before writing it to check it makes sense.
Re-read your sentence to check it makes sense still.
Use your phonics to help you sound out and spell words.

Extended writing.

Think about the film the Bridge

<https://www.literacyshed.com/the-thinkingshed.html>

Imagine that the bear and elk fell into the river and managed to both climb out.

Write what might happen next?

Remember:
Neat handwriting and finger spaces.
Capital letters and full stops.
Write in sentences.
Say the sentences out loud before writing it to check it makes sense.
Re-read your sentence to check it makes sense still.
Use your phonics to help you sound out and spell words.

BANK HOLIDAY

Warm up songs - <https://www.youtube.com/watch?v=bGetqbqDVaA>

https://www.youtube.com/watch?v=-gmEe0-_ex8

Ordering numbers to 50. <https://www.youtube.com/watch?v=I9k4GWwTjwU>

Activity - (see below for support video clips and worksheets)

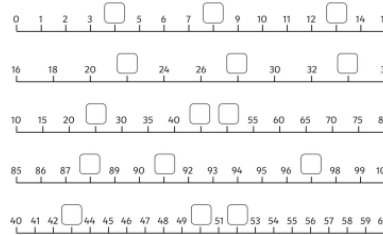
Missing Numbers

Fill in the missing numbers from these sections of hundred squares.

14	15		17	83		85	86
	25	26		93			96

36	37				10
		48	18	19	20
56	57	58	28	29	

Fill in the missing numbers in these number lines.



Warm up songs - <https://www.youtube.com/watch?v=0TgLf3PMOc>

<https://www.youtube.com/watch?v=7stosHbZZZg>

Place Value -songs and clips. <https://www.youtube.com/watch?v=Hwr4gEHepOo>
<https://www.youtube.com/watch?v=a4FXI4zb3E4>

Activity - (see below for support video clips and worksheets)

5a. Each pot holds 10 pencils. How many pencils are there altogether? ☆

5b. Each bag holds 10 marbles. How many marbles are there altogether? ☆

6a. Circle the number shown below. 25 45 37 ☆

6b. Circle the number shown below. 34 27 45 ☆

7a. Count backwards using the number track. What number will you say after 30? 24 27 28 29 30 31 32 33 34 37 ☆

7b. Count forwards using the number track. What number will you say after 41? 36 37 38 39 40 41 42 43 44 45 46 47 48 49 ☆

8a. Ahi is counting forwards from 28. she says, 28, 29, 30, 31... What number will she say next? ☆

8b. Ben is counting backwards from 41. He says, 41, 40, 39, 38... What number will he say next? ☆

Warm up songs - <https://www.youtube.com/watch?v=e0dJWfQHF8Y>

<https://www.youtube.com/watch?v=uYRTtwZGwj8>

Place Value -songs and clips. <https://www.youtube.com/watch?v=uedvwH6Ay18>

Activity - (see below for support video clips and worksheets)

4a. Sam has made the number 37. Do you agree? Explain your answer. ☆

4b. Milly has made the number 22. Do you agree? Explain your answer. ☆

5a. Fozia is counting backwards. She says, if I count backwards from 48 to 37, I will say 43. Is Fozia correct? Prove it. ☆

5b. Allie is counting forwards. He says, if I count forwards from 28 to 37, I will say 38. Is Allie correct? Prove it. ☆

4b. Rory is counting forwards from 19 to 27 using the digit cards below. Which digit card is missing? ☆

4b. Jemma is counting backwards from 42 to 34 using the digit cards below. Which digit card is missing? ☆

Warm up songs - <https://www.youtube.com/watch?v=Ss-azuApvA0>

<https://www.youtube.com/watch?v=Rd5DBkP9avw&t=89>

s Place Value -songs and clips. <https://www.youtube.com/watch?v=dHu5TFxPtK>

Activity - (see below for support video clips and worksheets)

How Many Tens and Ones?

tens ones	tens ones
tens ones	tens ones
tens ones	tens ones

BANK HOLIDAY

Video clips to support the teaching of place value and representing numbers to 50.

<https://www.youtube.com/watch?v=GQC3Nu02fIE>

<https://www.mathshed.com/en-gb/resource/year-1---spring-block-2---place-value--within-50----lesson-1---to-be-able-to-count-forwards-and-back>

<https://www.khanacademy.org/math/cc-1st-grade-math/cc-1st-place-value/cc-1st-ones-tens/v/place-value-introduction?modal=1>

<https://www.khanacademy.org/math/cc-1st-grade-math/cc-1st-place-value/cc-1st-place-value/cc-1st-ones-tens/v/place-value-example?modal=1>

Interactive games to play to embed and extend knowledge

<https://www.topmarks.co.uk/learning-to-count/place-value-basketball>

<http://www.ictgames.com/sharkNumbers/mobile/index.html>

A link the schools website and Maths Calculation policy:

<http://www.guyhirn.cambs.sch.uk/website/curriculum/66627>

Circle all the ay phonemes in the text.
Add sound buttons to the text.

Dear Fay,



There was such a big delay when I went on holiday to Norway. My ticket was for Saturday but I had to wait until Sunday.

I checked the flight on the display and it said 'DELAYED' in big, red letters. I had to stay in the airport overnight so I lay across some chairs and played with my crayons.

Sway Airways felt bad for the delay and said I did not need to pay and I got a free tray of food on the way to Norway. Hooray!

Did you have a good birthday yesterday?

From Shay



Questions

1. Spot the two days of the week that are hidden in the story.

2. Unscramble this word which was displayed in big, red letters.

L E D D E AY

3. Where was Shay going on holiday?

4. What did Shay do at the airport overnight?



Missing Numbers


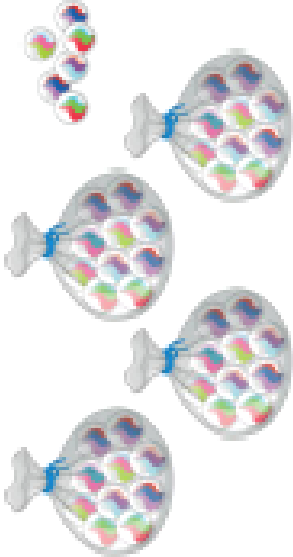




Fill in the missing numbers from these sections of hundred squares.

14	15		17		83		85	86
	25	26			93			96

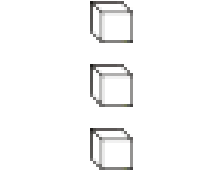
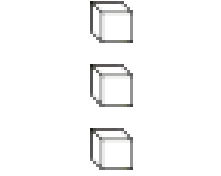
36	37						10
			48		18	19	20
56	57	58			28	29	

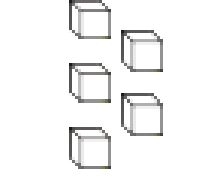
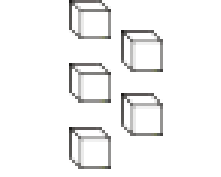
Fill in the missing numbers in these number lines.







<p>5a. Each pot holds 10 pencils.</p>  <p>How many pencils are there altogether?</p> <p>★</p>	<p>5b. Each bag holds 10 marbles.</p>  <p>How many marbles are there altogether?</p> <p>★</p>																								
<p>6a. Circle the number shown below.</p>  <p>★ 25 45 37</p>	<p>6b. Circle the number show below.</p>  <p>★ 36 27 45</p>																								
<p>7a. Count backwards using the number track. What number will you say after 30?</p> <table border="1" data-bbox="1265 877 1332 1492"> <tr> <td>26</td><td>27</td><td>28</td><td>29</td><td>30</td><td>31</td><td>32</td><td>33</td><td>34</td><td>35</td><td>36</td><td>37</td> </tr> </table> <p>★</p>	26	27	28	29	30	31	32	33	34	35	36	37	<p>7b. Count forwards using the number track. What number will you say after 41?</p> <table border="1" data-bbox="1265 239 1332 853"> <tr> <td>38</td><td>39</td><td>40</td><td>41</td><td>42</td><td>43</td><td>44</td><td>45</td><td>46</td><td>47</td><td>48</td><td>49</td> </tr> </table> <p>★</p>	38	39	40	41	42	43	44	45	46	47	48	49
26	27	28	29	30	31	32	33	34	35	36	37														
38	39	40	41	42	43	44	45	46	47	48	49														
<p>8a. Abi is counting forwards from 28.</p> <table border="1" data-bbox="1512 925 1579 1444"> <tr> <td>24</td><td>25</td><td>26</td><td>27</td><td>28</td><td>29</td><td>30</td><td>31</td><td>32</td><td>33</td> </tr> </table> <p>she says,</p>  <p>what number will she say next?</p> <p>★</p>	24	25	26	27	28	29	30	31	32	33	<p>8b. Ben is counting backwards from 41.</p> <table border="1" data-bbox="1512 287 1579 805"> <tr> <td>36</td><td>37</td><td>38</td><td>39</td><td>40</td><td>41</td><td>42</td><td>43</td><td>44</td><td>45</td> </tr> </table> <p>He says,</p>  <p>what number will he say next?</p> <p>★</p>	36	37	38	39	40	41	42	43	44	45				
24	25	26	27	28	29	30	31	32	33																
36	37	38	39	40	41	42	43	44	45																



How Many Tens and Ones?



	
tens	ones

	
tens	ones

	
tens	ones

	
tens	ones

	
tens	ones

	
tens	ones