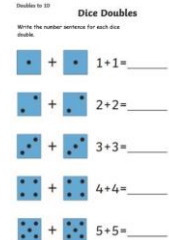

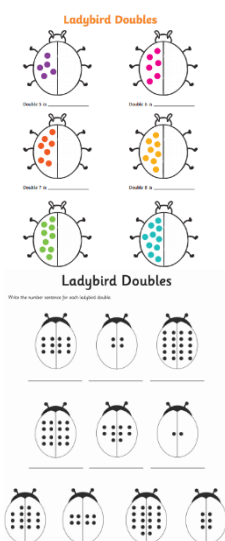


Lesson plans.

Year Recep	Day 1	Day 2	Day 3	Day 4	Day 5
Sensory Activity	<p>Wake and shake https://www.youtube.com/watch?v=388Q44ReOWE https://www.youtube.com/watch?v=1gUbdNbu6ak https://www.youtube.com/watch?v=NwT5oX_mqS0</p>	<p>Kids Exercises. https://www.youtube.com/watch?v=3_oIssULEK0</p>	<p>Wake and shake https://www.youtube.com/watch?v=2UcZWXvgMZE https://www.youtube.com/watch?v=oe_HDfdmnaM# https://www.youtube.com/watch?v=83aUaYQF4NM</p>	<p>Kids Exercises. https://www.youtube.com/watch?v=h3XrtmOIVnY</p>	<p>Wake and Shake. https://www.youtube.com/watch?v=sLMGJ9SOseE https://www.youtube.com/watch?v=I3u_gaOPCGk</p>
Topic	Continue to work on your projects.				
Phonics	<p>LI - practice and re-cap the phase 3 GPC's. Flash cards - speed trial all of phase 3- https://new.phonicsplay.co.uk/resources/phase/3/flashcards-speed-trials Play Buried treasure - all of Phase 3. https://new.phonicsplay.co.uk/resources/phase/2/buried-treasure Then complete one sheet each day.</p>				<p><u>Phonics play</u> <u>Username: march20</u> <u>Password: home</u></p>

English.	<p>This week please can you follow the lessons from the Oak Academy and complete the activities. All the English Lessons are based around the story of Goldilocks and the three bears.</p> <p><u>Making Porridge.</u> https://www.thenational.academy/reception/english/making-porridge-reception-wk2-1</p>	<p>This week please can you follow the lessons from the Oak Academy and complete the activities. All the English Lessons are based around the story of Goldilocks and the three bears.</p> <p><u>Favourite part of the story.</u> https://www.thenational.academy/reception/english/goldilocks-and-the-three-bears-reception-wk2-2#slide-2</p>	<p>This week please can you follow the lessons from the Oak Academy and complete the activities. All the English Lessons are based around the story of Goldilocks and the three bears.</p> <p><u>Recalling the story.</u> https://www.thenational.academy/reception/english/goldilocks-and-the-three-bears-story-map-reception-wk2-3#slide-2</p>	<p>This week please can you follow the lessons from the Oak Academy and complete the activities. All the English Lessons are based around the story of Goldilocks and the three bears.</p> <p><u>Writing the story.</u> https://www.thenational.academy/reception/english/goldilocks-and-the-three-bears-story-writing-part-1-reception-wk2-4</p>	<p>This week please can you follow the lessons from the Oak Academy and complete the activities. All the English Lessons are based around the story of Goldilocks and the three bears.</p> <p><u>Completing the story.</u> https://www.thenational.academy/reception/english/goldilocks-and-the-three-bears-story-writing-part-2-reception-wk2-5#slide-2</p>
----------	--	--	--	--	---

<p>Maths - doubling numbers.</p>	<p>warm up songs - https://www.youtube.com/watch?v=M9YQ4phTB0E</p> <p>https://www.youtube.com/watch?v=M7K3TIO7nK8</p> <p>Watch the clip to support children doubling using objects and a ladybird. There is a sheet below or you could draw your own.</p> <p>https://www.youtube.com/watch?v=wWfrgXpZjCA</p> <p>As a challenge or extension children could say the stem sentence - $_ + _ = _$ or double $_$ is $_$. They could also write the calculation . $_ + _ = _$.</p>	<p>warm up songs - https://www.youtube.com/watch?v=4U2QLjqripY</p> <p>https://www.youtube.com/watch?v=At0quRa90rs</p> <p>Play the doubles game.</p> <p>Double Dart Board interactive game. Reveal the answer with doubles to 10. https://www.topmarks.co.uk/Flash.aspx?f=dartboarddoublesandhalves</p>	<p>warm up songs - https://www.youtube.com/watch?v=NDqbCfplYrg</p> <p>https://www.youtube.com/watch?v=JbOFU1oBdys</p> <p>Ladybird doubles - interactive game.</p> <p>http://www.mathsgames.org/ladybird-doubles.html</p>	<p>warm up songs - https://www.youtube.com/watch?v=lqw2iAv3Yb4</p> <p>https://www.youtube.com/watch?v=6Ro7x6friTI</p> <p>Complete the worksheets</p>  	<p>warm up songs - https://www.youtube.com/watch?v=8jOzhiACB68</p> <p>Watch the Doubles number blocks clip. https://www.youtube.com/watch?v=ylrjRxLsHAE</p> <p>Complete the worksheets.</p> 
----------------------------------	---	---	--	--	--

A link the schools website and Maths Calculation policy:
<http://www.guyhirn.cambs.sch.uk/website/curriculum/66627>

'ai' Spelling Activity



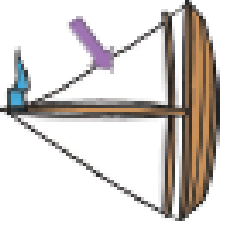
1. Trace over 'ai'.

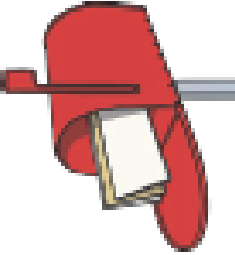
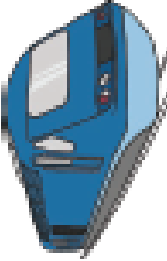
ai ai ai ai ai ai
ai ai ai ai ai ai

2. Just add 'ai'.

f__l s__l
t__l l__d
m__l r__n
tr__n

3. Write the correct 'ai' words under the pictures.

'ee' Spelling Activity

1. Trace over 'ee'.

ee ee ee ee ee ee ee ee
ee ee ee ee ee ee ee ee

2. Just add 'ee'.

w__p

f__t




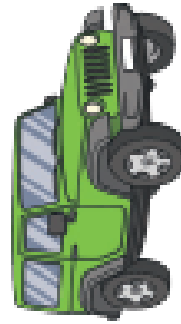
j__p

m__t

w__k

d__p

3. Write the correct 'ee' words under the pictures.



'igh' Spelling Activity

1. Trace over 'igh'.

igh igh igh igh igh igh
igh igh igh igh igh igh

2. Just add 'igh'.

h_ _ _

r_ _ _ t



l_ _ _ t

s_ _ _ t

n_ _ _ t

f_ _ _ t

3. Write the correct 'igh' words under the pictures.



'oa' Spelling Activity

1. Trace over 'oa'.

oa oa oa oa oa oa
oa oa oa oa oa oa

2. Just add 'oa'.

c__t

r__d

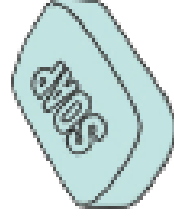
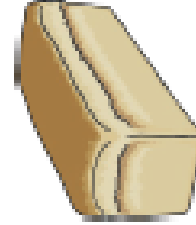

g__l

s__p

l__f

__k

3. Write the correct 'oa' words under the pictures.



'oo' Spelling Activity

1. Trace over 'oo'.

oo oo oo oo oo oo oo oo oo oo
oo oo oo oo oo oo oo oo oo oo

2. Just add 'oo'.

m__n

b__t


r__f

f__d

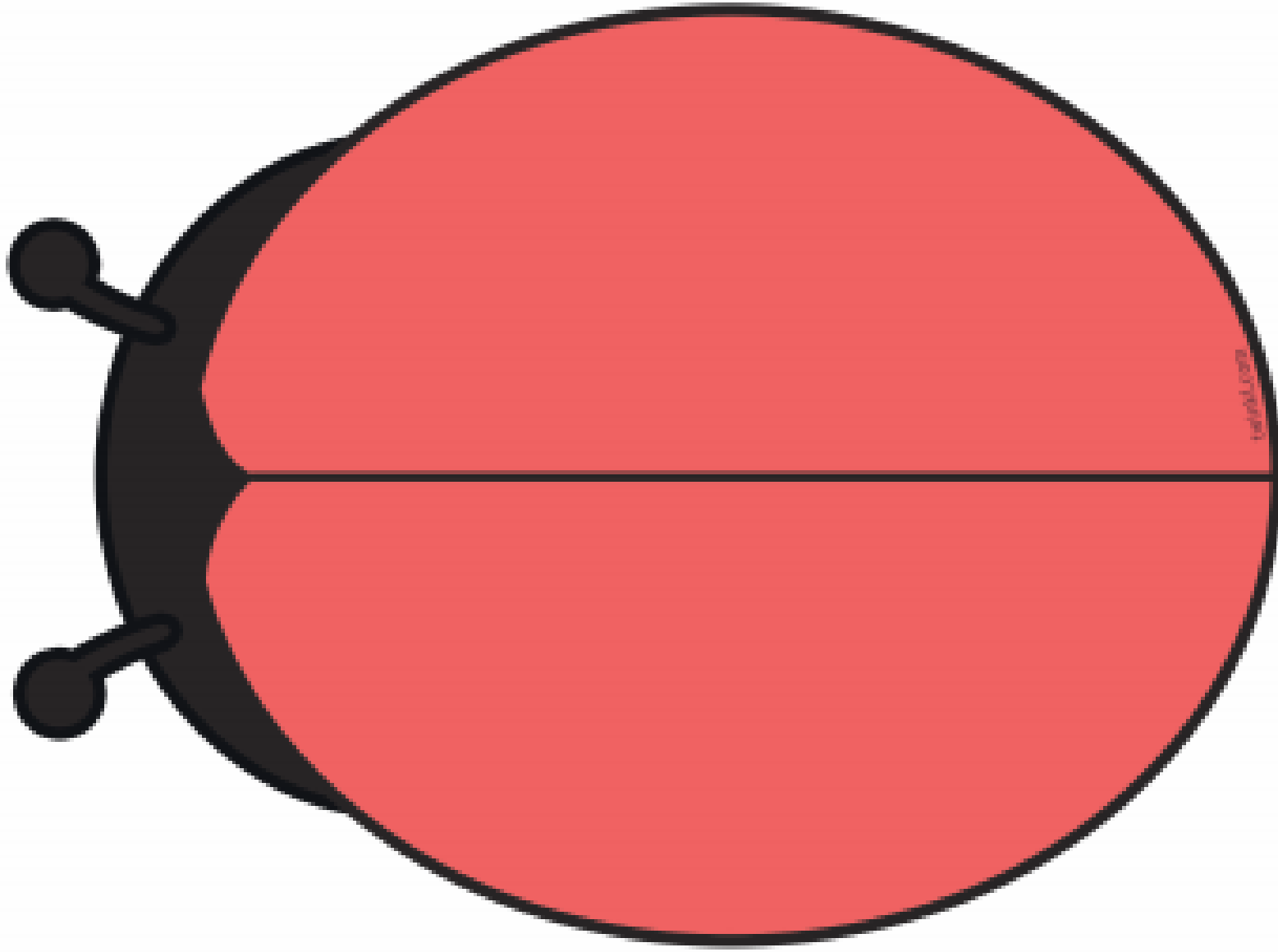
z__

h__f

3. Write the correct 'oo' words under the pictures.



Double the Spots



=

+

Doubles to 10

Dice Doubles

Write the number sentence for each dice double.

 $1 + 1 = \underline{\quad}$

 $2 + 2 = \underline{\quad}$

 $3 + 3 = \underline{\quad}$


 $4 + 4 = \underline{\quad}$

 $5 + 5 = \underline{\quad}$


Doubles to 10


Butterfly Doubles


Write the number sentence for each butterfly double.

 $1 + 1 = \underline{\quad}$

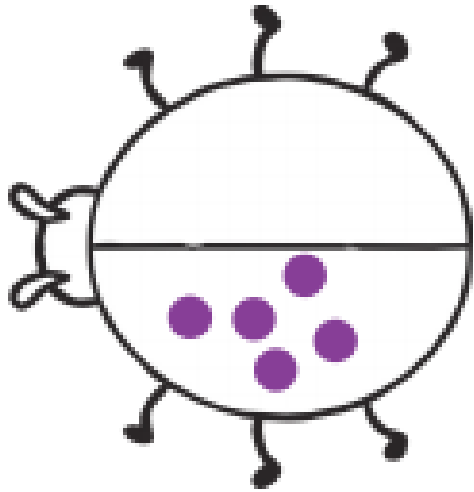
 $2 + 2 = \underline{\quad}$

 $3 + 3 = \underline{\quad}$

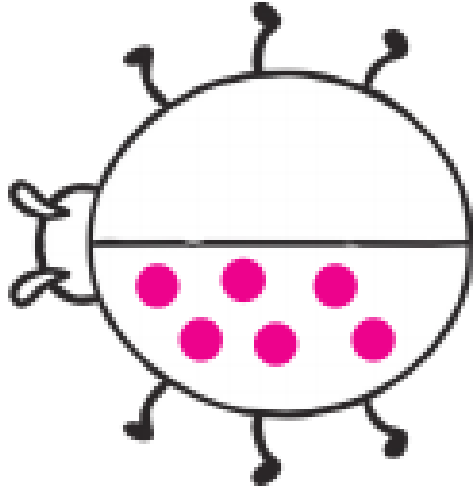
 $4 + 4 = \underline{\quad}$

 $5 + 5 = \underline{\quad}$

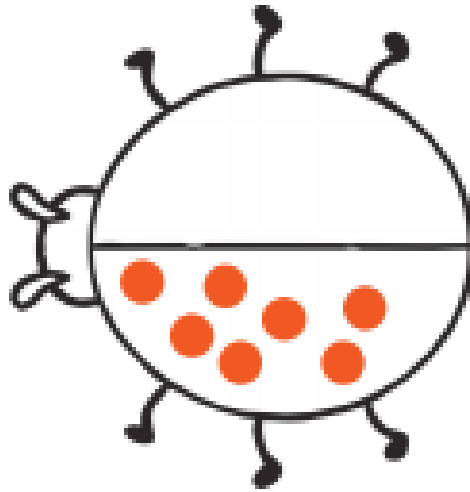
Ladybird Doubles



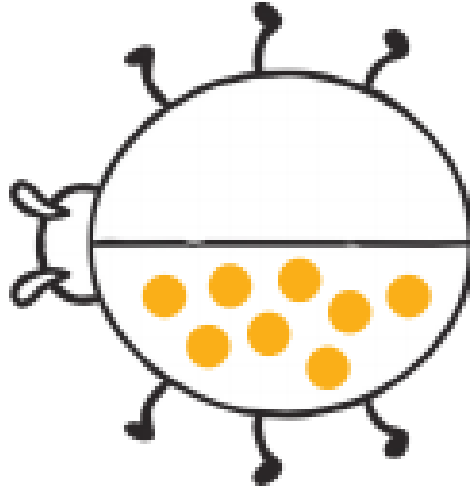
Double 5 is _____



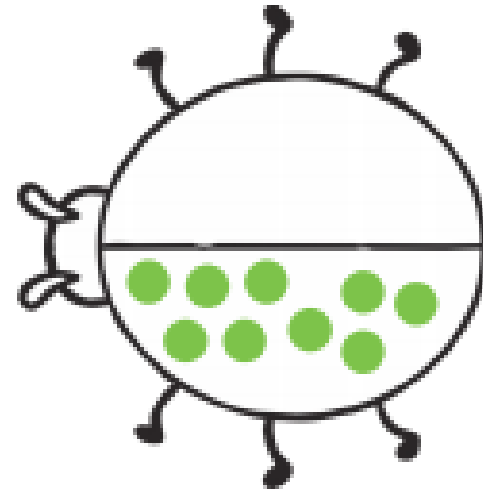
Double 6 is _____



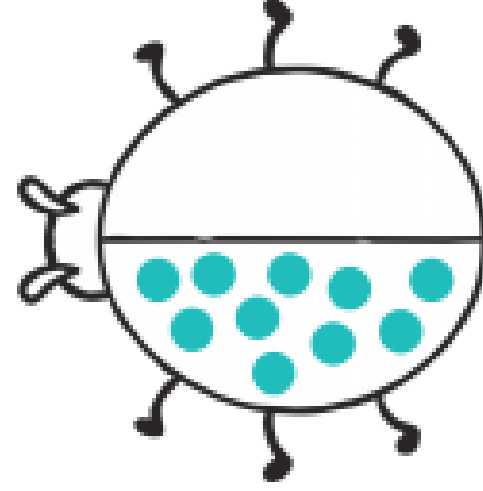
Double 7 is _____



Double 8 is _____



Double 9 is _____



Double 10 is _____

Ladybird Doubles

Write the number sentence for each ladybird double.

