




Year 1	Day 1	Day 2	Day 3	Day 4	Day 5
Sensory Activity	Wake and shake https://www.youtube.com/watch?v=KhfkYzUwYFk https://www.youtube.com/watch?v=eD7zbsGjFo4 https://www.youtube.com/watch?v=KVE-T2_vLpY&list=PLoFs-pW9hQxSrzvYQyk0HEwGzuT8Tsqxf	Kids Exercises. https://www.youtube.com/watch?v=EkuRPJ8rMZI	Wake and shake https://www.youtube.com/watch?v=MugzDjGDYjo https://www.youtube.com/watch?v=Imhi98dHa5w https://www.youtube.com/watch?v=ziLHZeKbMUo&list=PLoFs-pW9hQxSrzvYQyk0HEwGzuT8Tsqxf&index=3	Kids Exercises. https://www.youtube.com/watch?v=5if4cjO5nxo	Wake and shake https://www.youtube.com/watch?v=AKlid_e-loE
Topic	Work on the seaside and Everyday materials projects.				

Phonics.	<p>LI - practice and re-cap the phase 5. Flash cards - speed trial all phases- https://new.phonicsplay.co.uk/resources/phase/2/flashcards-speed-trials Play Buried Treasure. https://new.phonicsplay.co.uk/resources/phase/2/buried-treasure Then complete the worksheets throughout the week – based on the sound er written in different ways – er ir ur.</p>					<p><u>Phonics play</u> <u>Username: march20</u> <u>Password: home</u></p>
	<div style="display: flex; justify-content: space-around;"> <div data-bbox="152 379 286 518">  </div> <div data-bbox="589 379 701 518">  </div> <div data-bbox="1003 379 1115 518">  </div> </div> <p style="text-align: right;">Can you circle the ur digraphs.</p>					
English.	<p><i>This week we will be following the Oak National Academy English Lessons.</i></p>	<p><i>This week we will be following the Oak National Academy English Lessons.</i></p>	<p><i>This week we will be following the Oak National Academy English Lessons.</i></p>	<p><i>This week we will be following the Oak National Academy English Lessons.</i></p>	<p><i>This week we will be following the Oak National Academy English Lessons.</i></p>	
	<p><i>The work this week will be based on a poem.</i></p>	<p><i>The work this week will be based on a poem.</i></p>	<p><i>The work this week will be based on a poem.</i></p>	<p><i>The work this week will be based on a poem.</i></p>	<p><i>The work this week will be based on a poem.</i></p>	
	<p><i>Click on the link and complete the activities on the video.</i></p>	<p><i>Click on the link and complete the activities on the video.</i></p>	<p><i>Click on the link and complete the activities on the video.</i></p>	<p><i>Click on the link and complete the activities on the video.</i></p>	<p><i>Click on the link and complete the activities on the video.</i></p>	
	<p>LI - To listen to a poem. https://classroom.thenational.academy/lessons/to-listen-to-a-poem</p>	<p>LI - To identify Rhyming words. https://classroom.thenational.academy/lessons/to-identify-rhyming-words</p>	<p>LI - To identify onomatopoeia https://classroom.thenational.academy/lessons/to-identify-onomatopoeia</p>	<p>LI - To Plan our poem. https://classroom.thenational.academy/lessons/to-plan-our-poem/activities/1</p>	<p>LI - To write a poem. https://classroom.thenational.academy/lessons/to-write-our-poem</p>	

Warm up songs - <https://www.youtube.com/watch?v=NDqbCfplYrg>

<https://www.youtube.com/watch?v=At0quRa90rs>

LI - make doubles

Watch the lesson and then complete the worksheet from the link on the website.

Summer Term - Week 1 (w/c 20 April)

<https://whiterosemaths.com/homelearning/year-1/>

Lesson 1 - Make doubles



Warm up songs - <https://www.youtube.com/watch?v=0TgLtF3PMOc&t=26s>

https://www.youtube.com/watch?v=q_yUC1NCFKE


LI - make equal groups by grouping.

Watch the lesson and then complete the worksheet from the link on the website.

Summer Term - Week 1 (w/c 20 April)

<https://whiterosemaths.com/homelearning/year-1/>

Lesson 2 - Make equal groups (grouping)



Warm up songs - <https://www.youtube.com/watch?v=LJwK226dqQs>

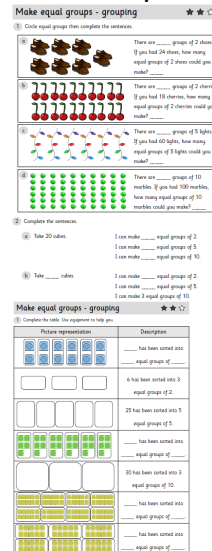
<https://www.youtube.com/watch?v=8jMmZaFvRpE>

LI to make equal groups by grouping.

Watch the film clip to help remember your learning from yesterday.

<https://www.youtube.com/watch?v=lkp-MDhkRic&t=1s>

Then complete the worksheet.



Warm up songs - <https://www.youtube.com/watch?v=bGetqbqDVaA>

<https://www.youtube.com/watch?v=Ss-zuApvA0&t=69s>

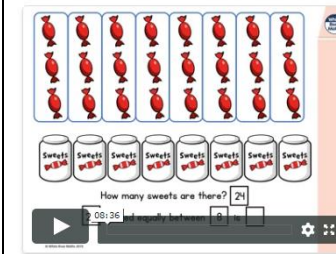
LI - making equal groups by sharing.

Watch the lesson and then complete the worksheet from the link on the website.

Summer Term - Week 1 (w/c 20 April)

<https://whiterosemaths.com/homelearning/year-1/>

Lesson 3 - Make equal groups (sharing)




Warm up songs - <https://www.youtube.com/watch?v=e0dJWfQHF8Y>

<https://www.youtube.com/watch?v=O-cARYvdtB4>



















LI - making equal groups by sharing.

Watch the film clip to help remember your learning from yesterday

<https://www.youtube.com/watch?v=fgoUVD0Hx5M>

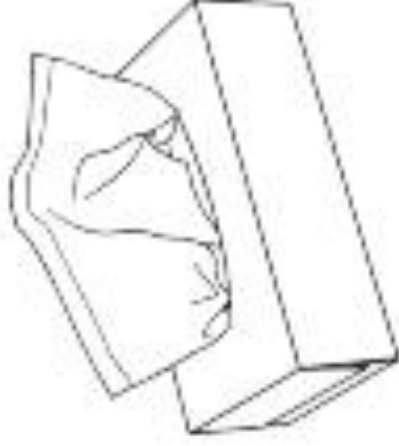


A link the schools website and Maths Calculation policy:
<http://www.guyhirn.cambs.sch.uk/website/curriculum/66627>

er		ir		ur	
					
					
					
					
					
					

Can you find 'ir'?

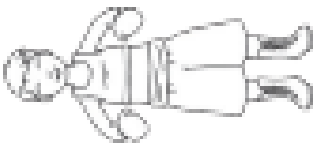
Colour all the pictures that have the 'ir' sound.

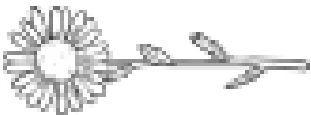


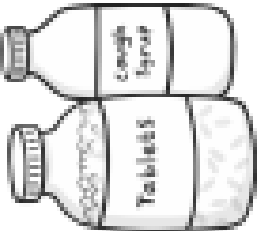
Find and Write the 'er' Words

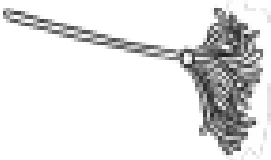


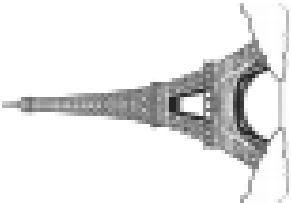
Write the words and then colour the ones with an 'er' sound in them.


				
	b			


				
	ow			


				
	c			

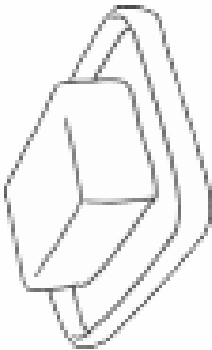
				
	o			

				
	t			

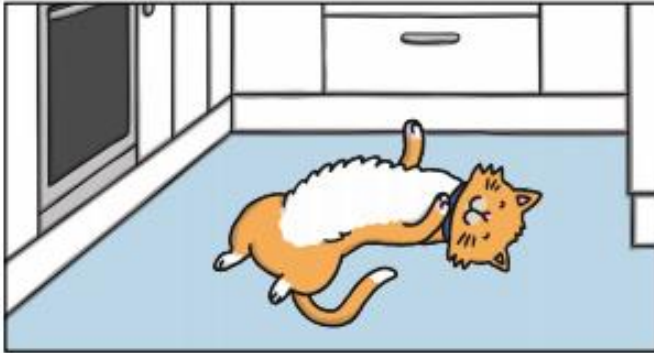
				
	n	n		

				
	d			

				
	u			

				
	b			


Sam the Cat




My cat Sam has long, soft fur. Sam is the best pet!



Sam the cat curls up and purrs on my lap. I hug her tight.



It is my turn to get Sam her food. I look for Sam but she is out.



Sam gets back but she has hurt her tail!



Poor Sam! Get well soon! I can help her feel better.



I dress up as a kind nurse to look after Sam!

Can you circle the ur digraphs.

Make equal groups - grouping




1 Circle equal groups then complete the sentences.

a



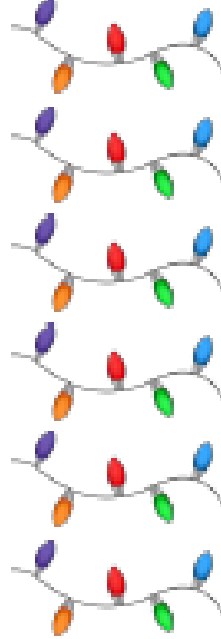
There are _____ groups of 2 shoes.
If you had 24 shoes, how many equal groups of 2 shoes could you make? _____

b




There are _____ groups of 2 cherries
If you had 18 cherries, how many equal groups of 2 cherries could you make? _____

c



There are _____ groups of 5 lights.
If you had 60 lights, how many equal groups of 5 lights could you make? _____

d



There are _____ groups of 10 marbles. If you had 100 marbles, how many equal groups of 10 marbles could you make? _____

2 Complete the sentences.

a Take 20 cubes.

I can make _____ equal groups of 2.

I can make _____ equal groups of 5.

I can make _____ equal groups of 10.

b Take _____ cubes.

I can make _____ equal groups of 2.

I can make _____ equal groups of 5.

I can make 3 equal groups of 10.

Make equal groups - grouping















1 Complete the table. Use equipment to help you.

Picture representation	Description
	<p>_____ has been sorted into _____ equal groups of _____.</p>
	<p>6 has been sorted into 3 equal groups of 2.</p>
	<p>25 has been sorted into 5 equal groups of 5.</p>
	<p>_____ has been sorted into _____ equal groups of _____.</p>
	<p>30 has been sorted into 3 equal groups of 10.</p>
	<p>_____ has been sorted into _____ equal groups of _____.</p>
	<p>_____ has been sorted into _____ equal groups of _____.</p>

Make equal groups - sharing



1 Complete the sentences. You may use equipment to help you.

<p>a</p>  <p>_____ stamps shared equally between _____ envelopes is _____</p> 
<p>b</p>  <p>_____ apples shared equally between _____ baskets is _____</p> 
<p>c</p>  <p>_____ sweets shared equally between _____ bags is _____</p> 
<p>d</p>  <p>_____ cupcakes shared equally between _____ plates is _____</p> 
<p>e</p>  <p>_____ marbles shared equally between _____ jars is _____</p> 
<p>f</p>  <p>_____ sweets shared equally between _____ squirrels is _____</p> 

Make equal groups - sharing



1 Complete the sentences.

- a Use 20 counters and bowls to represent your classmates.
Can you share the counters equally between your classmates?

20 shared between 2 equals _____.

20 shared between 5 equals _____.

20 shared between 10 equals _____.

2 Complete the sentences. Draw a picture to represent the sentences.

- a Kat has 20 apples.
She shares them equally between 2.
How many in each tray? _____

