



Subject		Submission
Reading	Silent Reading Please read your book for 30 minutes. When reading try to use the VIPERS skills that you have been learning this year.	None required
Spelling	Get somebody to test you on the words from last week - in a random order of course.	Please submit your test result so that I can update the records
Numeracy 3 different classic frog maths puzzles	<p style="text-align: center;">Froggy maths investigations</p> <p>Here are 3 maths puzzles based around frogs! The first is probably the easiest. Both the second and third have easy starts but get considerably more difficult. You can pick and choose - doing a part or the whole of any or all of them. You will probably find (as I did) that having something to move such as counters, Lego, cut out frogs or even fruit is really helpful.</p> <p><u>The classic frog in the well maths puzzle.</u></p>  <p>It is Friday May 1st. Freddy frog has fallen to the bottom of a deep well. The well is 30 metres deep and Freddie would like to get out. Unfortunately the sides are very slippery and it takes him all day just to climb 3 metres! Even worse as he sleeps during the night he slowly slides back 2 metres! What will the date be when he gets out?</p> <p><u>Another classic frog puzzle</u></p> <p>This looks easy but it gets quite difficult. I started off by moving different types of fruit to represent the frogs!</p> <ul style="list-style-type: none">• There are two frogs in my pond - one purple and one blue.• The purple frog lives on the left of the pond, the blue frog on the right.• The purple frog wants to get to the right side of the pond as she thinks the blue frog gets the juiciest flies.• The blue frog, on the other hand, thinks the purple frog gets fatter flies and he wants to get to the left of the pond.• There are 3 lily pads which the frogs must use to cross the pond.• Frogs can only jump to <u>EMPTY</u> lily pads.	None required this week

- Frogs can only jump over ONE other frog at a time.
- A lily pad can only hold ONE frog at a time.
- Frogs don't know how to jump backwards - ONLY FORWARDS.



Work out how the frogs swap sides. What is the smallest total number of jumps they have to make to get there?


Make a table like this and start to complete it:

Number of frogs in each family	1	2	3	4
Jumps				

Now try something a little harder.
2 frogs in each family with 5 lily pads



Now try something a lot harder.
3 frogs in each family with 7 lily pads




Now can you make a general statement which explains how to work out the number of jumps if you know the number of frogs? Use your statement to work out the number of jumps for...

- 9 frogs in each family.
- 15 frogs in each family.
- 50 frogs in each family.

Here is another frog based maths puzzle.

There are 5 frogs, each with their own lily pad. They would like to gather on one lily pad to have a party but there are rules about how they can move. One frog on a lily pad can move one space in any direction, Two on a lily pad can move two spaces, three on a lily pad can move three spaces and so on. A frog, or a group of frogs can jump over other frogs or groups of frogs. Can you arrange for all the frogs to meet on one lily pad?

Here is the start position with all 5 frogs on their own lily pads :



As one frog can only move one space in any direction this could be the first move :



Now as 2 frogs can move 2 spaces in any direction this could be the next position :



So using the rule that the number of frogs on a lily pad gives the number of moves what is next? The frog on the first lily pad moves 1 space? The frog on the fourth lily pad moves 1 space? The 3 frogs on the fifth lily pad move 3 spaces? Can you get all 5 frogs onto 1 lily pad?

	<p>Now that you have done that what would happen with 6 frogs on 6 lily pads? Is it still possible for the frogs to have their party?</p>	
<p>Literacy - grammar</p>	<p>Murder Mystery - Death in the Orchestra</p> <p>The answer to clue two was of course that the police had found traces of fruit juice from the killer's favourite snack.</p> <p>Clue 3 is all about idioms. You will find clue 3 on the class page and again you will need to print it. This time the shape is a rectangle</p> <p>Remember to update your suspects list. Clue 4 will come next week.</p> <p>Clue 3 and the suspects list are separate files on the class page. You will have to print clue 3, assemble the pieces into the correct rectangular shape and update your suspects list.</p>	
<p>Other</p>	<p>Please go to the Family Learning section to choose an activity.</p> <p>Don't forget to keep your creatures log going by adding any new sightings. See my note about things that you might go to see on the class page.</p>	