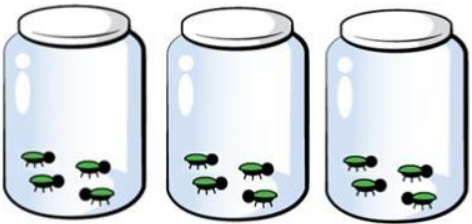

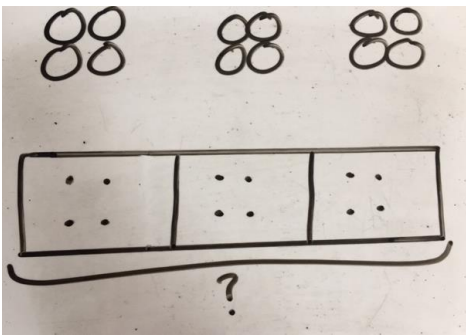


Calculation policy: Multiplication


Key language: double, times, multiplied by, the product of, groups of, lots of, equal groups.



Calculation Policy adapted from White Rose Maths Hub Progression in Calculations – supported with a rich use of vocabulary and discussion throughout using 'stem sentences'

Concrete/ Build it	Pictorial /Draw it	Abstract / Write it/ Say it
<p>Repeated grouping/repeated addition 3×4 $4 + 4 + 4$</p>  <p>There are 3 equal groups, with 4 in each group.</p> 	<p>Children to represent the practical resources in a picture and use a bar model.</p> 	<p>$3 \times 4 = 12$</p> <p>$4 + 4 + 4 = 12$</p> <p>Say it: 3 groups of 4 is 12</p>

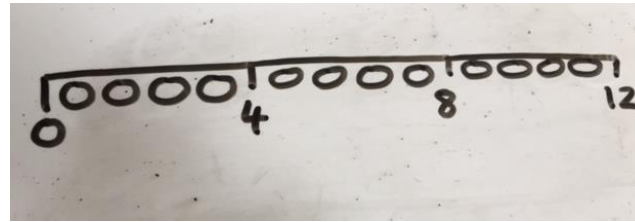
Number lines to show repeated groups-



$$3 \times 4$$

Cuisenaire rods can be used too.

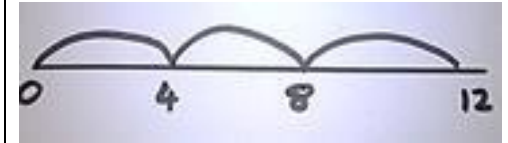
Represent this pictorially alongside a number line
e.g.:



Abstract number line showing three jumps of four.

$$3 \times 4 = 12$$

Say it: When I jump on 4 three times, I land on 12.

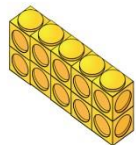


Use arrays to illustrate commutativity counters and other objects can also be used.

$$2 \times 5 = 5 \times 2$$




2 lots of 5



5 lots of 2

Children to represent the arrays pictorially.



Children to be able to use an array to write a range of calculations e.g.

$$10 = 2 \times 5$$

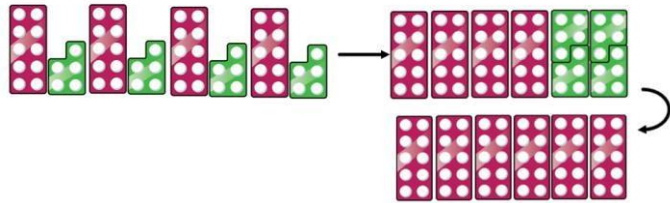
$$5 \times 2 = 10$$

$$2 + 2 + 2 + 2 + 2 = 10$$

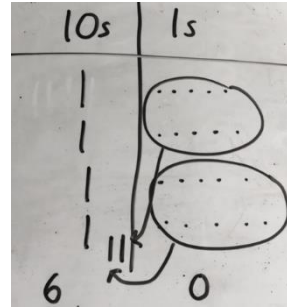
$$10 = 5 + 5$$

Say it: multiplication is commutative; it can be done in any order.

Partition to multiply using Numicon, base 10 or Cuisenaire rods. 4×15



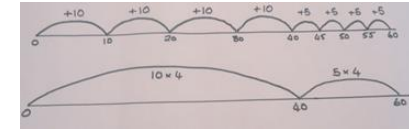
Children to represent the concrete manipulatives pictorially.



Children to be encouraged to show the steps they have taken.

$$\begin{array}{r} 4 \times 15 \\ \swarrow \searrow \\ 10 \quad 5 \end{array}$$

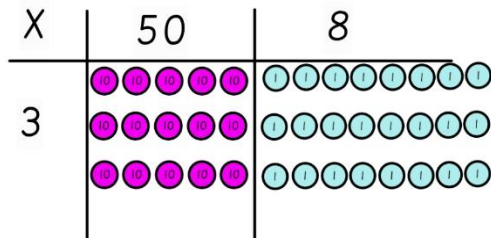
$$\begin{array}{l} 10 \times 4 = 40 \\ 5 \times 4 = 20 \\ 40 + 20 = 60 \end{array}$$



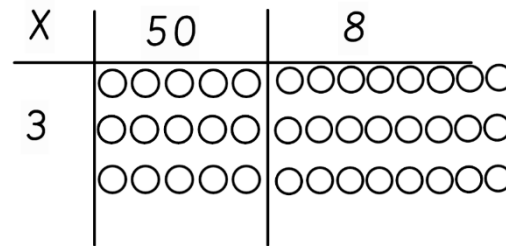
A number line can also be used

Say it: 15 is the whole. 10 is a part, 5 is a part. 4 groups of 10 are 40. 4 groups of 5 are 20. 4 groups of 15 are 60

Children will continue to use arrays where appropriate leading into the grid method.



Children to represent the concrete manipulatives pictorially.

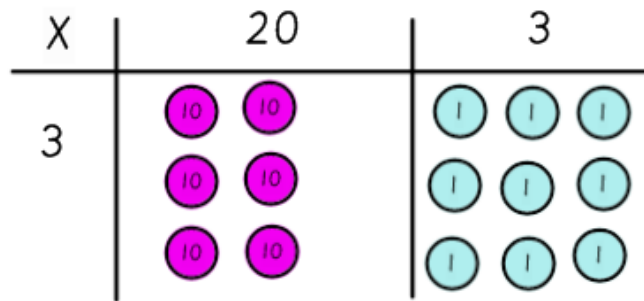


Children to record what it is they are doing.


X	50	8	150
3	150	24	+ 24
			4
			70
			+ 100
			174

Say it: 58 is the whole, 8 is a part, 50 is a part. 3 groups of 8 are 24 3 groups of 50 are 150. Three groups of 58 are 174

Formal column method with place value counters (base 10 can also be used.) 3×23



Children to represent the counters pictorially.



Children to record what it is they are doing to show understanding.

Say it: 3 groups of 3 are 9. 3 groups of 20 are 60. 3 groups of 23 are 69

$$3 \times 23 = 69$$

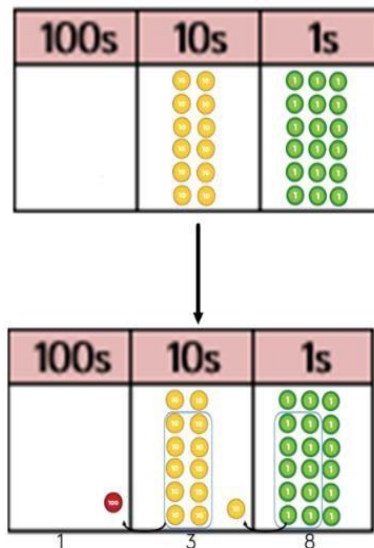
$$3 \times 20 = 60$$

$$3 \times 3 = 9$$

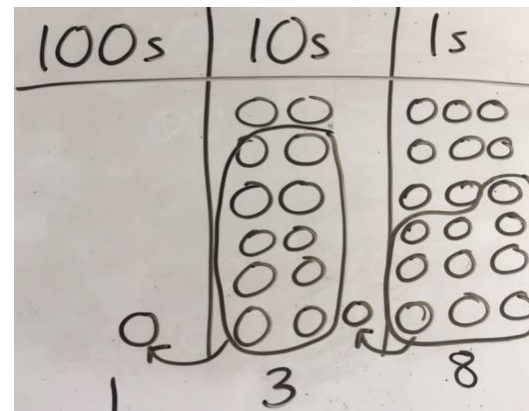
$$60 + 9 = 69$$

$$\begin{array}{r} 23 \\ \times 3 \\ \hline 69 \end{array}$$

Formal column method with place value counters. 6×23



Children to represent the counters/base 10, pictorially e.g. the image below.



Say it: 18 ones are 1 ten and 8 ones. 13 tens are 1 hundred and 3 tens.

Formal Method.

$$6 \times 23 =$$

$$\begin{array}{r} 23 \\ \times 6 \\ \hline 138 \\ 11 \end{array}$$

When children start to multiply $3d \times 3d$ and $4d \times 2d$ etc., they should be confident with the abstract:

To get 744 children have solved 6×124 .

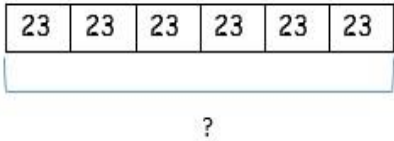
To get 2480 they have solved 20×124 .

$$\begin{array}{r}
 124 \\
 \times 26 \\
 \hline
 744 \\
 2480 \\
 \hline
 3224 \\
 \begin{array}{l} 1 \quad 1 \end{array}
 \end{array}$$

Answer: 3224

Say it: I multiply 124 by 6 then I multiply 124 by 20

Conceptual variation; different ways to ask children to solve 6×23



Mai had to swim 23 lengths, 6 times a week. How many lengths did she swim in one week?

With the counters, prove that $6 \times 23 = 138$

Find the product of 6 and 23

$$6 \times 23 =$$

$$\square = 6 \times 23$$

$$\begin{array}{r}
 6 \quad 23 \\
 \times \underline{23} \quad \times \underline{6} \\
 \hline \quad \hline
 \end{array}$$

What is the calculation? What is the product?

