

Miss Blesic's Phonics - Week Commencing 13<sup>th</sup> July 2020

**Phase 4 Tricky Words** This week for your Phonics learning, I would like you to practice, practice, practice, all of your phase 4 tricky words. I would like you to do the starter and finish game every day. You then have 5 activities to complete. You can choose which day you do the activities.

**Starter game each day:** I would like you to play the flashcards time challenge game on phonics play. Please select phase 3. Keep practising the ones you are not very confident with. Can you beat your time each day?

<https://www.phonicsplay.co.uk/resources/phase/3/flashcards-time-challenge>

Activity 1:

## Phase 4 Tricky Words

c	n	d	e	z	i	z	c	s	y	j	c
m	f	e	d	p	b	y	d	o	w	x	o
g	v	f	l	q	w	s	s	m	p	k	m
z	k	a	f	u	g	a	w	e	g	t	e
l	m	y	e	m	j	i	f	w	z	h	e
i	k	l	w	m	i	d	h	a	v	e	i
k	k	o	o	q	a	g	u	x	w	r	o
e	n	z	u	l	i	t	t	l	e	e	m
a	h	k	t	h	x	p	w	f	r	u	q
r	x	a	k	w	w	h	a	t	e	i	h
e	s	k	q	v	z	v	n	a	l	d	y
o	n	e	w	h	e	n	c	x	r	t	h

said	come	there
have	little	what
like	one	when
some	were	out



Aim High... Fly High...

### Activity 2: Tricky word Scavenger Hunt

Ask your grown up to write and hide these tricky words on pieces of paper. When you find a word, read it and tick it off your list below. Can you find them all?

said

come

there

have

little

what

like

one


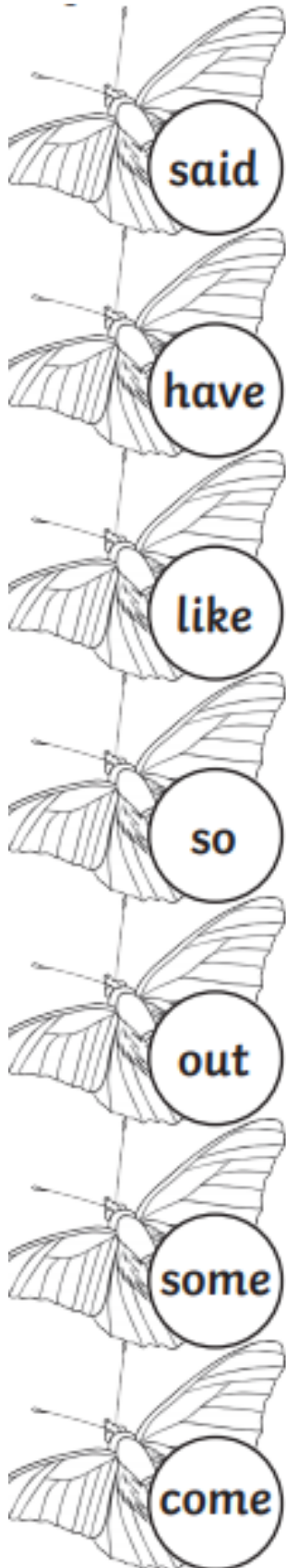
when

some

were

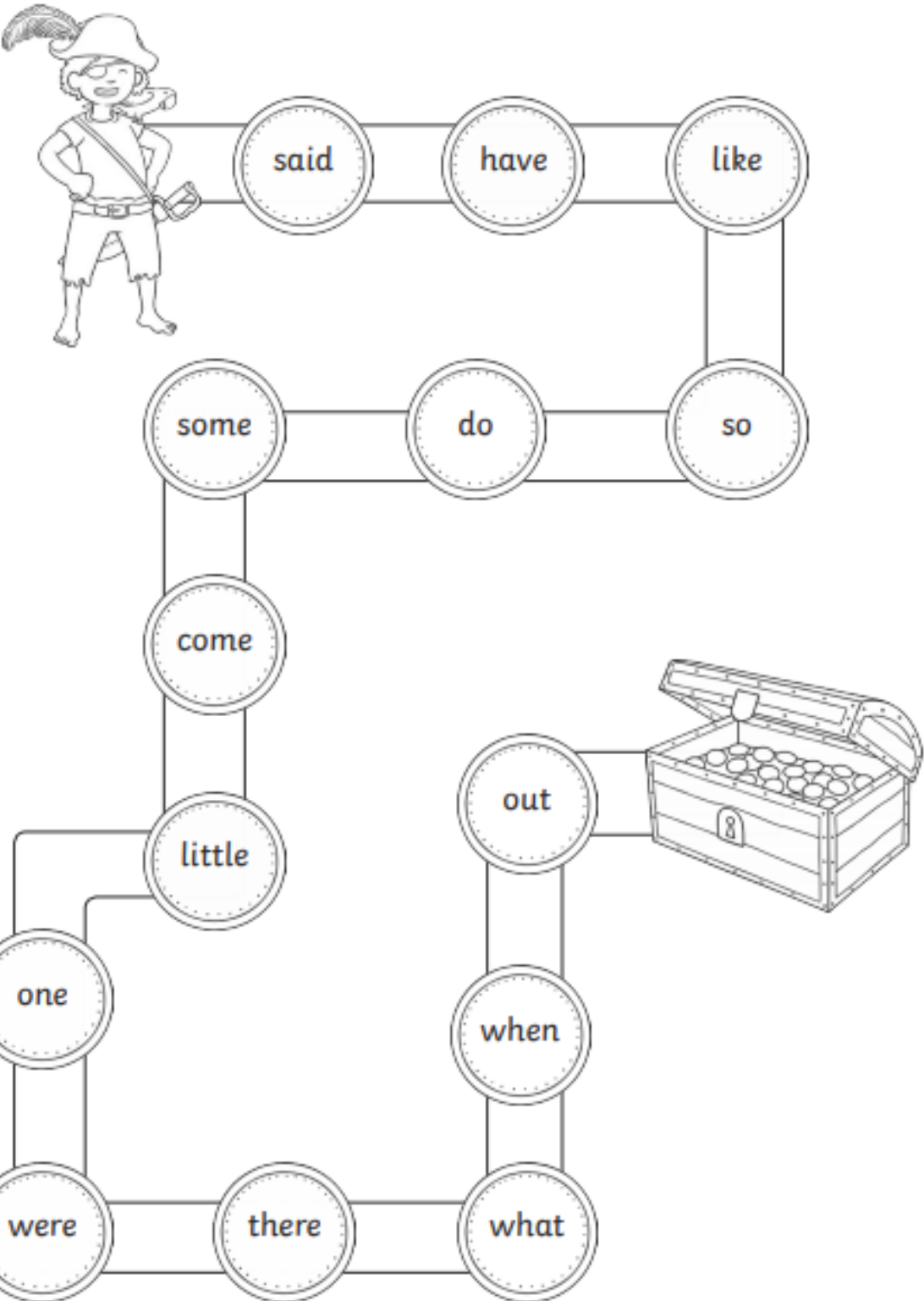
out

Activity 3. Match the butterfly with the flower that has the same tricky word.



Activity 4.

Help the pirate captain find the treasure by following the trail of coins. Read the words on the coins as you find them.



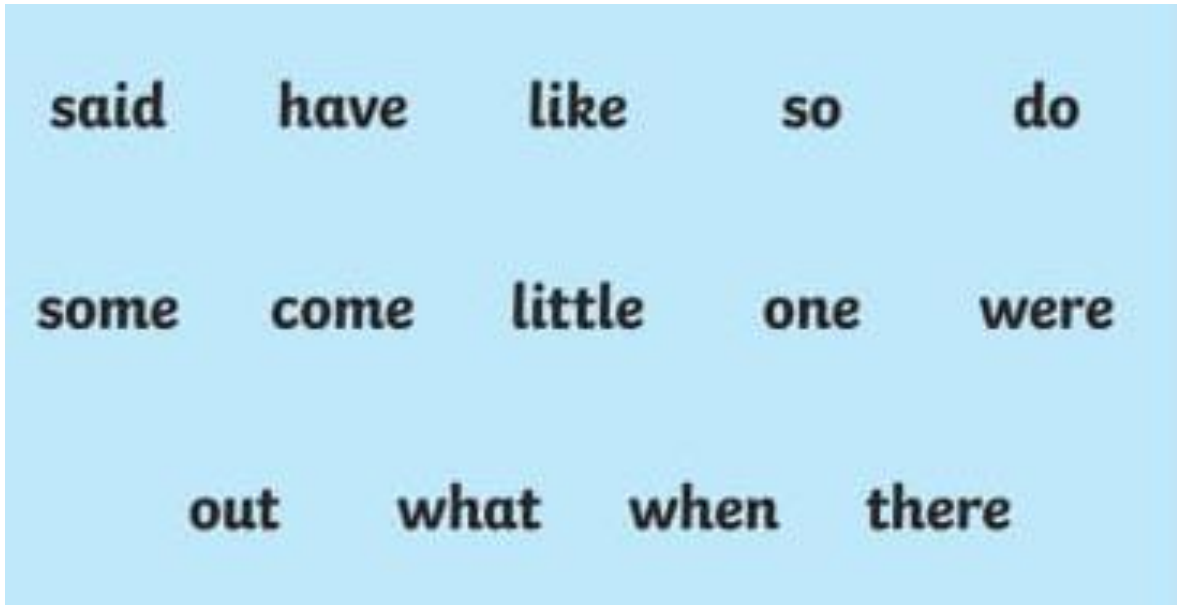
The image shows a pirate captain on the left, looking towards a trail of coins. The trail starts with a coin labeled 'said', followed by 'have', 'like', 'so', 'do', 'some', 'come', 'little', 'one', 'were', 'there', 'what', 'when', and 'out'. The trail ends at an open treasure chest filled with coins. The words on the coins, when read in order, form the sentence: 'said have like so do some come little one were there what when out'.



Aim High... Fly High...

### Activity 5: Writing Tricky Words

Ask your grown up to say some or all of the tricky words from this list. Cut the bottom part of the page off so you can write the tricky words in the boxes by yourself without looking at the word.






Aim High... Fly High...

**Finisher game every day:** Phonics Play – Dragon's den. Select phase 4 – all sounds. If there are particular sounds you feel your child needs to work on, select those and just keep practising.

<https://www.phonicsplay.co.uk/resources/phase/4/dragons-den>

**Parent Note:** As the saying goes, practice makes perfect, so keep practicing and keep playing the games. The best way to encourage phonic progress is the repetitiveness. However, if there are any particular sounds your child is struggling with and you would like some further activities/support with these please do let me know.

Phonics play login details:

Username: march20

Password: home