

BVPS Year 5/6 Remote Learning Update 2021

As we move into another phase of remote learning, Year 5 and 6 will once again be using the tools available to us within Office 365.

Please make sure you have your username and password for this and all other online tools and resources we use at school (Office 365, STARZ, TTRS, AR, Nessy (if you use it), Touch Typing, Code.org etc). If you need any of these details please contact your class teacher via STARZ, the class email or Teams chat (instructions at the end of this document).

You have all used these tools successfully both in school and at home, so hopefully you will remember how to use them.

Our basic timetable is shown below;

Nessy – children will be expected to access for 20 mins each day.

PM Sessions – ‘Around the world in 80 days’ with a different country focus each week. Creative activities to include cross curricular Art, DT, Science, PSHE and Topic

		Video Call 10am									
		10 mins	40 mins	15 min		Independent	20 min		Independent	20 min	
Monday	Guided Reading	Well-being	English lesson	Noodle/ Joe Wicks / Cosmic Yoga / Walk / run/ bike	Break	English Focused Task	TTRS 15 mins	Break	Maths Daily task	Reading/ AR 20 mins / Spelling (Quizlet)	Other Subjects and creative activities
Tuesday	Guided Reading		Maths lesson			Maths Focused Task			English daily Task		Other Subjects and creative activities
Wednesday	Guided Reading		English lesson			English Focused Task			Maths Daily Task		Other Subjects and creative activities
Thursday	Guided Reading		Maths lesson			Maths Focused Task			Reading Comprehension		Other Subjects and creative activities
Friday	Code.org/Touch Typing		Friday Round Up			Maths Daily Task			Other Subjects and creative activities.		Other Subjects and creative activities.

As you can see, you will have a range of tasks to complete each day, **including a teacher-led video lesson at 10am every day (orange columns).**

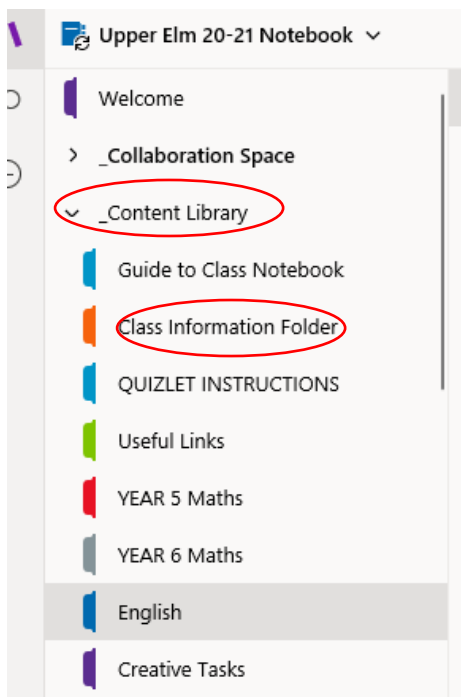
Teacher-led video lessons

You will also need to log in to a Teams video call with your class teacher each day for teacher-led lessons. These will be at 10am every day and cover a different subject focus.

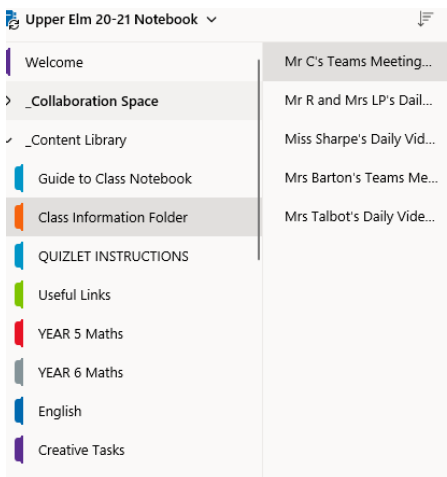
For Teacher-led English and round-up sessions you will have lessons with your normal class teacher.

For Teacher-led Maths lessons you will have video lessons with your Maths teacher.

Each Teacher's video links can be found within the **Content Library > Class information** folder of your class notebook.



How to find the video links for Teacher-led sessions



Mr C's Teams Meeting Link

04 January 2021 13:05

We will use this link for our daily video calls.

You are all expected to join when required.

If you cannot join for any reason please let me know via a STARZ message or the Class Email at Upperelm@brampton.cambs.sch.uk.

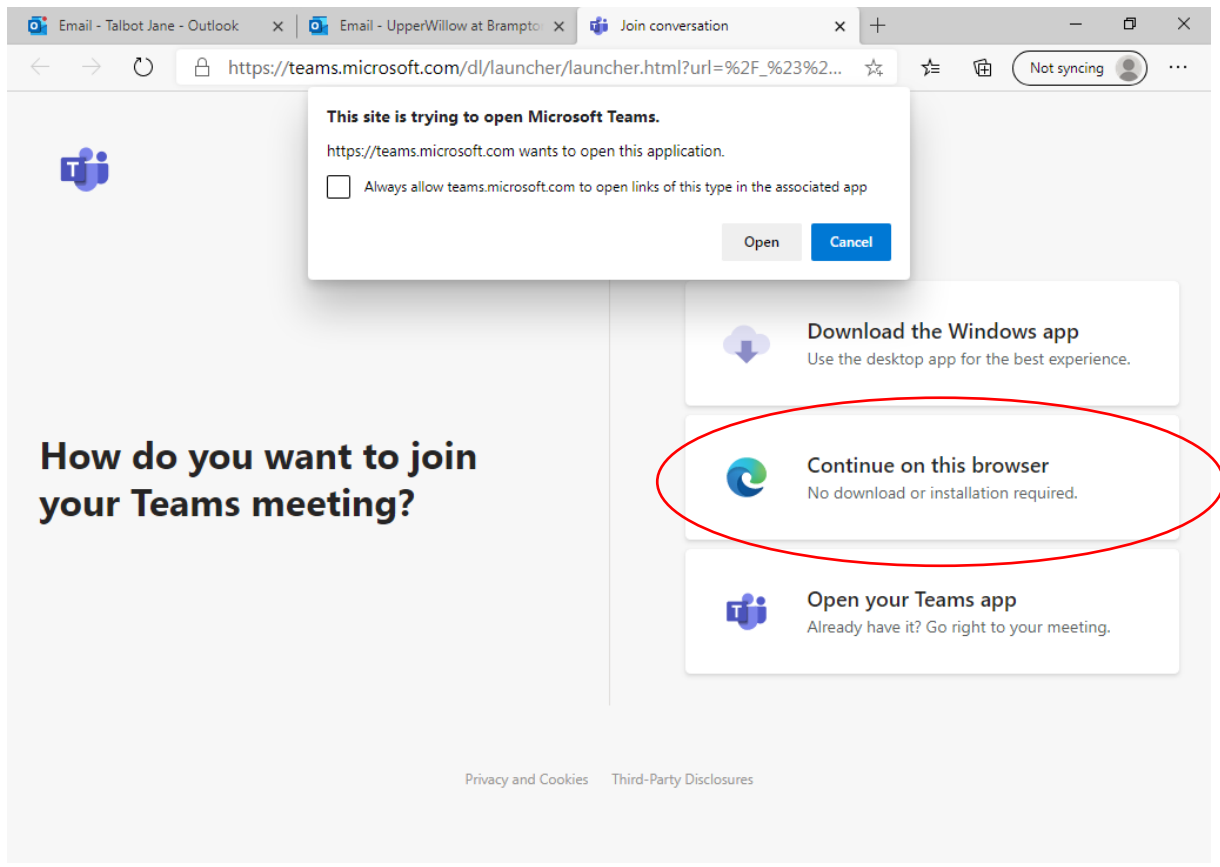
Please click the link below to join our daily meetings.

Mr C

Microsoft Teams meeting

Join on your computer or mobile app
[Click here to join the meeting](#)

When you click the link to join you may see the following message:

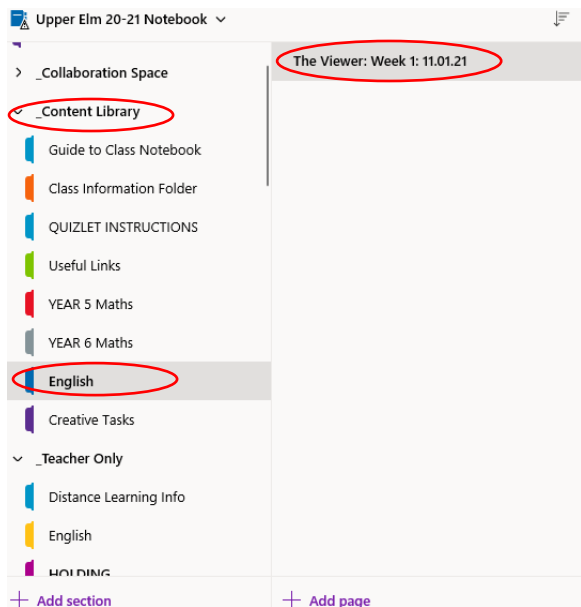
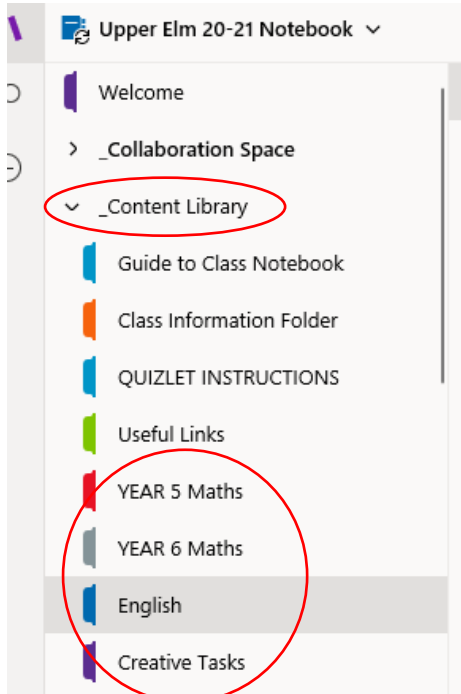


You now have two options;

- (1) If you have the Office App you can click open to open the video.
- (2) If you want to continue *online*, then cancel this message and choose the '*Continue on this browser*'.

Finding lesson resources and tasks to complete

Each subject focus has a **Section** within the **Content Library**.



The Viewer: Week 1: 11.01.21

05 January 2021 10:00

Hello Everyone!

This is your English work for the week. You should view and complete the tasks on the PDF for each session indicated on the timetable.

English teacher-led sessions will be session 1 (Monday 10-11am) and 3 (Wednesday 10-11am) when we will talk you through the activities which you will then complete afterwards. On Tuesday, you will complete session 2 independently and on Thursday, you will have a separate reading comprehension task related to our guided reading book.

All work needs to be completed on your English word document with a date and LO. This is a rolling document so continue each new task where you left off.



Session 1 -
The Viewer



Session 2 -
The Viewer



Session 3 -
The Viewer

Follow the instructions and use the resources as directed.

NOTE

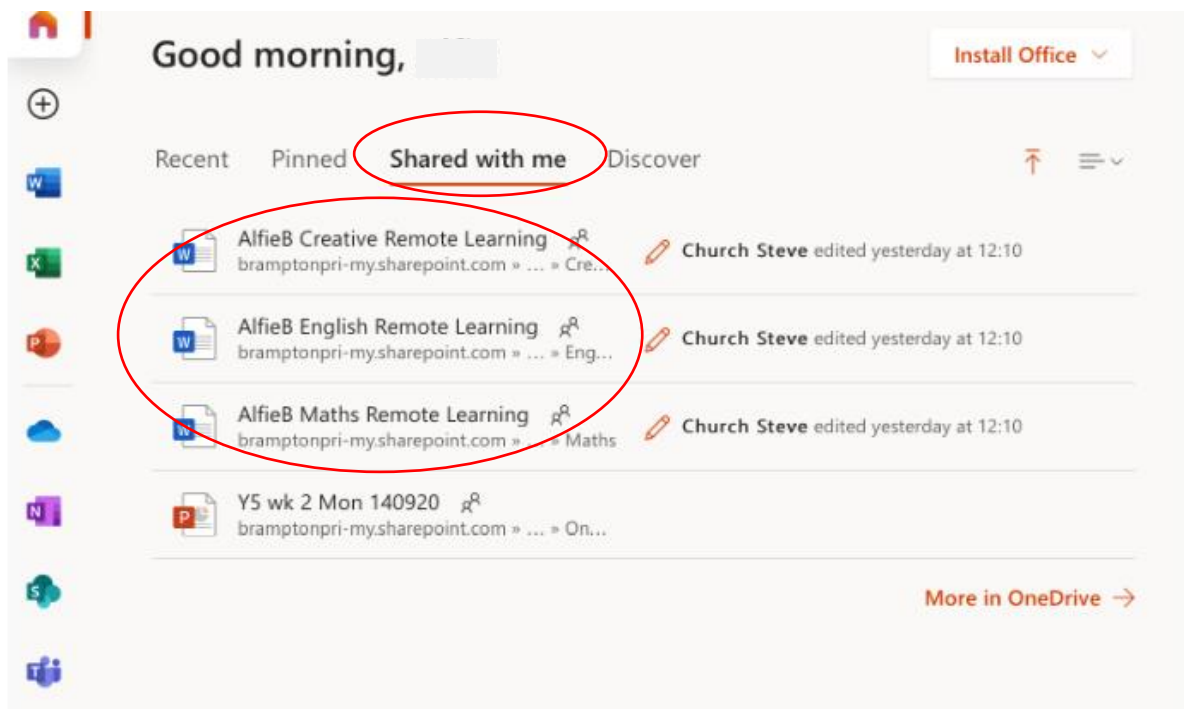
We are not using the class notebook folders this time. You will only need to access the resources within the Content Library.

Completing work - Using a Shared Word Document

You will be completing all your work whilst away from school within a **Shared Word Document**.

These have been created by your class teacher and have been shared with you.

Once logged in, these should appear within your **'Shared with me'** section on your home page.



As you can see you have **three Word documents** for each main subject focus.

You will complete all of your work in these documents.

- All maths work will be completed in the Maths document
- All the English tasks in your English document
- All other work in your Creative document

They are shared with your teacher who will look at and comment on your work as appropriate.

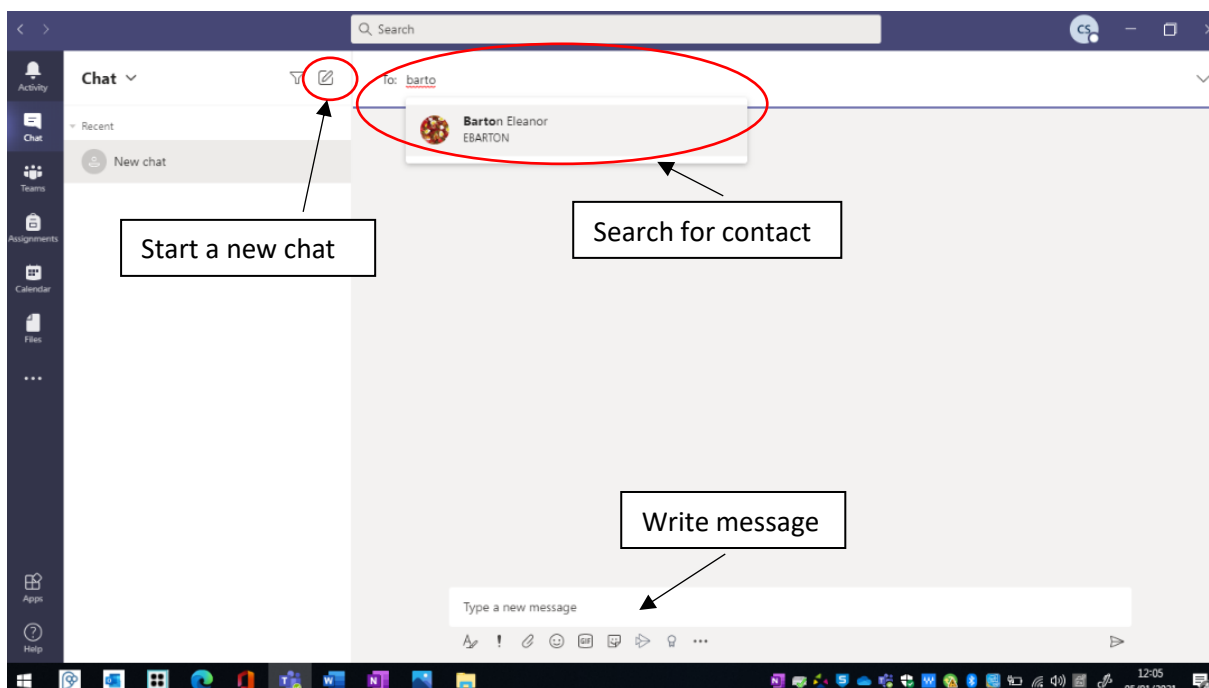
For each piece of work;

- (1) Put the date and LO in the document.
- (2) For some work you will work directly in the word document but for others you may need to work on paper or print something out.
- (3) Either write on the document or if you have worked on paper or printout, take a photograph of your work and insert it onto the page in the appropriate place.

Communication during Remote Learning

During lockdown there are **three** main ways you can contact your class teacher;

- (1) **STARZ** – Use the message function as normal.
- (2) **Class Emails** – Use the appropriate class email to send an email to your class teacher.
 - a. upperelm@brampton.cambs.sch.uk
 - b. uppercedar@brampton.cambs.sch.uk
 - c. upperbeech@brampton.cambs.sch.uk
 - d. uppermaple@brampton.cambs.sch.uk
 - e. upperwillow@brampton.cambs.sch.uk
- (3) **Teams Chat** – Use the chat function within Teams to message your class teacher.



If you have any questions, contact your class teacher.

Good luck!