

Dear Reception Parents/Carers,

Welcome to the first Diamond Online newsletter outlining the activities that we expect your child to complete from the week beginning Monday 1st June. Eventually, all of this learning will be on our new online learning platform but while this is being set up, here are some independent activities for your child to complete. These activities should provide up to 3 hours of work for your child every day.

You will see there are daily tasks in the boxes below and then we have split other activities up into each day, as this will eventually be the format on our new website. At the bottom of this newsletter there are additional activities that you may wish to dip into during the week.




We are aware that some children currently have access to class sites such as Class Dojo, however as teachers return to the classroom, full time communication will become more limited so please be mindful of this. We are planning to launch a new way to communicate in the upcoming weeks.

Thank you as always for your continued support.

The Reception Teaching Team.

Week starting 1st June 2020

Daily tasks:

	<p>Daily reading Read for at least 20 minutes a day. Your child may have access to Oxford Owl, where your child can read free books online. You could also try Storyweaver.org.in</p>
	<p>Daily phonics or spelling Please see the phonics sessions outlined under each day. Tricky words for the week: he, she</p> <p>Useful links: https://new.phonicsplay.co.uk Username: march20 Password: home</p>
	<p>Daily number work This week, practise counting from 1-100. You can play games or practise the numbers song and exercise video with Jack Hartmann on youtube: https://www.youtube.com/watch?v=1dkPouLWCyc</p>

Daily English, Maths and wider curriculum activities:

Monday 1/6/20

Phonics: Focus sound - j

Tricky words: he, she

To begin our phonics activities have a go at this flashcard activity on YouTube. Try to say the sounds as they come onto the screen!

<https://www.youtube.com/watch?v=0mbqFcOGMw4>

If you want to have a go at making your own phase 2 flashcards, you will need some card or paper squares (or post-its!) and a pencil. Write one sound on each card, making sure to start and finish in the right place. Keep them safe and use them to practise these sounds with a grown up, or a brother or sister.

Today's focus sound is j. Can you read these words that begin with the j sound? Try writing them yourself and add the sound buttons!



j a m



j u m p



j u g



j a c k e t

If you have access to the internet, play this game to help you practise reading words beginning with j.

<https://new.phonicsplay.co.uk/resources/phase/2/buried-treasure> (the username and password are included at the top of this newsletter in the phonics section). Choose phase 3 and the j sound.

Practise reading the tricky words he and she with your grown up.

Can you read this silly sentence?

He said jump on the jelly.


English

LO: To predict what might happen in a story.

Over the next few weeks we will be looking at the story 'The Singing Mermaid' by Julia Donaldson and Lydia Monks. This week we will be learning to write labels. Do you know what a label is?

A label is something that helps you to know what something is. We label presents so we know who they are for, and we label our pegs at school so we know which peg belongs to who. Can you think of anything else we might label?

Have a look at the front cover. What do you think the story will be about?



Talk about this with your grown up and predict what you think might happen and why. Draw a picture of your ideas and label two things in your picture. Don't forget to segment the words to help you spell them. Use any phonics flashcards or sounds you have at home to help you.

Tomorrow you will get to listen to the story!


Maths

LO: To represent numbers between 1 and 20.

Today, you are going to be making an object number line in your garden or your house. You could create a number line from 1-10 or 1-20.

Using objects you find around your house or garden, represent each number on your number line, leaving a space between each number. For example, you could place one teddy on the ground for number 1 on your number line. Next to it for number 2, you could place 2 toy cars. For number 3, it could be 3 flowers and so on.

Make sure that you double check that you have counted out the right number of objects!



Wider Curriculum: Science

Today, we are going to be thinking about different materials and what materials you can find around your house and garden. What are some of the things around you made out of?

Go on a hunt around your house and garden and find at least one object that is made of these materials: paper, wood, fabric, plastic, glass and stone. What do they feel like? Are they smooth or bumpy? Heavy or light?

Tuesday 2/6/20

Phonics: Focus sound - v

Tricky words: he, she

To begin our phonics activities have a go at this flashcard activity on YouTube. Try to say the sounds as they come onto the screen!

<https://www.youtube.com/watch?v=0mbqFcOGMw4>

Today's focus sound is v. Can you make a list of things that begin with the v sound? Write them on a list!

If you have access to the internet play this game to help you practise reading words beginning with v.

<https://new.phonicsplay.co.uk/resources/phase/2/buried-treasure> (the username and password are included at the top of this newsletter in the phonics section). Choose phase 3 and the v sound.

Practise reading the tricky words he and she with your grown up.

Can you read this silly sentence?

Can a van put on a vest?

English

LO: To share your favourite part of a story.

Listen to the story 'The Singing Mermaid' by clicking on this link:

<https://www.youtube.com/watch?v=oRE-VimAcu4>

Is the story what you expected? Ask your grown up if you hear any words you are unsure of. Can you hear the rhyming in this story?

After you have listened to the story have a think about what your favourite part of it was. Why was this your favourite? Talk about it with your grown up.

Draw a picture of your favourite part of the story. Can you role-play it (act it out) with your family? Use any toys you have at home to recreate the story!

Maths

LO: To order numbers between 1 and 20.

Make some number cards from 1-20. Mix them up and place them face down on the table. Turn over 2 different cards and look at the numbers written on each one. Can you say which number is bigger or smaller? Then, put those two cards to one side and select another pair of cards. Which is bigger or smaller? Keep the cards and carry on.

When you have turned over all of the cards, place them in order from smallest to biggest. As an extra challenge, select 3 number cards at a time. Put them in order from smallest to biggest.

You could play this game on your own or with your adult, or brother or sister.

You can also play 'Coconut ordering - up to 10':

<https://www.topmarks.co.uk/ordering-and-sequencing/coconut-ordering>

Wider curriculum

L.O. To be able to identify human and physical features of a beach.

Human and physical features mean:-

- Human features → is something that is made by a human being. For example, houses, shops, roads, railway
- Physical features → is something that is natural. For example, mountains, rivers, seas, cliffs

Watch this video about Barnaby Bear travelling to a beach <https://www.youtube.com/watch?v=6qQ0mu6YIW8>

Whilst watching the video, can you say out loud some of the human and physical features that you can see whilst Barnaby Bear is at the beach.

Can you see shops, boats, the sea, sand?

It's time to imagine we are at a beach!

Have a go at drawing your own beach and make it as colourful as you can! Think about what you can see when you're at the beach as well as what you may do when you are there (building sandcastles, boats on the sea, rockpooling etc). Can you tell an adult the different human and physical features you have drawn on your beach?

Wednesday 3/6/20

Phonics: Focus sound - w

Tricky words: he, she

To begin our phonics activities have a go at this flashcard activity on YouTube. Try to say the sounds as they come onto the screen!

<https://www.youtube.com/watch?v=0mbqFcOGMw4>

Today's focus sound is w. Choose a story book you have at home and see how many times you spot the w sound! If you'd like to make a list of words you find and put the sound buttons on.

If you have access to the internet play this game to help you practise reading words beginning with w.

<https://new.phonicsplay.co.uk/resources/phase/3/dragons-den> (the username and password are included at the top of this newsletter in the phonics section). Choose phase 3 and the w sound.

Practise reading the tricky words he and she with your grown up.

Can you read this silly sentence?

Is a web red?

English

LO: To match a picture with a label.

The story 'The Singing Mermaid' takes place at the seaside and at the circus. Can you talk with your grown up about the things you might find at both of these places?

Have a look at this picture:



Choose at least 6 things from this picture and draw them. Then add a label to each picture. Don't forget to sound out each word so you can hear how to spell it!

Listen to the story again!

Maths

LO: To find one more or one less than a number.

Today, you are going to play **grab it!** to find one more and one less than a number.

First, fill up a container with 20 objects such as pasta, beads or shells. Grab a handful as big or small as you like and count them out. How many did you manage to grab? Now find out what is one less than that number by putting one aside.

Can you also find one more than the number of pasta or beads you have grabbed?

Put them all back in and this time try taking a bigger or smaller handful. How many have you got now? Can you find one more and one less than this number?



Wider curriculum Art & Craft


LO: To be able to use different marks.

You need a piece of paper and a pencil. You might like to use coloured pencils or felt tips too.

On your paper, create a large swirling scribble like the example. Next, fill each shape you have created with a different type of mark making. You could try these and then create some of your own:



Using different colours will make your scribble art even more stunning!



Thursday 4/6/20

Phonics: Focus sound - x

Tricky words: he, she

To begin our phonics activities have a go at this flashcard activity on YouTube. Try to say the sounds as they come onto the screen!

<https://www.youtube.com/watch?v=0mbqFcOGMw4>

Today's focus sound is x. Can you write the words to match the pictures?



If you have access to the internet, play this game to help you practise reading words beginning with x.

<https://new.phonicsplay.co.uk/resources/phase/3/dragons-den> (the username and password are included at the top of this newsletter in the phonics section). Choose phase 3 and the x sound.

Practise reading the tricky words he and she with your grown up.

Can you read this silly sentence?

Can a fox be in a box?

<p>English</p> <p>LO: To label a character in a story.</p> <p>Today we would like you to get creative!</p> <p>Can you design and make your very own mermaid or merman? Think about what they will look like and what they might wear. Use whatever resources you have at home to make your character.</p> <p>Once you have finished make some labels for your mermaid/merman. Can you label their hair, arms, tail and teeth? Can you add any of your own labels?</p>	<p>Maths</p> <p>LO: To add single digits.</p> <p>Today, we are going to do some addition by playing Hungry Hands! But you are going to need to go on a hunt for some things to help us first!</p> <p>Can you find 10 of the same item and put them in a pile? For example 10 (hopefully not smelly!) socks. Can you find another set of 10 different objects (maybe pencils) and put them in a separate pile?</p> <p>Like yesterday, you have got hungry hands and they need to grab some items from each pile. Now, count how many you have grabbed - how many socks and how many pencils? Write down your number sentence and work out your answer by counting on. Keep going until your hungry hands are full! (e.g. if your hungry hands grabbed 5 socks and 3 pencils your sentence would look like this: $5 + 3 = 8$).</p>
<p>Wider curriculum- Art & Design</p> <p>Paint or draw a picture of a mermaid/merman. In the garden use different materials to make a beach for the mermaid.</p>	


Friday 5/6/20

<p>Phonics: Focus sound - y Tricky words: he, she</p> <p>To begin our phonics activities have a go at this flashcard activity on YouTube. Try to say the sounds as they come onto the screen! https://www.youtube.com/watch?v=0mbqFcOGMw4</p> <p>Today's focus sound is y. Play this game to help you practise recognising this sound. Choose set 7. https://www.ictgames.com/phonicsPop/index.html</p> <p>If you have access to the internet, play this game to help you practise reading words beginning with y. https://new.phonicsplay.co.uk/resources/phase/2/buried-treasure (the username and password are included at the top of this newsletter in the phonics section). Choose phase 3 and the y sound.</p> <p>If you can't access the internet have a go at practising writing the y sound.</p> <p>Practise reading the tricky words he and she with your grown up.</p>	
<p>English</p> <p>LO: To write labels.</p> <p>This week we have been writing labels for different things. Today we would like you to have a go at labelling different things in your bedroom!</p> <p>You will need a pencil or pen and some bits of paper or card. How many things can you label?</p> <p>Remember to use your phonics to sound out each word to help you spell it!</p>	<p>Maths</p> <p>LO: To subtract single digits.</p> <p>You have been doing a great job with your number work this week. We are going to work on subtraction today by playing Tin Can Alley.</p> <p>You will need:</p> <ul style="list-style-type: none"> 9 toilet/kitchen roll tubes or washed empty tin cans, or plastic bottles. A light ball or rolled up pair of socks.

Set up the tin cans/tubes/bottles in a triangle formation. Throw your ball at the target and see how many you can knock down! How many are still standing?

Write down or say your number sentence aloud i.e. $9 - 4 = 5$. Have another go and see if you can knock any more down. Again say your number sentence i.e. $5 - 3 = 2$.

Have fun!



Wider curriculum

Music

LO: to make an instrument to take part in a performance.

Use an empty plastic bottle, look for what you could put in it (pasta, rice, stones) to make a shaker to use with the assembly singalong next week.

PSE:

'If at first you don't succeed, try, try again' - is a famous phrase about working hard to learn to do something new.

The mermaid in our story was very determined because she had to learn to walk on her hands. Can you think of something you found tricky and you had to try really hard to succeed? Can you draw a picture of you doing what you worked hard to do?

Perhaps you can now swim underwater. Maybe you learned to ride your bike without stabilisers. Perhaps you can now tie your shoelaces...

Additional activities to access throughout the week:


	<p>Word of the week: donate Definition: (verb) If you donate something to a charity or other organisation, you give it to them. Can you say it in a sentence?</p>
	<p>PE: Take part in the daily Joe Wicks workouts. These are found on his YouTube channel here: https://www.youtube.com/user/thebodycoach1</p>
	<p>Virtual tours: Springwatch live wildlife cam (online until 12th June) https://www.bbc.co.uk/events/e5pd2m/live/cxgrbp Feeding station https://www.wildlifekate-alfrescowild.co.uk/feedingstation How many garden birds can you spot? There is a list to show you what birds you are likely to see. Have you seen any of these birds in your garden or locality? Other webcams around the country that you might like: https://www.bbc.co.uk/programmes/articles/TFSwJrnypTXs77c5gvPtrM/watch-wildlife-webcams-around-the-country</p>
	<p>Assembly: Watch the Wellbeing Assembly from Oak National Academy https://youtu.be/IR4hIxUZXMU OAK NATIONAL ACADEMY Assembly Managing Feelings and Behaviour Activity: Talk about how the mermaid felt in the story. Was she happy, sad, angry? Why? Discuss any times you felt these feelings and why.</p>



Listen to Storytime:

'Winnie at the Seaside' by Valerie Thomas and Korky Paul.
<https://www.youtube.com/watch?v=i2NwWipGGMA>

Outdoor Learning: choose some or all of these activities throughout the week.

<p style="text-align: center;">Kite Making</p> <p>Using some string and a carrier bag, see if you can make a kite.</p> <p>Think of other materials you could use to make one.</p> <p>CHALLENGE- Which kite worked the best? Why do you think this is?</p>	<p style="text-align: center;">Noughts and Crosses</p> <p>Find some sticks and stones and have a game of noughts and crosses.</p> <p>What other games could you make?</p>
<p style="text-align: center;">Stone Towers</p> <p>Collect some stones from the garden.</p> <p>How tall can you build your tower?</p> <p>CHALLENGE- Can you find different ways of making 10 or 20. Use your number bonds. For example 1 tower of 5 and another tower of 5, makes 10.</p>	<p style="text-align: center;">Minibeast Hunt</p> <p>Explore your outdoor area, what bugs and insects can you find?</p> <p>Write a list of all that you find.</p> <p>CHALLENGE- Thinking about all the minibeasts you have found, work out how many legs each minibeast has. How many are there in total?</p>
<p style="text-align: center;">Collages</p> <p>Go round your garden and collect different materials.</p> <p>What pictures can you make using the materials you have collected from your garden? You could stick your materials onto a piece of paper when making your picture.</p> <p>CHALLENGE- Write a sentence about the picture you have made.</p> <div style="display: flex; align-items: center;"><div style="margin-right: 20px;"><p>À</p><p>À</p><p>À</p><p>À</p><p>À</p><p>À</p><p>À</p><p>À</p><p>À</p><p>À</p></div><div></div></div>	