








**Please complete the following with your child(ren):**

- **Daily reading/phonics or spellings.**
- **Daily Maths Whizz.**
- **One indoor activity each day.**
- **One outdoor activity each day.**

<p style="text-align: center;"><u>Flood barrier</u></p> <p>Make a flood barrier that will stop a cube getting wet! You will need: A tray A paper cube Something that will prevent the paper getting soaked – cotton wool, playdough, plastic bottle caps etc. Pour the water in the tray and test it!</p> 	<p style="text-align: center;"><u>Learning something new</u></p> <p>Let's learn braille and BSL. Create your own messages in braille for someone in your family. Learn some key BSL signs by watching School of Sign Language on YouTube.</p> 	<p style="text-align: center;"><u>Learn to build</u></p> <p>Create your own school on <b>MINECRAFT</b></p> <p>What would you add to it to upgrade it? A swimming pool? A farm? A theatre?</p> <p>Don't forget to add the pupils and teachers.</p>
<p style="text-align: center;"><u>Spaghetti Bridge</u></p> <p>Can you build a spaghetti bridge that is strong enough to hold a bag of sugar?</p> 	<p style="text-align: center;"><u>Word Art</u></p> <p>Go to <a href="https://wordart.com">https://wordart.com</a> and create a word art picture filled with compliments for someone that means a lot to you.</p> 	<p style="text-align: center;"><u>Let's Get Cooking</u></p> <p>Show off your cooking skills by creating a food tutorial video – Joe Wicks style! Use your camera / iMovie app to share your recipe with others or create your own recipe book.</p> 
<p style="text-align: center;"><u>The Teapot Challenge</u></p> <p>Author and musician Tom Fletcher has set the #TeapotChallenge using a tennis ball. Give it a go!</p> <p><a href="https://twitter.com/TomFletcher/status/1247591569848401921">https://twitter.com/TomFletcher/status/1247591569848401921</a></p> 	<p style="text-align: center;"><u>Decisions, Decisions...</u></p> <p>In the current book you are reading, choose a decision a character has made and write the reasons 'for' and 'against'.</p> 	<p style="text-align: center;"><u>Words within Words</u></p> <p>How many different words can you make from the letters in this sentence?...</p> <p style="text-align: center;"><b>Keeping my brain busy is fun!</b></p>
<p style="text-align: center;"><u>Countdown</u></p> <p>This game is a simple at home version of the TV favourite and can be played with any number of players. See link <a href="https://youtu.be/RZgkr5_Xn58">https://youtu.be/RZgkr5_Xn58</a></p> <p><b>What you need to play:</b></p> <p>4 'large number' cards with the numbers 25, 50, 75 and 100 on them</p> <p>A set of cards with the digits 1-10 on them, with at least two cards for each number</p> <p><i>Step 2:</i> Do the same with the 1 – 10 cards, making sure you have at least 2 cards for each number.</p> <p><i>Step 3:</i> Players take it in turns to select one of the big number cards or one of the small number cards, until there are 6 cards laid out all together.</p> <p><i>Step 4:</i> Someone who is playing the game needs to generate a 3-digit number. This can be by throwing a dice, or selecting cards from a pile of 0 to 9 cards.</p> <p><i>Step 5:</i> Once the number has been generated, turn over the six cards and players have to try and get to that total using any of the six number cards and any of the four operations.</p> <p>Each card can only be used once and the winner is the first person to reach the total, or the player who is closest after a set length of time.</p> <p>The game can be adapted for younger children, by choosing the numbers on the cards carefully and having them aiming to reach a 2-digit number, rather than a 3-digit number.</p>		