



Nursery Distance Learning - Week 10

Monday

Phonics:

1. Recap over previously learned sounds:

s, a, t, p, i, n, m, d, g, o, c, k, ck, e, u, r, h, b, f, ff, l, ll, ss, j, v, w, y, z, zz, qu, s
h, ch, th, ng, ee, igh, oa, oo and or. Remember to do the actions
too. (use the flash cards or follow the instructions below to access
the interactive way to recap over sounds)

<https://new.phonicsplay.co.uk>

Log in: username - march 20

Password - home

Click on 'resources' and then 'phase 2'

Scroll down to 'flash cards speed trial'

Click on 'pick individual grapheme' and select set 1-10 (excluding all
except 'ur')

Click on the 'correct' button every time your child remembers and pronounces
the sound correctly.

2. Introduce new sound 'or' by using the printed flash card or by
writing down the sound. 'or' for born. For this sound, can you
rock your arms together as if you were rocking a new born
baby.

Watch the following link: <https://www.youtube.com/watch?v=0TKWxjU0UgQ>

3. Practice saying the sound a few times by showing your child
the flashcard or the sound written down. Can you work
together to think of other 'or' sounds? I.e. fork - draw a
fork. Sound out and write the words together.

4. Practice writing the 'or' sound on a piece of paper? Remember
to use the correct letter formation and try your best!

5. Spread the phonics flashcards over the floor or write the
sounds out on a paper. Say a sound and ask your child to find
the sound by either picking it up or crossing out the sound
once they have found it.



Tuesday

Phonics:

1. Recap over previously learned sounds and include the new sound 'or'. You can either recap by flicking through the flashcards or by playing the interactive game from Monday, this time including the new sound 'ar'.

Try and focus on recapping the sounds 'qu', 'ch', 'sh', 'th', 'ng', 'ai', 'ee', 'igh', 'oa', 'oo' and 'ar' and 'or' as these can be hard to remember.

2. Can you complete the activities on the following pages?

Put a circle around the things that have 'or' in them.




torch



corn



fork



thorn



coins

Can you find 'or'?

Circle all the 'or' sounds you can see.

or

ar

oi

ur

ar

or

or

or

ur

oe

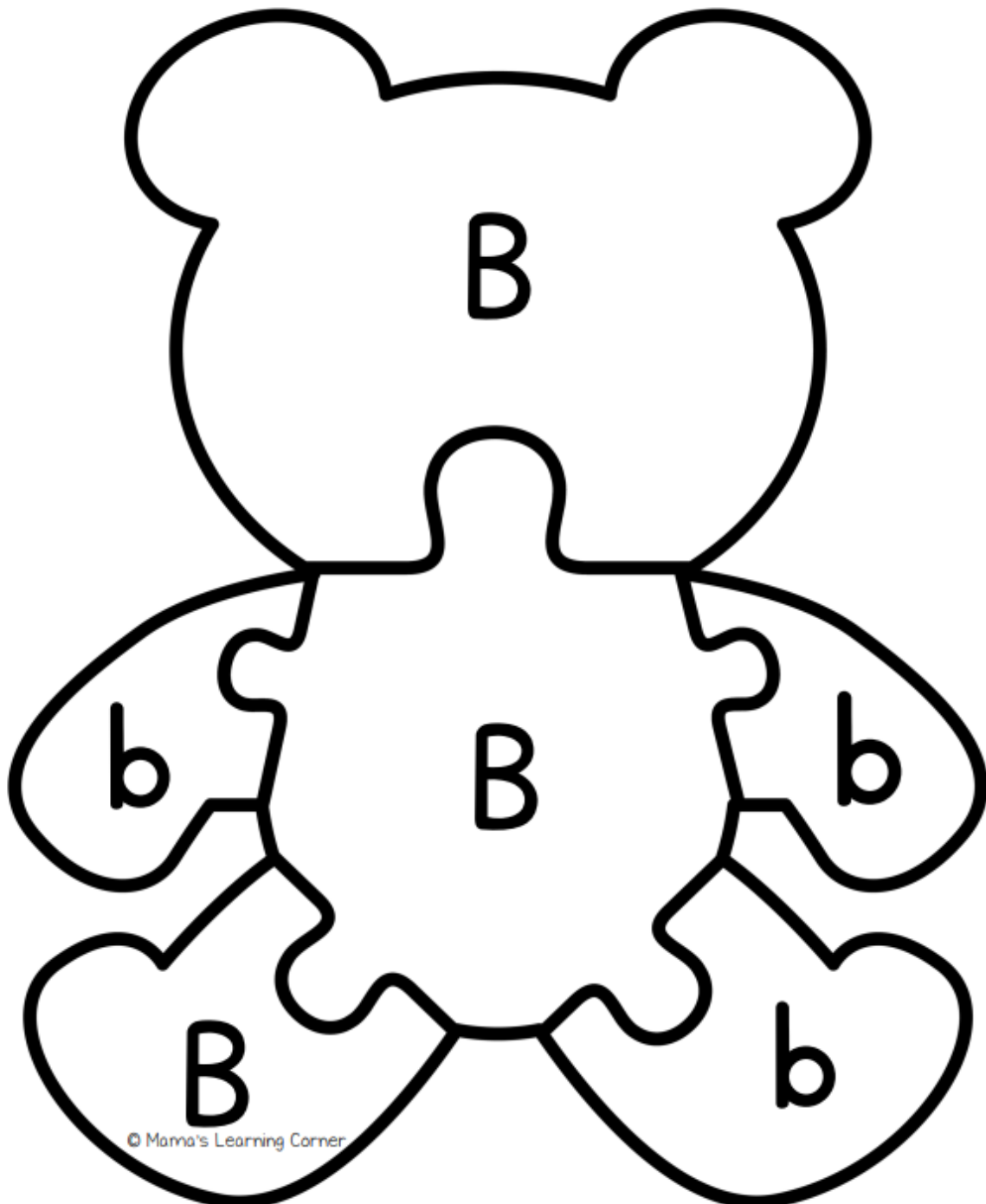




After printing, have your child color the teddy bear if he'd like.

Then cut the bear into puzzle pieces.

Put the bear puzzle together over and over while naming all of the items you can think of that start with the /b/ sound.





Wednesday

Phonics:

1. Recap over previously learned sounds and include the new sound 'or'. You can either recap by flicking through the flashcards or by playing the interactive game from Monday, this time including the new sound 'or'.

Try and focus on recapping the sounds 'qu', 'ch', 'sh', 'th', 'ng', 'ai', 'ee', 'igh', 'oa' and 'or' as these can be hard to remember.

2. Con Friday you will be having a teddy bear picnic, can you write some invitations to invite your teddy bears and friends? Use the template on the following page. You could make your own invitation if you like too.



Teddy Bears' Picnic

You and your favourite teddy bear
are invited to our teddy bears' picnic!

Please let us know if you can come.

To: _____

Place: _____

Date: _____ Time: _____

From: _____

Teddy Bears' Picnic

You and your favourite teddy bear
are invited to our teddy bears' picnic!

Please let us know if you can come.

To: _____

Place: _____

Date: _____ Time: _____

From: _____



Thursday

Phonics:

1. Recap over previously learned sounds and include the new sound 'or'. You can either recap by flicking through the flashcards or by playing the interactive game from Monday, this time including the new sound 'or'.

Try and focus on recapping the sounds 'qu', 'ch', 'sh', 'th', 'ng', 'ai', 'ee', 'igh', 'oa' and 'or' as these can be hard to remember.

2. Can you work with your child to segment and write out the following words. Use the sound mat to help identify the sounds and write them out to form the words.

for, fork, sort, born, worn, torn, hard, park, cook and boot

3. Can you use the template on the following page to make your own menu for your Teddy Bear Picnic tomorrow? What will you be eating at your picnic? Try your best to use your phonic knowledge to write out your sounds. Use the letter mat to help you with your sounds.



Teddy Bear's Picnic Menu

Teddy Bear is celebrating a special day.

Design a menu for the picnic that he has organised with his friends. His favourite food is honey. See how many different sorts of food with honey in you can think of.

Starter

Main Course
























Dessert

Drinks

























Phase 2 Sound Mat

s 	a 	t 	p 	i 	n 	m 	d 
g 	o 	c 	k 	ck 	e 	u 	r 
h 	b 	f 	ff 	l 	ll 	ss 	

Phase 3 Sound Mat

j 	v 	w 	x 	y 	z 	zz 	qu 
ch 	sh 	th 	ng 	ai 	ee 	igh 	oa 
oo 	oo 	ar 	or 				



Friday Phonics:

1. Recap over previously learned sounds and include the new sound 'or'. You can either recap by flicking through the flashcards or by playing the interactive game from Monday, this time including the new sound 'or'.

Try and focus on recapping the sounds 'qu', 'ch', 'sh', 'th', 'ng', 'ai', 'ee', 'igh', 'oa' and 'or' as these can be hard to remember.

2. Play the Yes/No game, get your child to use thumbs up and thumbs down to show whether the answer is yes or no.

Is a fork sharp?
Will a fish forget things?
Will a fort be big?
Is a boot short?
Is a tail for wagging?
Can a coat get torn on a thorn?
Is a torch bright? Is corn red?
Do bees buzz in the morning?

3. Have a go at playing 'Reading Robot' on phonics play (found under phase 2 resources). Select 'phase 2'. If you would like to super stretch yourself, you can try 'phase 3'.

