



## Maths - Week 12

### Monday

- 1. Recap over previously learned numbers from 1-20.**  
You can print out your own number flashcards (available in the nursery folder) and flick through these quickly. Mix up the order of the numbers.
- 2. Count to 40 every day.**  
Can you stretch yourself and count to 50? Can you super-stretch yourself and count to 100? Remember to use your hands to help you just like we practise in nursery.
- 3. Summer I spy.** Can you complete the summer sheets on the following pages?



# Summer I Spy and Count Checklist

Count the number of each type of summer item and write the numeral in the box.

boy on bike



sun



ice cream



sandcastle



lolly



drink



children on inflatable



flip-flops



sunglasses



beach balls





# Summer I Spy and Count to 20





## Tuesday

1. Recap over previously learned numbers from 1 to 20.
2. Count to 40 every day. can you stretch yourself and count to 50? Can you super-stretch yourself and count to 100? Remember to use your hands to help you just like we practise in nursery.
3. **Coin sorting.** Make a grid on the carpet/floor using masking tape or painters tape. Give your child 4 kinds of different coins (1p, 2p, 5p and 10p, the more of these coins, the better). Name each coin and look at them carefully. Put one of each coin inside the grid boxes and ask your child to carefully sort out the rest of them. At the end of the activity you could count each of the different coins (e.g. there are 12 5p coins).



4. **Roll and colour.** Have a go at the number activity on the following




# Roll and Colour

## Instructions:

1. Roll the dice.
2. Add the numbers together.
3. Colour the answer!

## Two player:


Each player chooses a colour. The winner is the one with the most pictures in their colour at the end.





### Wednesday

1. Recap over previously learned numbers from 1 to 20.
2. Count to 40 every day. can you stretch yourself and count to 50? Can you super-stretch yourself and count to 100? Remember to use your hands to help you just like we practise in nursery.
3. Colour by number. Have a go at the colour by number activity sheets on the following page.

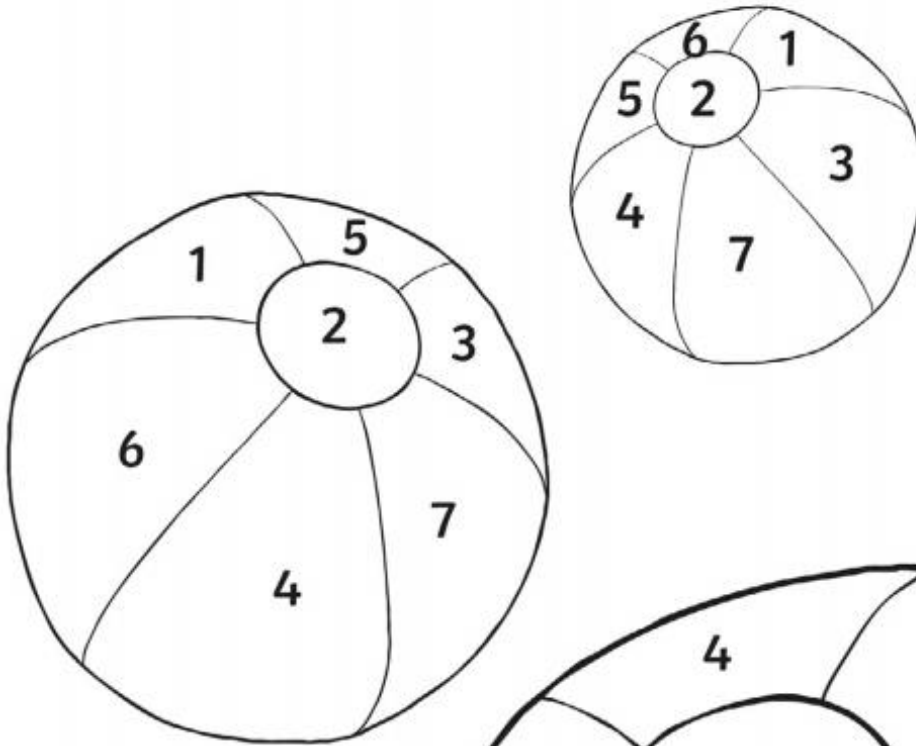


- 1 = red
- 2 = orange
- 3 = yellow
- 4 = green
- 5 = blue
- 6 = purple
- 7 = pink

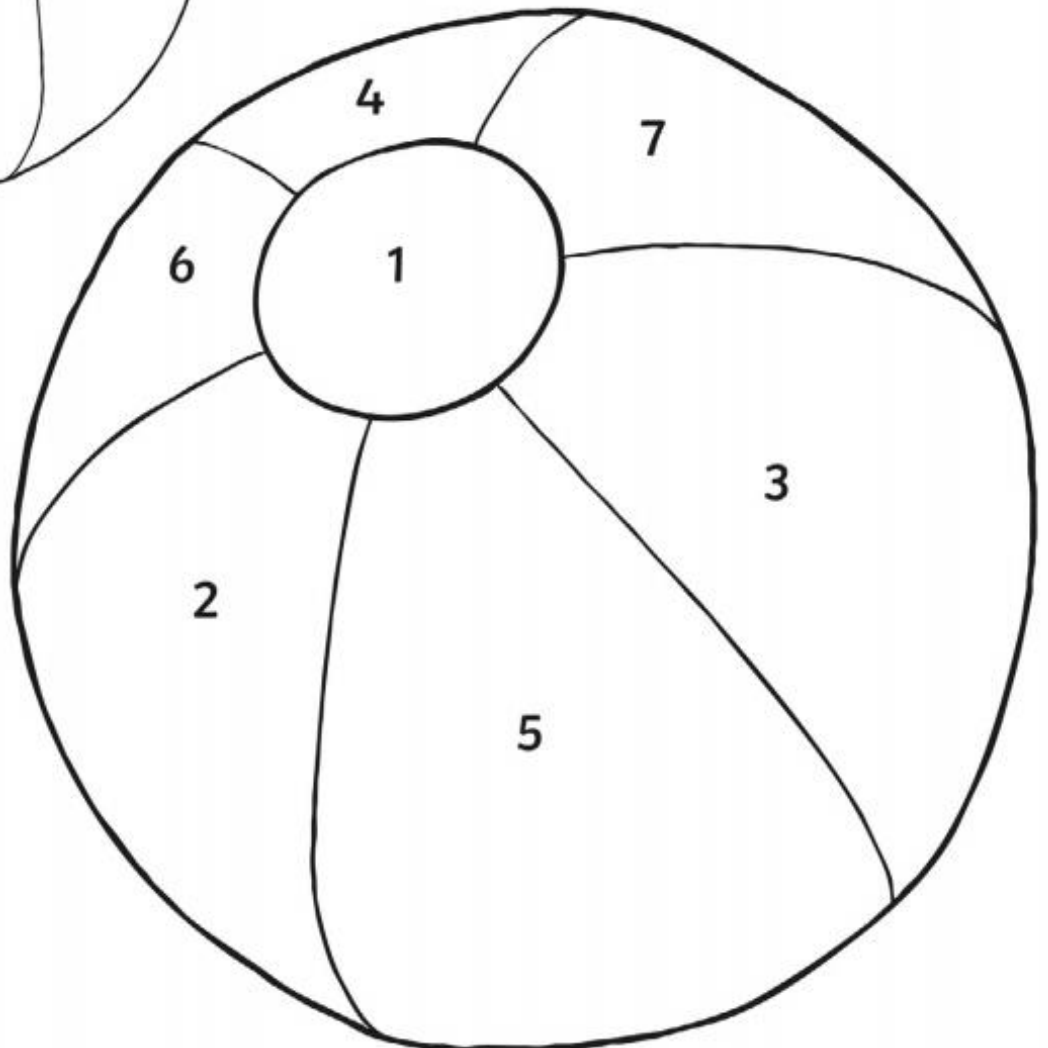


# Summer Colour by Number

Match the colour to the numbers.



- 1 = red
- 2 = orange
- 3 = yellow
- 4 = green
- 5 = blue
- 6 = purple
- 7 = pink





## Thursday

1. Recap over previously learned numbers from 1 to 20. Count to 40 every day. Can you stretch yourself and count to 50? Can you super-stretch yourself and count to 100? Remember to use your hands to help you just like we practise in nursery.
3. **Toy Shop Money Game.** Have a go at playing the game on the link below, play with 1p coins.

<https://www.topmarks.co.uk/money/toy-shop-money>

# Toy Shop Money Game



One Coin      Mixed Coins

Pay the correct amount using one type of coin

1p (Up to 10p)	20p (Up to £2)
2p (Up to 20p)	50p (Up to £5)
5p (Up to 50p)	£1 (Up to £10)
10p (Up to £1)	£2 (Up to £20)



Choose:   

