



Week 12

Monday

Phonics:

1. Recap over previously learned sounds:

s, a, t, p, i, n, m, d, g, o, c, k, ck, e, u, r, h, b, f, ff, l, ll, ss, j, v, w, y, z, zz, qu, s
h, ch, th, ng, ee, igh, oa, oo, or and ur. Remember to do the
actions too. (use the flash cards or follow the instructions below
to access the interactive way to recap over sounds)

<https://new.phonicsplay.co.uk>

Log in: username - march 20

Password - home

Click on 'resources' and then 'phase 2'

Scroll down to 'flash cards time challenge'

Click on 'pick individual grapheme' and select set 1-10

Click on the 'correct' button every time your child remembers and pronounces
the sound correctly.

2. My favourite memories this year - can you complete the sheet on the
following page?

Remember to keep practicing your phonics over the summer holidays and
using Phonics Play so you can be ready for reception. 😊




My Favourite Memories from This Year!



My friends:

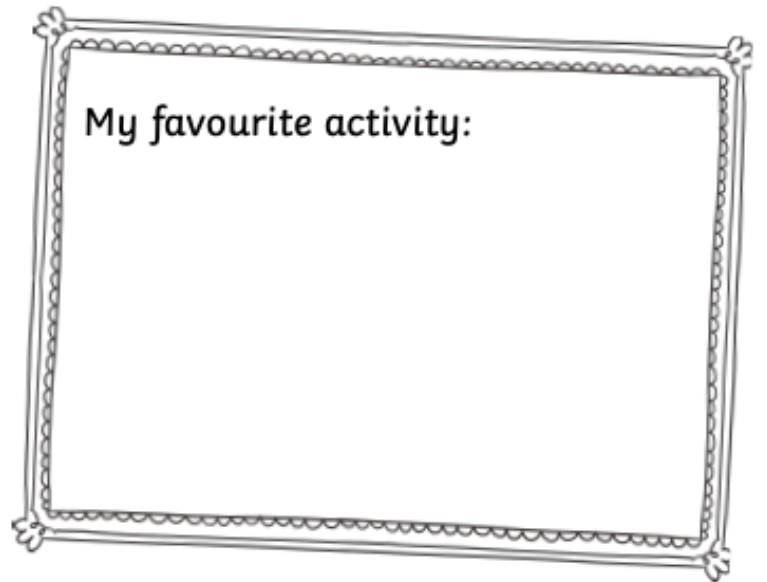
My favourite moment:



Memories I will treasure:



My favourite activity:



What I love the most about this year: _____



Tuesday

Phonics:

1. Recap over previously learned sounds:

s, a, t, p, i, n, m, d, g, o, c, k, ck, e, u, r, h, b, f, ff, l, ll, ss, j, v, w, y, z, zz, qu, s, h, ch, th, ng, ee, igh, oa, oo, or and ur. Remember to do the actions too. (use the flash cards or follow the instructions below to access the interactive way to recap over sounds)

<https://new.phonicsplay.co.uk>

Log in: username - march 20

Password - home

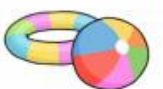
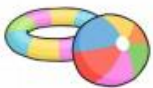
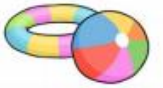
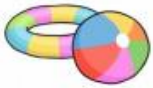

Click on 'resources' and then 'phase 2'

Scroll down to 'flash cards time challenge'

Click on 'pick individual grapheme' and select set 1-10

Click on the 'correct' button every time your child remembers and pronounces the sound correctly.

- #### 2. Draw a picture of somewhere that you would like to spend a holiday. Use your imagination...It can be anywhere, real or imaginary. Use the writing frame on the following page.





Wednesday

Phonics:

3. Recap over previously learned sounds:

s, a, t, p, i, n, m, d, g, o, c, k, ck, e, u, r, h, b, f, ff, l, ll, ss, j, v, w, y, z, zz, qu, s, h, ch, th, ng, ee, igh, oa, oo, or and ur. Remember to do the actions too. (use the flash cards or follow the instructions below to access the interactive way to recap over sounds)

<https://new.phonicsplay.co.uk>

Log in: username - march 20

Password - home

Click on 'resources' and then 'phase 2'

Scroll down to 'flash cards time challenge'

Click on 'pick individual grapheme' and select set 1-10

Click on the 'correct' button every time your child remembers and pronounces the sound correctly.

4. Have a go at playing one of the phonic games below.



s,a,t,p,i,n Read and Race

Start

at

sip

sat

pat

pip

nap

tan

an

a

sit

in

nip

tap

sap

tin

pit

pan

tip

pip

sat

pin

nip

nap

Finish

s

p

i

a

t

Instructions

1. Roll the dice.
2. Sound out to blend the word you land on.
3. Who will finish first?



ck,e,u,r,h,b Read and Race

Start

kick

sock

sack

pick

pack

get

ten

pen

net

men

neck

mum

run

cup

sun

rat

rug

had

him

hop

back

big

bus

Finish

ck

r

h

e

u

Instructions

1. Roll the dice.
2. Sound out to blend the word you land on.
3. Who will finish first?



f,ff,l,ll,ss Read and Race

Start

of

if

fit

fun

huff

fan

off

leg

lap

lot

bell

doll

tell

sell

dull

hiss

mess

boss

pass

kiss

laptop

fusspot

Finish

f

ff

l

ll

Instructions

1. Roll the dice.
2. Sound out to blend the word you land on.
3. Who will finish first?



j,v,w,x,y,z,zz Read and Race

Start

jam

jet

jog

van

vet

will

win

wag

web

wax

mix

box

fix

six

yap

yes

yell

zip

buzz

fizz

velvet

zigzag

cobweb

Finish

Instructions

1. Roll the dice.
2. Sound out to blend the word you land on.
3. Who will finish first?



m,d,g,o,c,k Read and Race

Start

am

man

mat

map

dad

and

sad

dip

did

tag

gap

pig

dig

got

on

not

pot

top

dog

pop

can

cap

kid

Finish

m

o

c

d

g

Instructions

1. Roll the dice.
2. Sound out to blend the word you land on.
3. Who will finish first?



qu, ch, sh, th, ng Read and Race

Start

qu

this

quiz

shock

with

thick

quit

fish

path

quick

shell

th

song

quack

shop

wing

liquid

shed

ng

rung

chop

ship

Finish

chin

rich

check

much

Instructions

1. Roll the dice.
2. Sound out to blend the word you land on.
3. Who will finish first?



Wednesday

Phonics:

1. Recap over previously learned sounds:

s, a, t, p, i, n, m, d, g, o, c, k, ck, e, u, r, h, b, f, ff, l, ll, ss, j, v, w, y, z, zz, qu, s
h, ch, th, ng, ee, igh, oa, oo, or and ur. Remember to do the actions too. (use the flash cards or follow the instructions below to access the interactive way to recap over sounds)

<https://new.phonicsplay.co.uk>

Log in: username - march 20

Password - home

Click on 'resources' and then 'phase 2'

Scroll down to 'flash cards time challenge'

Click on 'pick individual grapheme' and select set 1-10

Click on the 'correct' button every time your child remembers and pronounces the sound correctly.

2. Can you use your imagination and pretend you're going on holiday? Where would you go on holiday and what would you need to take with you? Draw a picture of all the things you would need to take with you on holiday in the suitcase below. I will be very impressed if you use your sounds to label the pictures.



Empty Suitcase Activity

