



Nursery Phonics - Week 2

Monday

Phonics:

1. Recap over previously learned sounds from 's' to 'ng'.

You can use phonics flashcards (available in the nursery folder). Encourage your child to do the actions that they've been learning for each sound too.

You can also/either click on the link below to try a **new** interactive way of recapping the sounds.

<https://new.phonicsplay.co.uk>

Log in: username - march 20

Password - home

Click on 'resources' and then 'phase 2'

Scroll down to 'flash cards time trial'

Click on 'pick individual grapheme' and select set 1-8

Click on the 'correct' button every time your child remembers and pronounces the sound correctly.

2. Introduce new sound 'nk' by using the printed flash card or by writing down the sound.

'nk' for wink. For this sound, can you wink with one eye and say the sound as you are doing so.

Watch the following link: <https://www.youtube.com/watch?v=jcqoKvRqKd0>

3. Practice saying the sound a few times by showing your child the flashcard or the sound written down. Can they think of any words that have the 'nk' sound? I.e. sink - draw a sink and sound out and write the words together. Do this for 2 more.

4. Complete the 'I spy' activity on the following page.



I Spy with My Little Eye



Have a look at the pictures above, can you find something starting with 'e', 'u', 'r', 'h', 'b', 'f' and 'l'?



Tuesday

Phonics:

1. Recap over previously learned sounds and include the new sound 'ng'. You can either recap by flicking through the flashcards or by playing the interactive game from Monday.
2. Ask your child to remember some words that have the sound 'ng' from them. Draw a picture of these words and sound out and write the words out together.
Try and focus on recapping the sounds 'qu', 'ch', 'sh', 'th' and 'ng' as these can be hard to remember.
3. Work on the activities on the next pages.



Put a circle around the things that end with the sound **nk**.



pink



skunk




swing



think



ink



wing



I Spy with My Little Eye



Have a look at the pictures above, can you find something starting with 'j', 'v', 'w', 'y' and 'z'?



Wednesday

Phonics:


1. Recap over previously learned sounds and include the new sound 'nk'. You can either recap by flicking through the flashcards or by playing the interactive game from Monday.

2. Ask your child what the new sound was that they learned this week?

Try and focus on recapping the sounds 'qu', 'ch', 'sh', 'th', 'ng' and 'nk' as these can be hard to remember.

3. Complete the following activities.

Trace the sound.





I Spy with My Little Eye




Have a look at the pictures above, can you find something starting with 'j', 'v', 'w', 'y' and 'z'?



Thursday

Phonics:

1. Recap over previously learned sounds and include the new sound 'ng'. You can either recap by flicking through the flashcards or by playing the interactive game from Monday. Remember to do the actions.
2. Ask your child what the sound was that they learned this week. **Try and focus on recapping the sounds 'qu', 'ch', 'sh', 'th' and 'ng' as these can be hard to remember.**
3. Spread the phonics flashcards over the floor or write the sounds out on a paper. Say a sound and ask your child to find the sound by either picking it up or crossing out the sound once they have found it.
4. Can you practise writing your name outside on the ground? Use water and a paintbrush to write out your name. You could also use chalk and make it colourful.





Friday Phonics:

1. Recap over previously learned sounds and include the new sound 'ng'. You can either recap by flicking through the flashcards or by playing the interactive game from Monday. Remember to do the actions.

Focus on recapping the sounds 'qu', 'ch', 'sh', 'th' and 'ng' as these can be hard to remember.

2. encourage your child to write their name across A4 or A3 paper, trace over the letters with finger paints.

