



## Nursery Distance Learning - Week 3

### Monday

### Phonics:

1. Recap over previously learned sounds:  
s, a, t, p, i, n, m, d, g, o, c, k, ck, e, u, r, h, b, f, ff, l, ll, ss, j, v, w, y, z, qu, sh, ch, th and ng. Remember to do the actions too. (The next set of printable flashcards are now available in the nursery folder - week 1).

Follow the instructions below to access the interactive way to recap over sounds.

<https://new.phonicsplay.co.uk>

Log in: username - march 20

Password - home

Click on 'resources' and then 'phase 2'

Scroll down to 'flash cards speed trial'

Click on 'pick individual grapheme' and select set 1-8

Click on the 'correct' button every time your child remembers and pronounces the sound correctly.

2. Introduce new sound 'ai' by using the printed flash card or by writing down the sound.

'ai' for rain. For this sound, can you move your hands to make the action of rain falling down.

Watch the following link: <https://www.youtube.com/watch?v=JDzpV3jFefs>

3. Practice saying the sound a few times by showing your child the flashcard or the sound written down. Can they think of any words that have the 'ai' sound? Draw and write the word I.e. rain - draw raindrops and work together to spell 'rain'. Do this for 2 more.

4. Write down the following words: wait, hail, pain, aim, sail, main, tail, rain, bait. Can you underline the 'ai' sound? Can you sound out the words together? What do the words mean?



# Tuesday

## Phonics:

1. Recap over previously learned sounds and include the new sound 'ai'. You can either recap by flicking through the flashcards or by playing the interactive game from Monday.
2. Ask your child to remember some words that have the sound 'ai' in them. Draw a picture of these words and sound out and write the words out together.  
**Try and focus on recapping the sounds 'qu', 'ch', 'sh', 'th', 'ng' and 'ai' as these can be hard to remember.**
3. Work on the activities on the next pages.



Can you find **ai**?

Circle all the **ai** sounds you can see.


oa ai oa ai  
ai oo th ai oo th  
ai ai ck ai ai ck  
ai ow ai ow

oa ai oa ai  
ai oo th ai oo th  
ai ai ck ai ai ck  
ai ow ai ow



# Initial Sounds


Circle the letter that the word begins with. The first one has been done for you.


**b**  ~~**c**~~

**d**  **b**

**t**  **f**

**l**  **c**

**p**  **d**

**n**  **m**

**b**  **e**

**m**  **w**

**r**  **k**

**b**  **e**

**j**  **f**

**w**  **z**



## Wednesday Phonics:

1. Recap over previously learned sounds and include the new sound 'ai'. You can either recap by flicking through the flashcards or by playing the interactive game from Monday.
2. Ask your child what the new sound was that they learned this week?

**Try and focus on recapping the sounds 'qu', 'ch', 'sh', 'th', 'ng' and 'ai' as these can be hard to remember.**

3. Write out the alphabet or use flashcards a-z, can you sing the alphabet song and point to the corresponding letter as you go along?
4. Go on a letter scavenger hunt. Use the phonics flashcards a-z, can you find objects that start with each of the letters? If you can't find objects, maybe you could find pictures.





# Thursday

## Phonics:

1. Recap over previously learned sounds and include the new sound 'ai'. You can either recap by flicking through the flashcards or by playing the interactive game from Monday. Remember to do the actions.
2. Ask your child what the sound was that they learned this week. **Try and focus on recapping the sounds 'qu', 'ch', 'sh', 'th', 'ng' and 'ai' as these can be hard to remember.**
3. Spread the phonics flashcards over the floor or write the sounds out on a paper. Say a sound and ask your child to find the sound by either picking it up or crossing out the sound once they have found it.
4. Continue with the letter scavenger hunt from the previous day.





# Friday

## Phonics:

1. Recap over previously learned sounds and include the new sound 'ai'. You can either recap by flicking through the flashcards or by playing the interactive game from Monday. Remember to do the actions.

**Try and focus on recapping the sounds 'qu', 'ch', 'sh', 'th', 'ng' and 'ai' as these can be hard to remember.**

2. Write out the words below (same as Monday). Encourage your child to read the words by segmenting and blending the word together.

wait, hail, pain, aim, sail, main, tail, rain, bait

3. Have a go at playing super smoothie on [www.phonicsplay.co.uk](http://www.phonicsplay.co.uk) , you can find this game under phase 1.

