



Maths - Week 7


Monday

1. **Recap over previously learned numbers from 1-20.**
You can print out your own number flashcards (available in the nursery folder) and flick through these quickly. Mix up the order of the numbers.

2. **Count to 30 every day.**
Can you stretch yourself and count to 40? Can you super-stretch yourself and count to 50? Remember to use your hands to help you just like we practise in nursery.

3. **1:1 counting: matching objects to the numbers**
Use playing cards ace to 10 and set them out on the floor. Start by counting to 10 and touching each playing card (correlating the number to the numeral and encouraging 1:1 correspondence). Use button's or counters or any other small manipulative and count out the correct number of objects for each playing card.

It is okay if your child can count beyond 10. This activity will work on counting using 1:1 correspondence. If your child skips a number, remember to start at the beginning again.





Tuesday

1. Recap over previously learned numbers from 1 to 20.
2. Count to 30 every day. can you stretch yourself and count to 40? Can you super-stretch yourself and count to 50? Remember to use your hands to help you just like we practise in nursery.

3. Sharing

Can you share various objects between two? Watch the video below on sharing.

<https://www.youtube.com/watch?v=WeXTDYS3E-4>

Model sharing to your child: present a plate or basket of items (4 items) and share them out between the both of you.

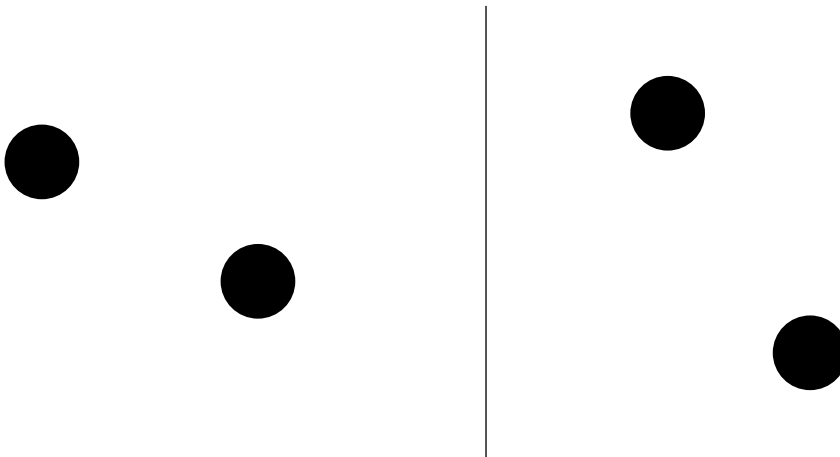
"One for me, one for you, one for me, one for you"

Count how many objects you both have **"I have 2 and you have 2, have I shared it fairly? Do we have the same amount?"**

Do the same again but this time share the objects unequally **"Is it shared fairly now? Why not? Which one has more? Which one has less?"**

Superstretch by encouraging the children to find ways to make the sharing fairer e.g. taking one away from the bigger group and moving it to the smaller group.

Vocabulary: sharing, fair, more than, less than, equal, same, different.






Wednesday

1. Recap over previously learned numbers from 1 to 20.
Count to 30 every day. can you stretch yourself and count to 40? Can you super-stretch yourself and count to 50? Remember to use your hands to help you just like we practise in nursery.
2. Can you complete the work sheet on the following page?



Halving and Sharing


Can you share the caterpillars between the leaves?



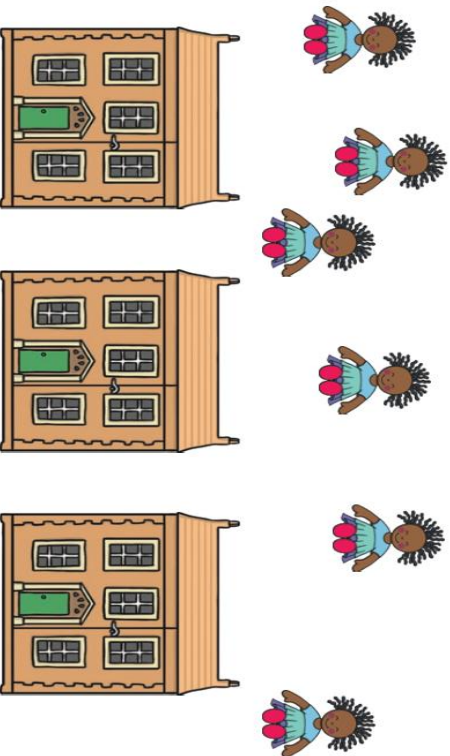
Have the strawberries been shared fairly?



Circle the pizza that is cut in half.



Can you share the dolls between the houses?



yes

no

- 1
- 2
- 3
- 4
- 5
- 6
- 7
- 8
- 9
- 10





Thursday

1. Recap over previously learned numbers from 1 to 20.
2. Count to 30 every day. can you stretch yourself and count to 40? Can you super-stretch yourself and count to 50? Remember to use your hands to help you just like we practise in nursery.

3. Sharing

Following on from Tuesday's activity, discuss sharing and ways things can be shared fairly and why we share things fairly. Model sharing once again as a reminder.

Give your child a basket/plate of objects and ask them to share them out. You could Superstretch them by encouraging them to then share some more objects between 3.

Vocabulary: sharing, fair, more than, less than, equal, same, different.





Friday

1. Recap over previously learned numbers from 1 to 20.

2. **Count to 30 every day.** can you stretch yourself and count to 40? Can you super-stretch yourself and count to 50? Remember to use your hands to help you just like we practise in nursery.

3. Weight


Can you go around your house and find heavy and light objects?

Use the sheet on the following page to draw the heavy objects that you find and the light objects.

Can you write the initial sounds for the words?



Heavy



Light