




Reception Week 10 (29th June 2020)

Week 4	Let's keep fit!	Session 1		Session 2		Session 3	
Mon	Joe Wicks	<p>Phonics/Reading/Writing PHONICS – Follow the lesson below</p> <p>Review and extend</p> <p>Reading and writing</p> <p>Please refer to the document Reception Week 10 Monday Session 1 Write a sentence about each of the farm pictures. Use the boxes at the top to help you.</p>	BREAK	<p>Maths Click on the link – follow the lesson</p> <p>Day 1 Princess Mirror-Belle</p> <p>Challenge!</p> <p>Can you fill in the missing numbers on the 100 square grid?</p> <p>Please refer to the document Reception Week 10 Monday Session 2</p>	LUNCH	<p>Free flow activities/ideas</p>  <p>Can you make a hand shaped cow? Draw around your hand for the legs and the body then add the head, horns, ears and tail!</p>	Free Time



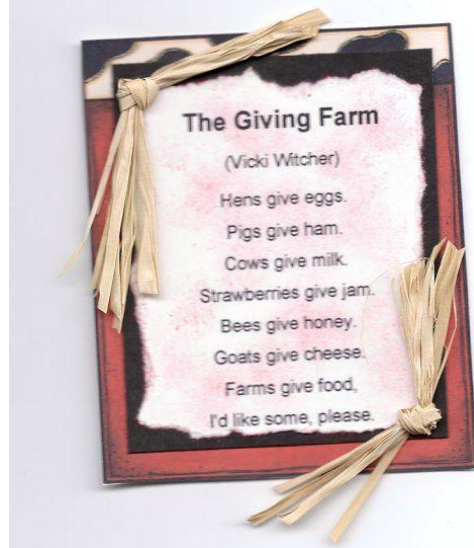
Tues

[Joe Wicks](#)

Phonics/Reading/Writing
PHONICS – Follow the lesson below

Short vowel sounds
Challenge!

Writing



Can you look at the farm poem above and write your own poem which follows the same pattern?

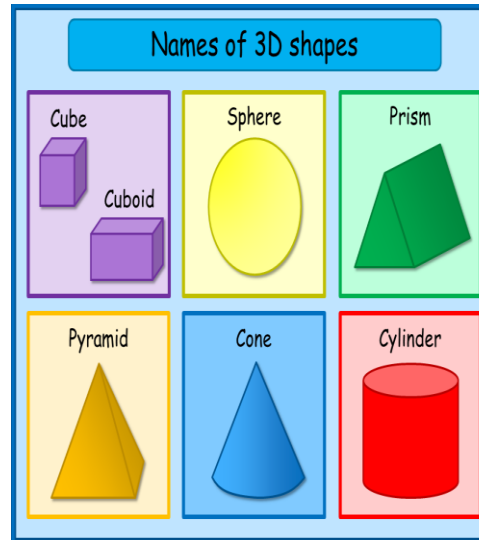
[Listen to Mrs Polewczyk read you a story!](#)

Maths Click on the link – follow the lesson

Day 2 Princess Mirror Belle
Challenge!

Can you name and sort these 3D shapes?

Please refer to the document
 Reception Week 10 Tuesday
 Session 2





Can you make a rocking chicken by folding a paper plate in half and adding wings, feet, a beak, red comb at the top of it's head and the red wattle that dangles from the bottom of it's chin? You could paint and decorate your chicken with feathers.



Weds	<p>Joe Wicks</p>	<p>Phonics/Reading PHONICS – Follow the lesson below</p> <p>Short vowel sounds 2</p> <p>Reading</p> <p>Can you put the full stops in the correct places?</p> <p>Read the sentence and put in full stops.</p>	<p>Maths Click on the link – follow the lesson</p> <p>Day 3 Princess Mirror-Belle</p> <p style="text-align: center;">Challenge! Can you complete the 3D shape chart?</p> <p>Please refer to the document Reception Week 10 Wednesday Session 2</p>	<p>Can you match the farm animal to their young?</p> <p>What does each animal give us? Eg, Sheep give us wool. Please write down your answers.</p> <p>Please refer to the document Reception Week 10 Wednesday Session 3</p>
Thurs	<p>Joe Wicks</p>	<p>Phonics/Reading/Writing PHONICS – Follow the lesson below</p> <p>Sort vowel sounds 3</p> <p>Reading and writing</p> <p>Please could you complete the EYFS Book Review once a week to write a review about a book you have read this week.</p> <p>Please refer to the document Reception Week 10 Thursday Session 1</p> <p>Listen to Mrs Chaudhry read you a story!</p>	<p>Maths Click on the link – follow the lesson</p> <p>Day 4 Princess Mirror-Belle</p> <p style="text-align: center;">Challenge! Learn how to count back from a given number! Click on the link below, then press count back and choose what number you want to count back from.</p> <p>Helicopter Rescue, counting back from a given number</p>	<div data-bbox="1675 646 2027 1125" data-label="Image"> </div> <p>Can you make a paper horse? You could also paint one.</p>



F1	<p>Joe Wicks</p>	<p>Phonics/Reading/Writing PHONICS – Follow the lesson below</p> <p><u>Short vowel sounds 4</u></p> <p style="text-align: center;">Challenge!</p> <p>Can you read the text and answer the questions on bats?</p> <p>Please refer to the document Reception Week 10 Friday Session 1</p>	<p>Maths Click on the link – follow the lesson</p> <p><u>Day 5 Princess Mirror-Belle</u></p> <p style="text-align: center;">Challenge!</p> <p>Can you answer the word problems? Please refer to the document Reception Week 10 Friday Session 2</p>	<div style="display: flex; justify-content: space-around;">   </div> <p>Make an orange and carrot smoothie from the fruit and vegetable you can find on a farm. You could add apples or strawberries to make it even sweeter!</p> <p>Please refer to the document Reception Week 10 Friday Session 3</p>
----	----------------------------------	---	--	---

Additional lessons/resources:

PHONICS LEARNING: In regards to the Phonic Learning we would like children to follow lessons from Letters and Sounds. You can still access PhonicsPlay. Please click on <https://www.phonicsplay.co.uk/> then use the username and password shown to log in. We have focused on Phase 4 which is where most Reception children should be but if your child is finding it difficult click onto the phase 3 resources and go through the flash cards and games for phase 3 during each week.

READING

If you are interested in reading some **free online books** with your child please visit the [Oxford Owl](#) website you will need to enter your own login details for home access.