









































**Reception Week 11 (6th July 2020)**

Week 4	Let's keep fit!	<b>Session 1</b>		<b>Session 2</b>		<b>Session 3</b>	
Mon	<a href="#">Joe Wicks</a>	<p>Phonics/Reading/Writing  <b>PHONICS – Follow the lesson below</b></p> <p><a href="#">Adjacent consonants and short vowel sounds</a></p> <p>Reading and writing</p> <p>Please refer to the document Reception Week 11 Monday Session 1</p> <p>Can you write about what you and your best friend like? Who is your best friend? What do you like to do or eat? What is your favourite colour?</p> <p><b>Challenge!</b>        Can you think of some more questions that you would like to ask your friend?        Write them down and ask them!</p>	<b>BREAK</b>	<p>Maths Click on the link – follow the lesson</p> <p><a href="#">Zog, pattern.</a></p> <p><a href="#">Introduction to symmetry video</a></p> <p><a href="#">Symmetry matching, pattern.</a></p> <p>Press patterns, can you match the symmetrical patterns?</p> <p><b>Challenge!</b></p> <p>Can you complete these symmetrical pattern?</p> <p>Please refer to the document Reception Week 11 Monday Session 2</p>	<b>LUNCH</b>	<p>Free flow activities/ideas</p> <div data-bbox="1458 483 1989 823" data-label="Image"> </div> <p>Can you name the parts of the body?</p> <p>Please refer to the document Reception Week 11 Monday Session 3</p>	<b>Free Time</b>



Tues	<p><a href="#">Joe Wicks</a></p>	<p>Phonics/Reading/Writing  <b>PHONICS</b> – Follow the lesson below</p> <p><a href="#">Adjacent consonants and short vowel sounds</a></p> <p>Writing        Can you read and complete the sentences to tell us why you are an amazing person?</p> <p style="text-align: center;"><b>Challenge!</b>        Be a reporter! Ask an adult 6 of the questions and write down their response.</p> <p>Please refer to the document Reception Week 11 Tuesday Session 1</p> <p><a href="#">Listen to Mrs Miller Henry read you a story</a></p>	<p>Maths Click on the link – follow the lesson</p> <p><a href="#">Zog. addition</a></p> <p>Complete these addition sums to 20</p> <p>Please refer to the document Reception Week 11 Tuesday Session 2</p>	<p>Can you sort objects into living and non-living things? Do living things change as they grow?</p> <div data-bbox="1393 319 2051 820" style="border: 1px solid red; padding: 10px; text-align: center;"> <table style="width: 100%; border-collapse: collapse;"> <thead> <tr> <th style="width: 50%; border-right: 1px solid red; padding: 5px;">LIVING THING</th> <th style="width: 50%; padding: 5px;">NONLIVING THING</th> </tr> </thead> <tbody> <tr> <td style="border-right: 1px solid red; padding: 5px;"></td> <td style="padding: 5px;"></td> </tr> <tr> <td style="border-right: 1px solid red; padding: 5px;"></td> <td style="padding: 5px;"></td> </tr> <tr> <td style="border-right: 1px solid red; padding: 5px;"></td> <td style="padding: 5px;"></td> </tr> <tr> <td style="border-right: 1px solid red; padding: 5px;"></td> <td style="padding: 5px;"></td> </tr> <tr> <td style="border-right: 1px solid red; padding: 5px;"></td> <td style="padding: 5px;"></td> </tr> <tr> <td style="border-right: 1px solid red; padding: 5px;"></td> <td style="padding: 5px;"></td> </tr> <tr> <td style="border-right: 1px solid red; padding: 5px;"></td> <td style="padding: 5px;"></td> </tr> <tr> <td style="border-right: 1px solid red; padding: 5px;"></td> <td style="padding: 5px;"></td> </tr> <tr> <td style="border-right: 1px solid red; padding: 5px;"></td> <td style="padding: 5px;"></td> </tr> </tbody> </table> </div> <p>Please refer to the document Reception Week 11 Tuesday Session 3</p>	LIVING THING	NONLIVING THING																		
LIVING THING	NONLIVING THING																							
																								
																								
																								
																								
																								
																								
																								
																								
																								



Weds	<p><a href="#">Joe Wicks</a></p>	<p>Phonics/Reading  <b>PHONICS</b> – Follow the lesson below</p> <p><a href="#">Adjacent consonants and short vowel sounds</a></p> <p>Reading/writing        Can you complete the booklet All About Me?</p> <p>Please refer to the document Reception Week 11 Wednesday Session 1</p>	<p>Maths Click on the link – follow the lesson</p> <p><a href="#">Zog. subtraction</a></p> <p style="text-align: center;"><b>Challenge!</b></p> <p>Can you do these subtraction sums?</p> <p>Please refer to the document Reception Week 11 Wednesday Session 2</p>	<p><a href="#">What are the 5 senses? Listen to this song about the five senses.</a></p> <div style="text-align: center;">  </div> <div style="text-align: center;">  </div> <p>Can you make picture board for each of the 5 senses? You could cut out or draw the pictures.</p> <p>What can you taste, touch, see, hear and smell?</p>
------	----------------------------------	---	---	--



Thurs

[Joe Wicks](#)

Phonics/Reading/Writing  
**PHONICS** – Follow the lesson below

[Longer words](#)

Reading and writing

Please could you complete the EYFS Book Review once a week to write a review about a book you have read this week.

Please refer to the document Reception Week 11 Thursday Session 1

[words and spelling](#)

Select a level from the Little Bird spelling. It is a look, cover, write and check game. Spell the words using the slices of bread then check if you are correct.

[Listen to Mrs Bhimji read you a story](#)

Maths Click on the link – follow the lesson


[Introduction to symmetry video](#)









Please watch this video again to remind us what symmetry is.

[Symmetry matching, pattern.](#)

Press pictures or shapes, can you match the symmetrical patterns?

Challenge!

 **Names of 2D Shapes**

			
triangle 3 Sides	quadrilateral 4 Sides	pentagon 5 Sides	hexagon 6 Sides
			
heptagon 7 Sides	octagon 8 Sides	nonagon 9 Sides	decagon 10 Sides

*Names of 2D Shapes*

Can you name and draw the lines of symmetry on the 2D shapes? Cut the shapes out and fold them to help you!

Please refer to the document Reception Week 11 Thursday Session 2

Go on a 5 senses walk! What can you see, touch, feel, taste and hear?



Please refer to the document Reception Week 11 Thursday Session 3



Fri	<p><a href="#">Joe Wicks</a></p>	<p>Phonics/Reading/Writing  <b>PHONICS – Follow the lesson below</b></p> <p><a href="#">Longer words</a></p> <p>Reading and writing                  Complete the I am Special poem</p> <p>Please refer to the document Reception Week 11 Friday Session 1</p>	<p>Can you draw the line of symmetry on these flags?</p> <p>Please refer to the document Reception Week 11 Friday Session 2</p>	<p>Play the Emotions game</p> <div data-bbox="1489 271 1937 901" style="text-align: center;"> </div> <p>Please refer to the document Reception Week 11 Friday Session 3</p>
-----	----------------------------------	--	---	---

**Additional lessons/resources:**  
**PHONICS LEARNING:** In regards to the Phonic Learning we would like children to follow lessons from Letters and Sounds. You can still access PhonicsPlay. Please click on <https://www.phonicsplay.co.uk/> then use the username and password shown to log in. We have focused on Phase 4 which is where most Reception children should be but if your child is finding it difficult click onto the phase 3 resources and go through the flash cards and games for phase 3 during each week.  
**READING**  
 If you are interested in reading some **free online books** with your child please visit the [Oxford Owl](#) website you will need to enter your own login details for home access.