
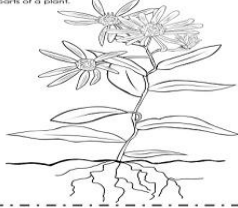








**Reception Week 1 (20<sup>th</sup> April 2020)**

Week 1	Let's keep fit!	Session 1		Session 2		Session 3	
Mon	<a href="#">Joe Wicks</a>	<p><b>Phonics/Reading/Writing</b>            Read the story of Jack and the beanstalk.  <a href="https://www.twinkl.co.uk/resource/t-t-5096-jack-and-the-beanstalk-story-powerpoint?sign_in=1">https://www.twinkl.co.uk/resource/t-t-5096-jack-and-the-beanstalk-story-powerpoint?sign_in=1</a>            Can your child retell the story? Then draw a picture of one of the characters?</p> <p><b>Phonics</b>            We are learning a new phoneme <b>ee</b> and how to read and write it.  <a href="https://www.youtube.com/watch?v=qfM7Hz7US0U">https://www.youtube.com/watch?v=qfM7Hz7US0U</a></p> <p><b>Flash tricky words -PLEASE REPEAT EVERY DAY</b>  <a href="https://www.phonicsplay.co.uk/member-only/TrickyWordTrucks.html?">https://www.phonicsplay.co.uk/member-only/TrickyWordTrucks.html?</a>  <a href="https://www.phonicsbloom.com/uk/game/tricky-trucks?phase=3">https://www.phonicsbloom.com/uk/game/tricky-trucks?phase=3</a></p> <p>List words or write a sentence that has this sound in it.</p>	<b>BREAK</b>	<p><b>Maths</b>            Click on the link, <b><u>select week 1</u></b>, watch the video and follow the lesson each day.</p> <p><a href="#">Day 1: Starting with a story - Egg Hunt</a></p>	<b>LUNCH</b>	<p><b>Free flow activities/ideas</b>            Play the bean game. Children to move around using different actions to represent different beans.            Runner bean – you run            Broad bean – stretch out wide            Long bean -stretch up tall            French bean - say Bonjour            Jumping bean – jump</p> <p><a href="https://www.youtube.com/watch?v=Hfu35LOof1o">https://www.youtube.com/watch?v=Hfu35LOof1o</a></p>	<b>Free Time</b>



Tues	<a href="#">Joe Wicks</a>	<p style="text-align: center;"><b>Phonics/Reading/Writing</b></p> <p>Retell the story again using describing words and write a speech bubble for the character you drew yesterday.</p> <p style="text-align: center;"></p> <p style="text-align: center;">Rec - Session1 Tuesday.docx</p> <p><b>Phonics</b>                  We are learning a new phoneme <b>ai</b> and how to read and write it.</p> <p><a href="https://www.youtube.com/watch?v=Fbmpw192MSg">https://www.youtube.com/watch?v=Fbmpw192MSg</a></p> <p>Please select ai sound and practice blending:  <a href="https://www.phonicsplay.co.uk/member-only/BuriedTreasure2.html">https://www.phonicsplay.co.uk/member-only/BuriedTreasure2.html</a></p> <p style="text-align: center;">List words or write a sentence that has this sound in it.</p>		<p><b>Maths</b></p> <p style="text-align: center;"><a href="#">Day 2: Starting with a story- Egg Box Play</a></p>		<p style="text-align: center;"><b>Free flow activities/ideas</b></p> <p>Introduce the life cycle of a plant. Help your child to name the different part of a plant, stem, leaf, flower, roots. Can your child draw a flower and label different parts?</p> <div style="border: 1px dashed black; padding: 5px; margin: 10px auto; width: fit-content;"> <p style="text-align: center;"><b>Parts of a Plant</b></p> <p style="text-align: center; font-size: small;">Draw arrows to the parts of a plant.</p> <div style="display: flex; align-items: center;"> <div style="margin-right: 10px;">Stem</div> <div style="margin-right: 10px;">Roots</div> <div style="margin-right: 10px;">Flowers</div> <div style="margin-right: 10px;">Leaves</div>  </div> </div> <p style="text-align: center;"></p> <p style="text-align: center;">Rec free flow wk 1 session 3 Tuesday.p</p>





Weds	<a href="#">Joe Wicks</a>	<b>Phonics/Reading/Writing</b> <b>Talk about Jack and what he did in the story. What do you think of his actions? Write words or sentences to describe his actions.</b>	<b>Maths</b>	<b>Free flow activities/ideas</b>
		<div style="display: flex; justify-content: space-around;"> <div style="text-align: center;">             Rec -Week1            Session1 Tuesday.docx         </div> <div style="text-align: center;">             Rec week 1 session            1 Wednesday.pdf         </div> </div> <p><b>Phonics</b>          We are learning a new phoneme <b>igh</b> and how to read and write it.  <a href="https://www.youtube.com/watch?v=OYCR2RZ4ZYY">https://www.youtube.com/watch?v=OYCR2RZ4ZYY</a></p> <p>Please select igh sound and practice blending:  <a href="https://www.phonicsplay.co.uk/member-only/PicnicOnPluto.html">https://www.phonicsplay.co.uk/member-only/PicnicOnPluto.html</a></p> <p>List words or write a sentence that has this sound in it.</p>	<a href="#">Day 3: Starting with a story- Making Collections</a>	<p>What makes plant grow? Look at the video below. Can your child talk about the growth of a plant using the key words soil, seed, water and sun?</p> <p><a href="https://youtu.be/EsODAlS4NM">https://youtu.be/EsODAlS4NM</a></p> 



Thurs	<p><a href="#">Joe Wicks</a></p>	<p style="text-align: center;"><b>Phonics/Reading/Writing</b></p> <p>Discuss the character of the Giant. Why did he behave the way he did? How would you feel if Jack took your toys?</p> <p><b>Phonics</b>        We are learning a new phoneme <b>oa</b> and how to read and write it.  <a href="https://www.youtube.com/watch?v=KCJyHN0IFE8">https://www.youtube.com/watch?v=KCJyHN0IFE8</a></p> <p>Please select <b>oa</b> sound and practice blending:  <a href="https://www.phonicsplay.co.uk/member-only/PicnicOnPluto.html">https://www.phonicsplay.co.uk/member-only/PicnicOnPluto.html</a></p> <p>Flash Phase 3 sounds:  <a href="https://www.phonicsbloom.com/uk/game/flash-cards-time-trial?phase=3">https://www.phonicsbloom.com/uk/game/flash-cards-time-trial?phase=3</a></p> <p>List words or write a sentence that has this sound in it.</p>		<p style="text-align: center;"><b>Maths</b></p> <p><a href="#">Day 4: Starting with a story- Number of Shape Hunt</a></p>		<p style="text-align: center;"><b>Free flow activities/ideas</b></p> <p>If possible, plant a seed to reinforce learning about plants.</p> <p><a href="https://youtu.be/zxI6Kiy7NPI">https://youtu.be/zxI6Kiy7NPI</a>        We plant a seed</p> <div data-bbox="1532 480 1899 727" data-label="Image"> </div>
-------	----------------------------------	---	--	---	--	---



Fri*	Joe Wicks	<b>Phonics/Reading/Writing</b>  <b>Writing activity. Please see the document.</b>   Rec week1 Session 1 Friday.pdf  <b>Phonics</b> We are learning a new phoneme <b>oo</b> and how to read and write it. <a href="https://www.youtube.com/watch?v=vR47jG-imRo">https://www.youtube.com/watch?v=vR47jG-imRo</a>  Please select <b>oo</b> sound and practice blending: <a href="https://www.phonicsplay.co.uk/member-only/BuriedTreasure2.html">https://www.phonicsplay.co.uk/member-only/BuriedTreasure2.html</a>  <b>Flash Phase 3 sounds:</b> <a href="https://www.phonicsbloom.com/uk/game/flash-cards?phase=3">https://www.phonicsbloom.com/uk/game/flash-cards?phase=3</a> <b>List words or write a sentence that has this sound in it.</b>		<b>Maths</b>  <a href="#">Day 5: Starting with a story-Decorating Eggs or more</a>		<b>Free flow activities/ideas</b>  Try to create your own Giant's castle using a variety of junk boxes. Try to include as many features as possible. <a href="https://youtu.be/9vdO2Qm7q1w">https://youtu.be/9vdO2Qm7q1w</a>  <a href="https://ourpastimes.com/how-to-make-a-castle-out-of-recyclable-materials-12582374.html">https://ourpastimes.com/how-to-make-a-castle-out-of-recyclable-materials-12582374.html</a>  

**Additional lessons/resources:** Though not necessary to complete the activities, many of the stories that the White Rose activities focus on can be found via [YouTube](#) or [Audible](#).