






Reception Week 6 (1st June 2020)

Week 4	Let's keep fit!	Session 1		Session 2		Session 3	
Mon	Joe Wicks	<p>Phonics/Reading/Writing PHONICS - We are learning to read CVCC words (consonant, vowel, consonant, consonant) Have fun reading the comics!! Comics Phase 4 Flash tricky words -PLEASE REPEAT EVERY DAY Tricky words Tricky words 2 This week are reading the Little Red Riding Hood story. Click on the link below and follow the lesson. Using map Please refer to the document Reception Week6 Monday Session1</p>	BREAK	<p>Maths Click on the link – follow the lesson Equal groups Please refer to the document Reception Week6 Monday Session2</p>	LUNCH	<p>Free flow activities/ideas Make a big, bad wolf wanted poster. Why is he wanted?? Add some writing to your poster. Please refer to the document Reception Week6 Monday Session3</p>	Free Time
Tues	Joe Wicks	<p>Phonics/Reading/Writing PHONICS –Today we are going to revise Phase 3. Play the game and read the words. Choose the Phase you feel comfortable with. Revise Flash tricky words -PLEASE REPEAT EVERY DAY Tricky words Tricky words 2 This week are reading the Little Red Riding Hood story. Click on the link below and follow the lesson. Little red riding hood</p>		<p>Maths Click on the link – follow the lesson Sharing objects</p>		<p>Free flow activities/ideas Please refer to the document Reception Week6 Tuesday Session3</p>	



<p style="writing-mode: vertical-rl; transform: rotate(180deg);">Weds</p>	<p>Joe Wicks</p>	<p>Phonics/Reading/Writing PHONICS – Today we want you to read some stories all by yourselves! Click the link below and choose the number 4 option – I am reading! Choose the story you like. I can read! Flash tricky words -PLEASE REPEAT EVERY DAY Tricky words Tricky words 2</p> <p>This week are reading the Little Red Riding Hood story. Click on the link below and follow the lesson. Story Map</p>	<p>Maths Click on the link – follow the lesson</p> <p>Counting in pairs</p> <p>Please refer to the document Reception Week6 Wednesday Session2</p>	<p>Free flow activities/ideas</p> <p>Make a paper plate Red Riding Hood or Wolf</p> 
<p style="writing-mode: vertical-rl; transform: rotate(180deg);">Thurs</p>	<p>Joe Wicks</p>	<p>Phonics/Reading/Writing PHONICS - We are learning high frequency words and practise writing CVCC words High frequency words Can you write some tricky words? How many do you know? Flash tricky words -PLEASE REPEAT EVERY DAY Tricky words Tricky words 2</p> <p>This week are reading the Little Red Riding Hood story. Click on the link below and follow the lesson. Story Writing Please refer to the document Reception Week6 Thursday Session1</p>	<p>Maths Click on the link – follow the lesson</p> <p>Counting in equal groups</p>	<p>Free flow activities/ideas</p> <p>Make a paper weaving basket for Red Riding Hood</p> 



Fri	<p>Joe Wicks</p>	<p>Phonics/Reading/Writing PHONICS Help Di to paint some pictures. Play the game below. Painting game Flash tricky words -PLEASE REPEAT EVERY DAY Tricky words Tricky words 2 This week are reading the Little Red Riding Hood story. Click on the link below and follow the lesson. Story Writing 2 Please refer to the document Reception Week6 Friday Session1</p>	<p>Maths Click on the link – follow the lesson Investigating</p>	<p>Free flow activities/ideas Paint or draw a picture from the Red Riding Hood story. It could be Red Riding Hood, Granny or the Wolf!</p> 
-----	----------------------------------	---	---	--

Additional lessons/resources:

PHONICS LEARNING: The website we are using in the timetable is PhonicsPlay. This is free at the moment. Please click on <https://www.phonicsplay.co.uk/> then use the username and password shown to log in. We have focused on Phase 4 which is where most Reception children should be but if your child is finding it difficult click onto the phase 3 resources and go through the flash cards and games for phase 3 during each week.