









**Reception Week 7 (8<sup>th</sup> June 2020)**

Week 4	Let's keep fit!	<b>Session 1</b>			<b>Session 2</b>			<b>Session 3</b>		
Mon	<a href="#">Joe Wicks</a>	<b>Phonics/Reading/Writing</b> <b>PHONICS</b> – Follow the lesson below <a href="#">Review ai, ee, igh</a> <b>READING/WRITING</b> – Follow the lesson below <a href="#">Space</a>		<b>BREAK</b>	<b>Maths</b> Follow the lesson below. <a href="#">Talking about your routine</a> Please refer to the document Reception Week7 Monday Session2. Please put the pictures in the right order		<b>LUNCH</b>	<b>Free flow activities/ideas</b> <b>Design your own rocket to take you to the moon!</b>  <p>JUNK MODEL SPACE ROCKETS www.purtaresstore.co.uk</p>		<b>Free Time</b>
Tues	<a href="#">Joe Wicks</a>	<b>Phonics/Reading/Writing</b> <b>PHONICS</b> – Follow the lesson below <a href="#">Review oa, oo, ar</a> <b>READING/WRITING</b> – Follow the lesson below <a href="#">Listen to a story</a>			<b>Maths</b> Follow the lesson below. <a href="#">The days of the week</a>	<b>Free flow activities/ideas</b> <b>Make a paper plate flying saucer</b>   <p>Flying Saucers Fun &amp; Easy to Make!</p>				



Weds	<p><a href="#">Joe Wicks</a></p>	<p>Phonics/Reading/Writing  <b>PHONICS</b> Follow the lesson below  <a href="#">Review or, ur, oo</a>  <b>READING/WRITING</b> – Follow the lesson below  <a href="#">Do you remember the story?</a></p>	<p>Maths          Follow the lesson below.  <a href="#">The time and the seasons</a>          Please refer to the document Reception Week7 Wednesday Session2</p>	<p>Free flow activities/ideas          Have a moon rock hunt!!</p> 
Thurs	<p><a href="#">Joe Wicks</a></p>	<p>Phonics/Reading/Writing  <b>PHONICS</b> – Follow the lesson below  <a href="#">Review ow, oi, ear</a>  <b>READING/WRITING</b> – Follow the lesson below  <a href="#">To describe a character</a></p>	<p>Maths          Follow the lesson below.  <a href="#">Measuring periods of time</a></p>	<p>Free flow activities/ideas          Make a space picture using foil</p> 



F/i	<p><a href="#">Joe Wicks</a></p>	<p><b>Phonics/Reading/Writing</b></p> <p><b>PHONICS</b> Follow the lesson below  <a href="#">Review ure, air, er</a>  <b>READING/WRITING</b> – Follow the lesson below  <a href="#">Writing task</a></p>	<p><b>Maths</b></p> <p>Follow the lesson below.</p> <p><a href="#">Investigating number combinations</a></p>	<p><b>Free flow activities/ideas</b></p> <p>Make your own planets, can you name them? You could hang these and decorate your room!</p> 
-----	----------------------------------	--	--	--

**Additional lessons/resources:**

**PHONICS LEARNING:** In regards to the Phonics Learning we would like children to follow lessons from Letters and Sounds. You can still access PhonicsPlay. Please click on <https://www.phonicsplay.co.uk/> then use the username and password shown to log in. We have focused on Phase 4 which is where most Reception children should be but if your child is finding it difficult click onto the phase 3 resources and go through the flash cards and games for phase 3 during each week.