

# Verb Challenge!

Find all the verbs you can!

|       |        |          |         |        |       |
|-------|--------|----------|---------|--------|-------|
| have  | colour | straight | look    | strong | cube  |
| chew  | air    | square   | easy    | pink   | table |
| tooth | hair   | say      | date    | blonde | box   |
| long  | salt   | alone    | circle  | sweet  | work  |
| bored | burger | orange   | enjoy   | heart  | cry   |
| sky   | in     | clock    | earring | hear   | day   |
| sleep | make   | run      | long    | hat    | take  |
| huge  | watch  | funny    | dark    | nail   | talk  |
| short | floor  | weak     | screen  | tall   | break |
| eye   | sour   | do       | shirt   | eat    | white |

# Verb Challenge!

Find all the verbs you can!

|       |        |          |         |        |       |
|-------|--------|----------|---------|--------|-------|
| have  | colour | straight | look    | strong | cube  |
| chew  | air    | square   | easy    | pink   | table |
| tooth | hair   | say      | date    | blonde | box   |
| long  | salt   | alone    | circle  | sweet  | work  |
| bored | burger | orange   | enjoy   | heart  | cry   |
| sky   | in     | clock    | earring | hear   | day   |
| sleep | make   | run      | long    | hat    | take  |
| huge  | watch  | funny    | dark    | nail   | talk  |
| short | floor  | weak     | screen  | tall   | break |
| eye   | sour   | do       | shirt   | eat    | white |

# Which words are the imperative verbs in these sentences? An imperative verb is a command verb – underline the command in these sentences.

1. Place the cup on the table.
2. Tear the sandwich into pieces.
3. Share the cake with your friends.
4. Listen to your teacher.
5. Hold my hand.
6. Cross the road safely.
7. Open the door for Mrs Riaz.
8. Type in your password.
9. Underline today's date.
10. Read your book quietly.



# Making a pop up card

**Instructions**




# You try



**Step 1:**

**Begin with piece of paper.**





# You try



## Step 2:

Fold the  
construction paper  
in half to form a  
card .





# You try



## Step 3:

Draw a line from  
the folded edge  
of the card to  
the centre.





# You try



**Step 4:**

**Cut along the line  
starting at the  
folded edge**







# You try



**Step 5:**

**Fold back the top flap to form a triangle...**





# You try



Step 6:

...and crease with  
your thumb or  
finger.





# You try



## Step 7:

Fold back the bottom flap to form a triangle and crease with your thumb or finger.





# You try



## Step 8:

Put the bottom triangle flap back in its original position.





# You try



## Step 9:

Put the top triangle flap back in its original position.





# You try



**Step 10:**

Open the card up  
like a tent.





# You try



## Step 11:

Using your thumb or fingers, push the top triangle through to the inside.






# You try



## Step 12:

Using your thumb or fingers, push the bottom triangle through to the inside also.







# You try



**Step 13:**

**Close the card...**





# You try



**Step 14:**

...and press firmly.






# You try



**Step 15:**

**Open your Mouth  
Pop-up!**



# Now think – discuss this with a partner



- 1) Were the instructions easy to follow?  
Why?
- 2) Can you find the imperative verb in  
each instruction?
- 3) What makes a clear set of  
instructions?