


Year 1 Week 11 English **Session 1**

Read the story below. You can also listen along whilst you read on the link below:

<https://soundcloud.com/talkforwriting/bob/s-r4f63gDrqYb>



Bob, the bubble who wanted to be useful

Once upon a time, there was a bubble called Bob who lived with his bubble family on the top shelf of the toy cupboard.

Bob was a beautiful bubble. He glistened and sparkled – sometimes blue, sometimes yellow, sometimes pink, but always beautiful. In the softest breeze, he bobbed this way and that, twisting, turning and twirling.

One morning, Bob's mum found him sitting all alone in the corner of the cupboard. "What's the matter, Bob?" she asked.

"I'm not useful," he sighed.

Mum smiled. "Oh, Bob, you are such a beautiful bubble!" she said.

"But I'm not **USEFUL**," Bob moaned.

"Come on," encouraged Mum, giving Bob a gentle push.

Down, down, down Bob floated, bobbing this way and that until he got to the front porch. At that moment, he spotted a flash of the brightest orange he had ever seen. It was a beautiful painted lady butterfly. She fluttered her delicate wings and looked at Bob with sad eyes.

"What's wrong?" asked Bob.

The painted lady pointed to the flower garden. "I need to get back to my butterfly family," she explained, "but it is starting to rain and my wings must not get wet. I just don't know what to do."

Bob thought for a minute and then had the most brilliant idea.

"Come on in," he said. "I'll help you." So, the painted lady flew right into the middle of Bob and off they went, bobbing this way and that through the drizzle. Soon, they arrived at the flower garden.

"Oh, Bob," said the painted lady, "thank you for keeping me safe. What would I have done without you?"

Bob stretched his smooth, shimmering bubble sides and proudly drifted away. Up, up, up he floated, bobbing this way and that until he came to the garden gate. All of a sudden, he spotted a flash of the brightest green he had ever seen. It was a young pool frog. He hopped from one leg to the other and looked nervously up at Bob.

"What's wrong?" asked Bob.

The pool frog pointed to the pond in the garden across the road. "I need to get back to my frog family," he explained, "but this road is so busy and I daren't go across. I just don't know what to do."

Bob thought for a minute and then had another brilliant idea.

"Come on in," he said. "I'll help you." So, the pool frog hopped right into the middle of Bob and off they went, bobbing this way and that above the cars and bicycles. Soon, they arrived at the pond.

"Oh, Bob," said the pool frog, "thank you for keeping me safe. What would I have done without you?"

Bob stretched his smooth, shimmering bubble sides and proudly drifted back to the top of the toy cupboard.


"You look happier," said Mum. "What have you been up to?"

Bob told Mum all about how he had helped the painted lady butterfly and the pool frog.

"Well," said Mum, "it sounds to me like you have been a really useful bubble. Keeping everyone safe is just about the most useful thing anyone can do!"

That night, Bob snuggled down with his bubble family. "I am a beautiful, useful bubble," he sighed happily.

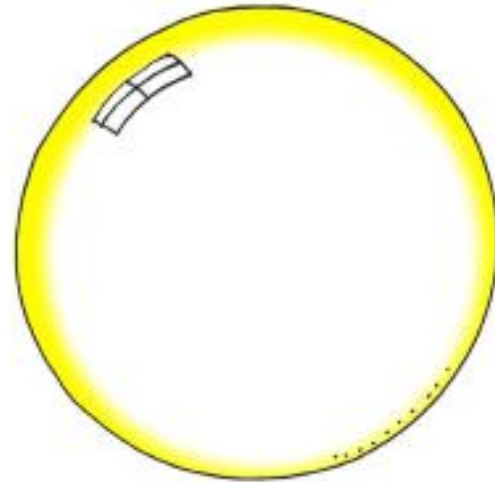
- ★ Talk together about the story.
- ★ Then, fill in Bob's bubbles.
(PS - Bob loves neat handwriting!)



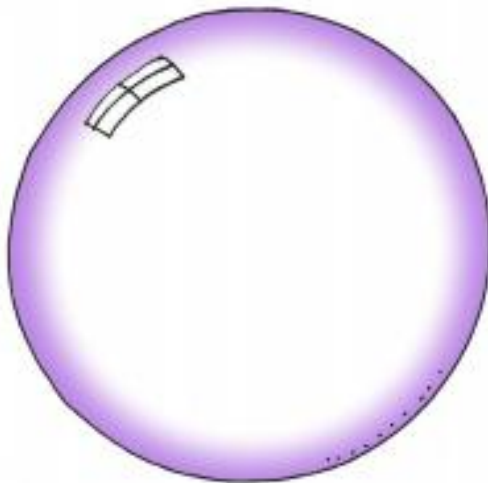
What parts of the story did you like the most?



Did anything about the story surprise you?



Do you have any questions?



Who said what?

- ★ Can you remember who said each of these things in the story?
- ★ Match each one with the right character. The first one has been done for you as an example.
- ★ Think carefully - you might have to join one of them to two characters!

I'm not useful.



I need to get back to my frog family.



What's the matter, Bob?



Keeping everyone safe is just about the most useful thing anyone can do!

Thank you for keeping me safe.



I am a beautiful, useful bubble.

Quiz time



- ★ Can you answer these questions about the story?
- ★ Bob's challenge - can you answer in full sentences?
- ★ Remember to use your best handwriting.

1. Where did Bob live?

Bob lived ...

2. What colours might you see if you looked at Bob?

3. Write down three words that describe how Bob moved.

4. Why was Bob unhappy?

5. Who did Bob meet in the porch?

6. The painted lady could not get back to her family. Why?

7. Who did Bob meet by the garden gate?

8. The pool frog could not get back to his family. Why?

9. How did Bob help the painted lady and the pool frog?



10. Why did Mum think Bob had been useful?

11. Do you think Bob was happy at the end? Why do you think that?

Year 1 Week 11 English Session 3



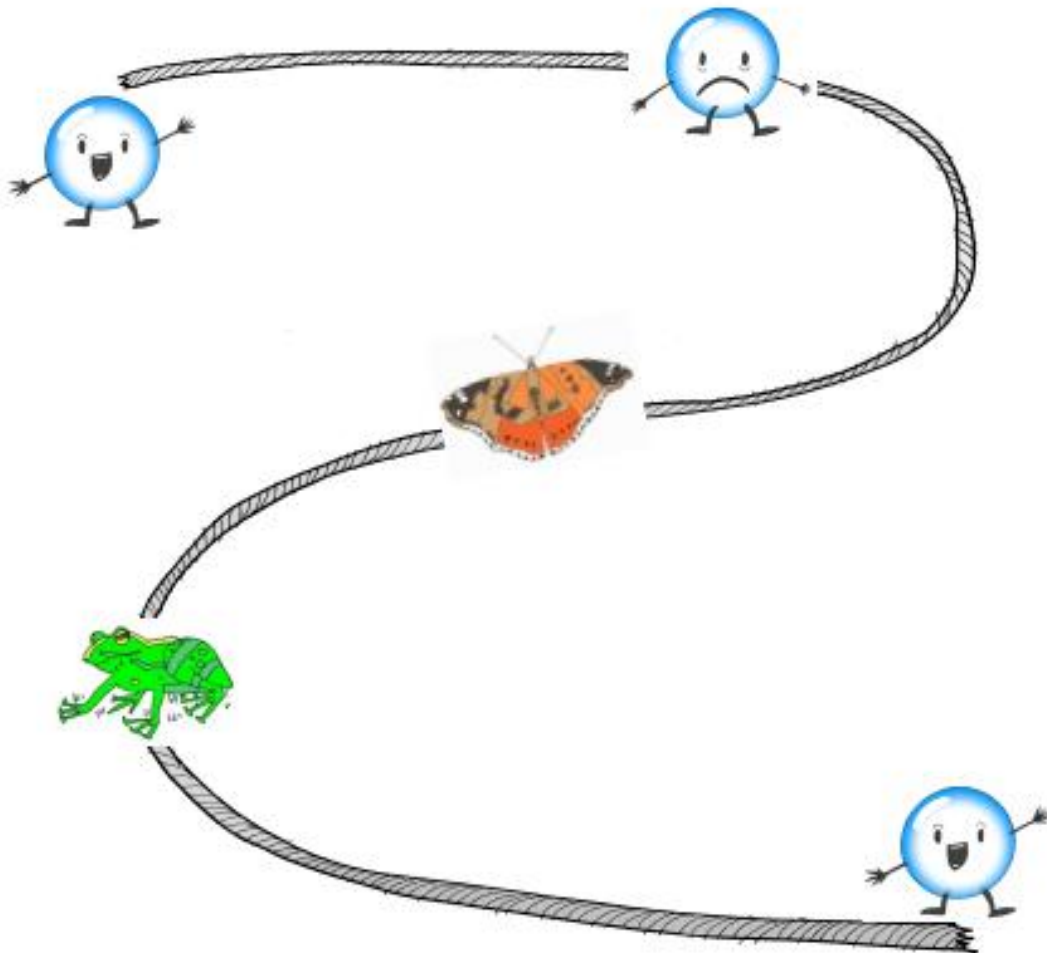
- ★ Carefully cut out the pictures of the characters in the story.
- ★ Stick them onto a straw, a lolly stick or a strong piece of card.
- ★ Get busy acting out the story with your puppets!



I've made a story path to show the main things that happened in the story.



★ Can you think of a sentence to go with each picture on the story path?



Year 1 Week 11 English **Session 4**

- ★ Have a go at finishing the sentence for each picture on the story path to show the main things that happened.
- ★ Some of the sentences have been done to help you.
- ★ Remember - best handwriting and full stops.



Once upon a time, there was a bubble called Bob.



Unfortunately, Bob was sad because he was not useful.

First, he met



Bob helped her keep safe from ...

Next, he met



Bob helped him keep safe from ...



Finally, Bob felt

because

Year 1 Week 11 English **Session 5**



★ This is one of my favourite poems because it's all about bubbles! It was written by a poet called James Carter. Read it together a couple of times. See if you can clap along with the rhythm too.

Bubbles

Red bubble
yellow bubble
orange bubble blue



Pink bubble
purple bubble
rainbow bubble too



This bubble
big bubble
shiny and round



Float bubble
fly bubble
rise from the ground

Up bubble
up bubble
up so high




Go bubble
go bubble
gone -
bye bye!



I wonder if you
can paint a
bubble picture
using the colours
in the poem.



- ★ You will need some cups or bowls filled with bubble mixture.
- ★ Put a few drops of paint or food colouring into each one so that you have pink bubble mixture, blue bubble mixture, yellow bubble mixture etc.
- ★ Blow into each bubble mixture so that you get lots of coloured bubbles.
- ★ Now press a piece of paper or card on top of each cup/bowl to make a colourful bubble picture.



Send in your favourite piece of writing from this week to your teacher to have a look!

1O@olivergoldsmith.brent.sch.uk

1B@olivergoldsmith.brent.sch.uk