

























Year 1 Week 3 Phonics: **Session 1**

Alternative Spellings for igh

igh		ie		i-e		y	
							
							
							
							
							
							

Year 1 Week 3 Phonics: **Session 2**

got

gym

eg. gold

eg. ginger

got

ginger

danger

gold

grain

gym

Germany

Gemma

gut

gem

tragic

goal

Egypt

gravy

Gill

gypsy

gent

danger

gums

gentle

garden

magic

glue

glum

Year 1 Week 3 Phonics: **Session 3**

cell

cat

eg. cent

eg. camel

cent

cell

camel

catch

can

clap

can't

cloud

icy

success

central

cement

cutter

cave

clump

centre

acid

tricep

camp

cat

accent

cycle

December


catch

Name the Alien

Year 1 Week 3 Phonics:

Session 4














Use the graphemes below to create names for the aliens!



g	t	p			
ie	ea	oy	ir	ue	aw
oe	au	ey	ch	sh	wh
e	u	e	e	e	i e

Year 1 Week 3 Phonics: Session 5

Practice the different pronunciation of the 'u' grapheme. 'U' can be pronounced in 3 ways e.g. **Bu**s, **u**nits and the short 'oo' in **pu**t. Make sure you read the words aloud to an adult!

u = u	u = ue	u = oo	
b_s	_nits	p_t 	
br_sh	 _nicorn	f_ll	
dr_m	m_sic 	p_ll 	
l_nch	 t_ba	b_ll	
 pl_g	f_ture 	b_sh 	
p_mping	h_man	c_shion	
 sk_ll	_se	c_ckoo	
s_nny	 t_nic	p_dding 	
 th_mb	s_per 	p_shing	