

Music Task Week 10 - Years 3 & 4

BMS – Music'sCool Online Resource

Parent link: <https://forms.gle/8Er3aRGurbrURfA7>

Brent Music Service has created an excellent free online resource for children to continue learning music at home. Follow the link above and fill in a few details for access to the resource. Details will only be used by the Brent Music Service to see which schools are accessing the website.

Singing: Choose a different times table from 'Rolling Numbers' to practise this week. Find the lyrics on the sheet below. Listen and watch some other children perform the songs here:

https://www.youtube.com/watch?time_continue=1&v=jf2BHuSbt_Y&feature=emb_logo

Challenge: Can you write your own original rolling numbers song for remembering the 4 times table?

Warm up: Warm up with this rhythm clapping video. Follow along at home!

<https://www.youtube.com/watch?v=rf5rcXhGPps>

Ostinatos

An ostinato is a repeated musical pattern. Use the 'Fun with Ostinatos' resource to practise clapping and saying each of the ostinatos to a steady beat. The key is to repeat each one over and over very steadily until you decide to stop, this is what makes it an ostinato.

1. Practise performing the ostinatos saying the rhythm syllables out loud
 - a. ex. ti-ti, ti-ti, tika tika, ta for 'Mango, Mango, Pick 'em from the tree'
2. Perform the ostinatos using your thinking voice and clapping only.
3. Think of a variety of body percussion to use for each ostinato.
 - a. ex. clapping, patting on knees, tapping chest, stomping, clicking

Here are some ideas to help you:

Fruit (Clap on quarter notes)



















Mangoes Mangoes (Pretend to pick mango from tree) Pick 'em from the (alternating pats on lap) tree (clap)











Ba-nana (Slide- stomp stomp)

A-p-p-l-e (Alternating pats on legs) Apple pear (snap snap snap)

Challenge: Can you and someone in your household perform two different ostinatos at the same time. Stick to a steady beat. How do they sound together?

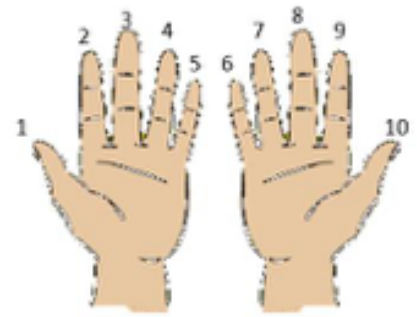
Fun with Ostinatos!

	 Fruit	 Fruit	 Fruit	 Fruit
	 Mangoes	 Mangoes	 Pick'em from the	 tree
		 BA		 NANA!
	 A-P-P-L	 E	 Apple	 pear

Symbol	Rhythm Name	Notation Name
	ta	Quarter Note
	ti-ti	2 Eighth Notes
	---	Quarter Note Rest
	tika-tika	4 Sixteenth Notes
	too	Half Note
	ti-tika	Eighth Note 2 Sixteenth Notes
	tika-ti	2 Sixteenth Notes Eighth Note
	tum-ti	Dotted Quarter Note Eighth Note
	syn-co-pa	Eighth Note, Quarter Note, Eighth Note
	tim-ka	Dotted Eighth Note Sixteenth Note

Rolling Numbers/Multiplication Songs

Rolling numbers are call and response songs that help students to recall times tables. As we call out each number we put another finger up.



Teacher: I've been telling everyone how good you are at maths.

Class: No lies, true say.

Teacher: Can you roll your _____?

Class: Yes!

Teacher: Palms up!

Teacher: Team! Team! Good as gold! Let me see your fingers roll... the _____!

<p>Twos 2, 4, 6, 8 Who do we appreciate? 10, 12, 14, 16 Do you want to hear some more? 18, 20, 22, 24 and STOP! Clap on stop.</p>	<p>Fives (to the tune of We Will Rock You) Clap the beat at the start We will, we will impress you 5, 10, 15, 20, 25, 30, 35, 40, 45, 50, 55, 60 We have places we wanna go!</p>	<p>Tens (marching style – left, left, left, right, left) 10, 20, 30, 40, 50 60, 70, 80, 90, 100 110, 120 Hur-ah!</p>
<p>Fours (to the tune of La La La by Naughty Boy) 4, 8, 12, 16, 20, 24 That's how, we roll our fours, 28 – 32, 36 40 – 44, 48 La-la, la-la, la.</p>	<p>Eights (to the tune of Who Let The Dogs Out) Who let the eights out? Who? Who? Who? Who? Who let the eights out? Who? Who? Who? Who? I said...8, 16, 24, 32 (Clap rhythm – to La's from Fours) I said 40, 48, 56, 64 (Clap rhythm) I said, 72, 80, 88, 96 (Clap rhythm)</p>	
<p>Threes (to the tune of Jingle Bells) 3, 6, 9, 12, 15 – 18, 21 24, 27, 30-33, 36!</p>	<p>Sixes 6-12-18-24-30... (Pause and pose) 36-42-48-54-60 And team says... 66, 72. How'd you do? How'd you do? We can do our sevens too!</p>	
<p>Sevens (to the tune of I Don't Know What I've Been Told) 7-14-21 STOMP STOMP! 28 and 35 STOMP STOMP! 42 and 49 STOMP STOMP! 56 and 63 STOMP STOMP! 70! (Both hands up with 10 fingers outstretched for 70 - Pause), 77-84 STOMP STOMP! If you want, we'll give you more.</p>	<p>Nines 9-18-27-36-45-54-63-72-81-90-99-108 Whoomp! There it is! I said whoomp! There it is! (Stir a big pot action)</p>	
<p>Elevens (to the tune of If You're Happy and You Know It) 11, 22, 33 CLAP CLAP 44, 55, 66 CLAP CLAP 77, 88, 99, 110, 121, 132 CLAP CLAP</p>	<p>Can you create your own way of rolling your twelves?</p>	