

Music Task Week 11 - Years 3 & 4

BMS – Music’sCool Online Resource

Parent link: <https://forms.gle/8Er3aRGurbrURfA7>

Brent Music Service has created an excellent free online resource for children to continue learning music at home. Follow the link above and fill in a few details for access to the resource. Details will only be used by the Brent Music Service to see which schools are accessing the website.

Warm up: Visit the games page of the musicplay website and choose the ‘Note Name Memory’ game. Try to match the cards to the correct note name!

<https://musicplayonline.com/games/>

Singing: Choose a song to listen to or sing along to from this Black Lives Matter playlist on SingUp.

<https://www.singup.org/blog/article/1430-black-lives-matter/>

All of these songs have a strong message about community and standing up for what is right.

Ostinatos - Composing an Ostinato

Last week we learned that an Ostinato is a repeated musical pattern.





Review the ostinatos you learned last week using the resource on the page below.

This week you can use the blank template to compose your own ostinato using words and rhythms.



















1. Choose a theme. What subject will your ostinatos be about? (Sports, school subjects, food, summer activities...)
2. Each rhythm should have four beats - one beat in each box.
3. Write your ostinato carefully on the provided template.
4. Perform your osinatos with found percussion instruments or by saying the words aloud.






Challenge: Perform two or more of your composed ostinatos with other members of your household at the same time! Do you like how they sound together?

Example:

Beat 1	Beat 2	Beat 3	Beat 4
I	love	sing-ing	loud-ly
ta 	ta 	ti-ti 	ti-ti 

Fun with Ostinatos!

	 Fruit	 Fruit	 Fruit	 Fruit
	 Mangoes	 Mangoes	 Pick'em from the	 tree
		 BA		 NANA!
	 A-P-P-L	 E	 Apple	 pear

American / German note names	British note names	Note symbols	Note value
Whole note	Semibreve		4 beats
Half note	Minim		2 beats
Quarter note	Crotchet		1 beat
Eighth note	Quaver		1/2 of a beat
Sixteenth note	Semiquaver		1/4 of a beat

Theme: _____

Group Members:

1

2

3

4
