


WALT: Create a time line with the Ancient Greeks

Year 5 2020



Ancient Greek

First you need to know what these words mean:

- What does 'ancient' mean?
- What does 'Greek' mean?

Either check with an adult or go look in a dictionary.

This should now give you some understanding of who the Ancient Greeks were.



Bonus Home Distance
learning point:

Why do you think Ancient
Greeks or Ancient Greece
is always written in
capitals ?



Bonus Home Distance learning point:


Why do you think Ancient Greeks or Ancient Greece is always written in capitals ?

Because it is a proper noun, it is the NAME of the ancient civilisation.

Thing that you have learnt so far:

- In previous years you have learnt about a range of different topics (eras of history).
- Mini-task: on the next slide, it is your job to match the dates with the correct time period and then put them on a timeline.





World War II
1939-1945

Vikings in England
793 AD

The Battle of Hastings
1066

Stone to Iron Age
3000 BC - 500 BC

The Roman Empire in
Britain
43AD - 410AD

Anglo-Saxons
410AD - 793AD

Ancient Greeks
3000BC - 800BC



WALT: Create a time line with the Ancient Greeks Task


Now you should have already done your timeline, it is now your job to find a wonderful and creative way to show what you have learnt.

Here are some suggestions:

- Though a dance, each part of your dance representing a different era.
- A series of photos/scenes of you each representing the changes of a person would have looked like in each different era.



<https://www.youtube.com/watch?v=dMH0bHeiRNq>



Remember the more imaginative and creative the better.

