





**Year 6 Week 11 (6<sup>th</sup> July 2020)**

Week 5	Let's keep fit!	Session 1		Session 2		Session 3	
Mon	<a href="#">Joe Wicks</a>	<p><b>English</b></p> <p><b>Lesson 1</b></p> <p>Write a detailed book review of <b>Floodland</b>  <a href="https://marcussedgwick.com/floodland/">https://marcussedgwick.com/floodland/</a></p> <p>Remember to include  <b>A brief synopsis (but don't give away the whole plot)</b></p> <p>Think about genre – what kind of book is it?</p> <p>Explain what you liked/didn't like and give reasons.</p> <p>You don't have to print out the resource, but use the questions to help you.</p> <p><b>Y6 Week 11 English Lesson 1 Book Review</b></p>	<p><b>BREAK</b></p>	<p><b>Maths</b></p> <p><b>Starter:</b> <a href="http://www.maths-starters.co.uk/figure_fluency.html">http://www.maths-starters.co.uk/figure_fluency.html</a> choose type and difficulty in Setting and/or Flashcards (<i>resource Y6 Week 11 Flashcards</i>)</p> <p><b>Lesson:</b> <a href="https://vimeo.com/area_of_a_triangle">vimeo.com/area_of_a_triangle</a>  <i>resource Y6 Week 11 Maths Lesson 1 Area of a triangle</i></p> <p><b>If you feel you need more challenge, try this extension:</b>  <i>Y6 Week 11 Maths Extension Area and Perimeter</i></p> <p>Send in your answers with your working (class e-mail).  <a href="mailto:6d@olivergoldsmith.brent.sch.uk">6d@olivergoldsmith.brent.sch.uk</a>  <a href="mailto:6s@olivergoldsmith.brent.sch.uk">6s@olivergoldsmith.brent.sch.uk</a></p>	<p><b>LUNCH</b></p>	<p>This week we will be reading, listening to and learning <b>poems</b> preparing for our virtual <b>Leavers' Assembly</b></p> <p>You can find them here:</p> <p><b>RESOURCE:</b>  <i>Y6 Week 11 Poetry to read and enjoy</i></p> <p>You can record yourself performing a poem.        You can draw a picture or do a painting inspired by a poem.        You can write your own new verse for a poem!</p> <p>You can record yourself playing an instrument, doing a magic trick or singing a song</p> <p>Have fun and don't forget to share it with us!!</p>	




Tues	Joe Wicks	<b>MATHS</b>  <b>Starter:</b> <u><a href="#">maths-starters: stationery store</a></u> <i>choose difficulty and type in settings – time yourself</i> <b>If you have stamina:</b> Flashcards <i>(resource Y6 Week 11 Flashcards)</i>  <b>In preparation for Sports Day:</b> <b>Maths Lesson 2:</b> <b>Solve the mystery of the Missing Sack at Sports Day</b>  <i>Resource: Y6 Week 11 Maths Lesson 2 Sports Day Mystery</i>	<b>MATHS CONTINUED</b>  Finish solving your mystery  Send in your answers with your working (class e-mail).  <b>IF TIME:</b>  <b>English:</b>  Continue reading/listening to Floodland  <u><a href="https://marcussedgwick.com/floodland/">https://marcussedgwick.com/floodland/</a></u>  Continue with book review	<b>AFTERNOON</b>  This week we will be reading, listening to and learning <b>poems</b> preparing for our virtual <b>Leavers' Assembly</b>  You can find them here:  <b>RESOURCE:</b> <i>Y6 Week 11 Poetry to read and enjoy</i>  You can record yourself performing a poem. You can draw a picture or do a painting inspired by a poem. You can write your own new verse for a poem!  You can record yourself playing an instrument, doing a magic trick or singing a song  Have fun and don't forget to share it with us!!




Weds	<a href="#">Joe Wicks</a>	<p style="text-align: center;"><b>SPORTS DAY/ENGLISH</b></p> <p style="text-align: center;">SPORTS' DAY MYSTERY!!!</p> <p style="text-align: center;"><b>Y6 Week 11 English Lesson 3 Mystery</b></p> <div style="text-align: center;">  </div> <div style="text-align: center;">  </div>	<p style="text-align: center;"><b>SPORTS DAY/MATHS</b></p> <p><b>Activity 1. Long Jump</b></p> <ul style="list-style-type: none"> <li>• Set out a starting point for the jump and measure the distance jumped. Use a measuring tape to measure from the take-off line to the back of the closest heel on landing.</li> <li>• Repeat 3 times and record your best score</li> </ul> <p><b>Activity 2. Standing chest throw.</b></p> <ul style="list-style-type: none"> <li>• Stand at a start line and use a football/netball/similar sized ball for your chest throw. Look to see where the ball first touches the ground/floor and measure the distance</li> </ul> <p>Repeat 3 times and record your best score</p> <p><i>Please use resource</i></p> <p><i>Y6 Week 11 Maths Lesson 2</i></p> <p><i>Sports Day recording sheet</i></p>	<p style="text-align: center;"><b>SPORTS DAY</b></p> <p><b>Activity 3. Distance run</b></p> <ul style="list-style-type: none"> <li>• Choose an outdoor space where you can safely and comfortably run e.g. a local park. Decide on your distance – 10m, 20m or maybe even 50m run?? If you do it in your garden make your distance shorter.</li> <li>• Choose a start line and clearly mark it out.</li> <li>• From that start line, measure out the distance you are going to run for. You can use a measuring tape if you have one. If not, walk the paces you need to measure out the length of the run instead.</li> </ul> <p style="text-align: center;">Mark out the finish line</p> <p style="text-align: center;"><b>Send in your recording sheet to your teacher's e-mail address (class e-mail).</b></p> <p style="text-align: center;"><a href="mailto:6d@olivergoldsmith.brent.sch.uk">6d@olivergoldsmith.brent.sch.uk</a></p> <p style="text-align: center;"><a href="mailto:6s@olivergoldsmith.brent.sch.uk">6s@olivergoldsmith.brent.sch.uk</a></p>
------	---------------------------	---	--	--



Thurs	<p><a href="#">Joe Wicks</a></p>	<p><b>VIRTUAL CINEMA DAY!!!</b></p> <p>This afternoon we are all going to watch</p> <p style="text-align: center;"><b>The Prince of Egypt</b></p> <p style="text-align: center;">wherever we are!</p> <p>Find out about the Production of the musical – and read the synopsis <a href="http://theprinceofegyptmusical.com/education/">theprinceofegyptmusical.com/education/</a></p> 	<p><b>Maths Starter:</b> <a href="http://www.maths-starters.co.uk/substitute_store.html">http://www.maths-starters.co.uk/substitute_store.html</a>        Setting: Type A/Difficulty 1 (or adjusted to make it harder)        flashcards (<i>resource Y6 Week 11 Flashcards</i>)</p> <p><b>Lesson 3:</b> <a href="https://vimeo.com/area_of_the_parallelogram">https://vimeo.com/area_of_the_parallelogram</a>  <i>resource Y6 Week 11 Maths Lesson Percentages of amounts</i></p> <p><b>If you feel you need more challenge, try this extension:</b>  <i>Y6 Week 11 Maths Extension Area and Perimeter</i></p> <p>Send in your answers with your working (class e-mail).</p>	<p style="text-align: center;"><b>Cinema afternoon</b></p> <p style="text-align: center;">The Prince of Egypt  <a href="#">Prince of Egypt 10 movie clips</a></p> <p style="text-align: center;">Listen and enjoy  <a href="#">Prince of Egypt original West End Cast</a></p> <p style="text-align: center;"><a href="#">When you believe karaoke/lyrics version</a></p> <p style="text-align: center;"><i>Resource Y6 Week 11 Lyrics When We Believe</i></p> <p style="text-align: center;"><i>If you have an Amazon prime account you can watch the whole film for free!</i></p>
-------	----------------------------------	--	---	--



Fri	<a href="#">Joe Wicks</a>	<p>English Lesson 5</p> <p>See Y6 Week 11 English lesson 5</p> <p>Persuasion          Design your own poster for          The Prince Of Egypt</p> 	<p><b>Maths Starter:</b>  <a href="https://uk.ixl.com/math/year-6/compare-decimals-and-fractions-on-number-lines">https://uk.ixl.com/math/year-6/compare-decimals-and-fractions-on-number-lines</a>          10 questions only and/or          flashcards (<i>resource Y6 Week 11          Flashcards</i>)</p> <p><b>Lesson 5: Mixed problem solving</b>  <i>resource:</i>          Y6 Week 11 Maths Lesson 4 Problem Solving Friday</p> <p><b>Extension:</b> Y6 Week 11 Maths Extension Area and Perimeter</p> <p><b>UK maths challenge</b></p> <p><b>Record your working and it to your send your teacher</b>          (class e-mail).</p>	<p style="text-align: center;"><b>AFTERNOON</b></p> <p>This week we will be reading, listening to and learning <b>poems</b> preparing for our virtual <b>Leavers' Assembly</b></p> <p style="text-align: center;">You can find them here:</p> <p style="text-align: center;">RESOURCE:          Y6 Week 11 Poetry to read and enjoy</p> <p>You can record yourself performing a poem.          You can draw a picture or do a painting inspired by a poem.          You can write your own new verse for a poem!</p> <p style="text-align: center;">You can record yourself playing an instrument, doing a magic trick or singing a song</p> <p style="text-align: center;">Have fun and don't forget to share it with us!!</p>
-----	---------------------------	---	--	---

**Additional lessons/resources:** If your child has completed the White Rose lesson sequence for the week, please see the link for **highly recommended** math challenge lessons where each video will help your children to build on the skills for the main task/challenge: [Iseemaths year 5 & 6](#).

**Starter activities:** <http://www.maths-starters.co.uk/> every activity can be made harder or easier – go on setting and chose **type** and **difficulty** followed by **generate**, check your answers by going on 'marking'; the exercise is explained in 'marking' 'about starter'  
<https://uk.ixl.com/math/year-6> 10 questions free every day; questions are marked and incorrect answers explained  
<https://www.visnos.com/demos> - online practice of key mathematical concepts

**English:** Spelling week 11 <https://spellingframe.co.uk/spelling-rule/5/Year-5-and-6>

Go on spelling rule – click 'practice/test', 'Begin practice', finally 'Begin test'. Check results. Will you have to do it again?

Feel free to practise other spellings from other year groups! Just log on and change the year group!

**Music/French:** Please check the home learning section for French and Music lessons for year 6.