

Supporting information

Bio-based aromatic amines from lignin-derived monomers

Enguerrand Blondiaux,^a Jeroen Bomon,^a Michał Smoleń,^a Nadya Kaval,^a Filip Lemière,^a Sergey Sergeyev,^a Ludo Diels,^b Bert Sels,^c Bert U.W. Maes^{a}*

^a Department of Chemistry, University of Antwerp, Groenenborgerlaan 171, B-2020 Antwerp,
Belgium

^b Flemish Inst Technol Res VITO, Boeretang 200, B-2400 Mol, Belgium

^c Center for Surface Chemistry and Catalysis, KU Leuven, Celestijnenlaan 200F, B-3001
Leuven, Belgium

E-mail: Bert.Maes@UAntwerpen.be

Number of pages: 155

Number of tables: 9

Number of figures: 22

Table of Contents

1	General considerations	S4
2	Methylation of 1a using dimethyl carbonate.....	S6
3	Oxidation of 2a into 3a	S8
4	Oxidation of 8 into 9	S10
5	Synthesis of 2a	S11
6	Synthesis of 2b	S12
7	Synthesis of 2c	S14
8	Synthesis of 2g and 2h	S15
9	Synthesis of 3a	S17
10	Synthesis of 4a	S19
11	Synthesis of 5a from 4a	S21
12	Synthesis of 5a from 1a	S22
13	Synthesis of 5b-c from 1a	S26
14	Synthesis of 5g-h from 1b	S30
15	Synthesis of 5d from 1a	S34
16	Synthesis of 7 from 1a	S38
17	Synthesis of 8 from 2a	S42
18	Synthesis of 9 from 8	S43
19	Synthesis of 10 from 4a	S44
20	Evaluation of the green credentials for the synthesis of 3,4-dimethoxyaniline (5a) and 2-bromo-4,5-dimethoxyaniline (7)	S45
20.1	Introduction.....	S45
20.2	The CHEM21 Green Metrics Toolkit	S46
20.2.1	Quantitative parameters	S46

20.2.2	Qualitative parameters	S48
20.3	Selection of a classical reference synthesis route for 3,4-dimethoxyaniline (5a) and 2-bromo-4,5-dimethoxyaniline (7) synthesis	S50
20.4	Comments regarding the metrics calculations	S52
20.5	Comparison of the green metrics for classical versus new route for 3,4-dimethoxyaniline (5a) and 2-bromo-4,5-dimethoxyaniline (7) synthesis	S55
20.6	Ethylation of 4-propylguaiacol (1a) with diethylcarbonate	S60
21	NMR spectra.....	S63
22	Copies of the Excel Sheets used for Green Metrics calculations	S105
22.1	Classical synthesis of 3,4-dimethoxyaniline (5a)	S105
22.2	Classical synthesis of 2-Bromo-4,5-dimethoxyaniline (7)	S119
22.3	New synthesis of 3,4-dimethoxyaniline (5a)	S135
22.4	New synthesis of 2-bromo-4,5-dimethoxyaniline (7)	S143
23	References	S153

1 General considerations

Chemicals:

All chemicals, including solvents, were bought from classical chemical suppliers and were used as supplied by providers unless otherwise noted. **1a** was obtained from Sigma-Aldrich. **1b** was prepared from **1a** following a reported procedure.¹ Heptane was distilled prior to use.

NMR:

Nuclear Magnetic Resonance (NMR) spectra were recorded on a Bruker Avance III 400 Fourier Transform NMR spectrometer in CDCl₃ at 300 K (unless stated otherwise). For ¹H NMR, samples were prepared using ca. 2 mg of compound dissolved in 0.4 mL of CDCl₃ and for carbon NMR using about 10 mg of compound dissolved in 0.4 mL of CDCl₃. All spectra were referenced to the tetramethylsilane signal (δ = 0.00 ppm for ¹H NMR, δ = 0.0 ppm for ¹³C{¹H} NMR). Chemical shifts (δ) are reported in ppm; coupling constants (*J*) are reported in Hz; splitting patterns are assigned s = singlet, d = doublet, t = triplet, q = quartet, quint = quintet, sext = sextet, sept = septet, dd = doublet of doublets, dt = doublet of triplets, dq = doublet of quartets, br = broad signal.

GC/MS:

Gas chromatography–mass spectrometry samples were prepared by dissolving 0.1–5 mg of the compound in acetone and further diluted to a concentration of 10⁻⁵–10⁻⁶ M. 10 μ L of the samples were injected. Apparatus was an Agilent Technologies 7890 A GC System coupled to an Agilent Technologies 5975 C inert MSD with triple-axis detector. Column was an Optima 725820.30 30 m \times 250 μ m \times 0.25 μ m. Carrier gas was helium.

HRMS:

High resolution mass spectrometry (HRMS) samples were prepared by dissolving 0.1-5 mg of the compound in MeOH/H₂O-8/2 containing 0.1% formic acid and further diluted to a concentration of 10⁻⁵-10⁻⁶ M. 10 µL of each sample was injected using the CapLC system (Waters, Manchester, UK) and electrosprayed using a standard electrospray source. Samples were injected with an interval of 3 minutes. Positive ion mode accurate mass spectra were acquired using a Q-TOF II instrument (Waters, Manchester, UK). The MS was calibrated prior to use with a 0.1% H₃PO₄ solution. The spectra were lock mass corrected using the known mass of the nearest H₃PO₄ cluster or nearest known background ion. Analytes were detected as protonated molecule. All measured masses are within a difference of 5 ppm compared to the calculated mass unless specified otherwise.

Melting points:

The melting points (uncorrected) were measured on Büchi Melting Point B-545 apparatus.

Chromatography:

Chromatographic purification of products was performed by using an automated flash chromatography BiotageTM system eluting with a flow rate of 30 mL/min, otherwise indicated, utilizing commercially available GraceTM GraceResolvTM Silica Flash Cartridges.

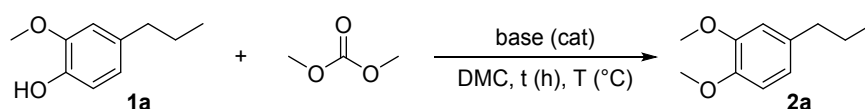
Chemicals prices:

Bulk chemical prices given in the article were based on the website zauba.com, relative to import/export data from India in 2016 and/or 2017. When no bulk chemical prices data were found, prices were selected from classical chemical suppliers like Sigma-Aldrich, Acros or TCI.

2 Methylation of **1a** using dimethyl carbonate

The methylation of 4-propylguaiacol (**1a**) with DMC was tested using the following bases: K₂CO₃, Cs₂CO₃, Rb₂CO₃, NaOH, NEt₃ and Proton-sponge® (1,8-bis(dimethylamino)naphthalene) (Table S1 and S2). A quantitative yield was obtained after 24 h at 200 °C using a catalytic loading of 1 mol% K₂CO₃ (entry 5, Table S2).

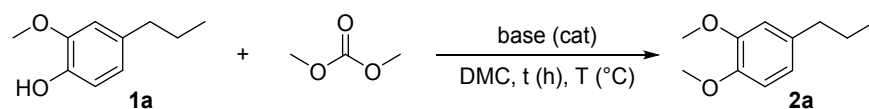
Table S1. Methylation of **1a** (0.50 mmol) using dimethyl carbonate.



Entry	Base	Eq.	t (h)	T (°C)	Yield (%)
1	K ₂ CO ₃	0.20	15	160	97
2	K ₂ CO ₃	1.5	1	160	33
3	K ₂ CO ₃	0.20	7.5	160	90
4	K ₂ CO ₃	0.50	7.5	160	91
5	Cs ₂ CO ₃	0.20	2	160	>99
6	Cs ₂ CO ₃	0.10	2	160	>99
7	Cs ₂ CO ₃	0.20	2	150	77
8	Cs ₂ CO ₃	0.20	2	140	68
9	Cs ₂ CO ₃	0.040	2	160	96
10	Rb ₂ CO ₃	0.20	2	160	>99
11	NaOH	0.20	6	160	29
12	NEt ₃	0.20	6	160	97
13	Proton-sponge®	0.20	6	160	0

Reaction conditions: **1a** (0.50 mmol), dimethyl carbonate (1 mL), reactions run in a sealed pressure tube; yields determined by GC/MS using 1,3,5-trimethoxybenzene as an internal standard.

Table S2. Methylation of **1a** (2.80 mmol) using dimethyl carbonate with lower catalyst loading.

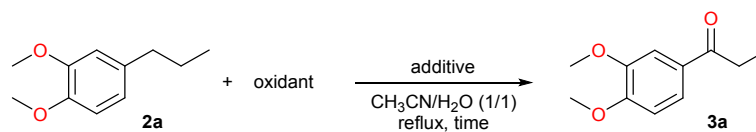


Entry	Base	Eq.	t (h)	T (°C)	Yield (%)
1	Cs ₂ CO ₃	0.1	24	160	94
2	Cs ₂ CO ₃	0.01	24	160	90
3	Cs ₂ CO ₃	0.01	24	200	>99
4	Cs ₂ CO ₃	0.005	24	200	>99
5	K ₂ CO ₃	0.01	24	200	>99

Reaction conditions: **1a** (2.80 mmol), dimethyl carbonate (6 - 6.33 equiv.), reactions run in a sealed pressure tube; yields determined by ¹H NMR using 1,3,5-trimethoxybenzene as an internal standard.

3 Oxidation of 2a into 3a

The oxidation of 4-propylveratrole (**1a**) was performed using a combination of a peroxydisulfate as oxidant and an additive, as shown in Table S3. When using 2.0 eq. of potassium peroxydisulfate, 36% of **3a** was obtained after 3 h under reflux (Table S3, entry 1). Full conversion of **2a** was obtained, indicating significant degradation. Replacing the K⁺ counterion by Na⁺ or NH₄⁺ under the same conditions gave 36% and 17% yield, respectively (Table S3, entries 2 and 3). Also in these cases a low mass balance was obtained. Other peroxide based oxidants such as Oxone® and H₂O₂ gave no conversion of the starting material (Table S3, entries 4 and 5). A set of additives was then screened in combination with sodium peroxydisulfate in order to increase the selectivity. Among the additives tested, 1.0 eq. of sodium acetate was found beneficial, giving a yield of 62%, while other bases gave only a marginal amount of reaction product (Table S3, entries 6–8). In particular, addition of H₂SO₄² was found unproductive (Table S3, entry 9). Decreasing the amount of sodium peroxydisulfate to 1.5 eq. led to a lower yield of 40% (Table S3, entry 10). When the quantity of sodium acetate was increased from 2.0 to 4.0 eq., the yield also decreased to 32% (Table S3, entry 11). On the contrary, decreasing the loading to 1.2 eq. the yield increased to 71% after 7 h (Table S3, entry 12). A similar yield was obtained when using 1.2 and 1.0 eq. NaOAc in 24 h (65%, Table S3, entries 13 and 14). However, the yield could be increased to 78% when increasing the oxidant loading to 2.5 eq. (Table S3, entry 15). The same yield was obtained after a reaction time of 16 h under the same conditions (Table S3, entry 16) or when slightly decreasing the Na₂S₂O₈ loading to 2.4 eq., keeping the NaOAc loading constant at 1.0 eq. (Table S3, entry 17). This last result is considered as the optimal reaction conditions for the benzylic oxidation.

Table S3. Oxidation of **2a** into **3a**.

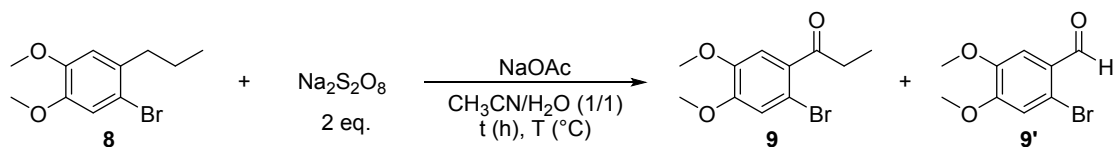
Entry	Oxidant	Eq.	Additive	Eq.	Time (h)	Conv. 2a (%)	Yield 3a (%)
1	K ₂ S ₂ O ₈	2.0	—	—	3	100	36
2	Na ₂ S ₂ O ₈	2.0	—	—	3	100	36
3	(NH ₄) ₂ S ₂ O ₈	2.0	—	—	3	88	17
4	Oxone®	2.0	—	—	3	0	0
5	H ₂ O ₂	2.0	—	—	3	0	0
6	Na ₂ S ₂ O ₈	2.0	NaOAc	2.0	3	100	62
7	Na ₂ S ₂ O ₈	2.0	NaOH	2.0	3	54	6
8	Na ₂ S ₂ O ₈	2.0	Na ₂ CO ₃	2.0	3	54	3
9	Na ₂ S ₂ O ₈	2.0	H ₂ SO ₄	2.0	3	29	0
10	Na ₂ S ₂ O ₈	1.5	NaOAc	2.0	3	75	40
11	Na ₂ S ₂ O ₈	2.0	NaOAc	4.0	3	100	32
12	Na ₂ S ₂ O ₈	2.0	NaOAc	1.2	7	100	71
13	Na ₂ S ₂ O ₈	2.0	NaOAc	1.2	24	100	65
14	Na ₂ S ₂ O ₈	2.0	NaOAc	1.0	24	100	65
15	Na ₂ S ₂ O ₈	2.5	NaOAc	1.0	24	100	78
16	Na ₂ S ₂ O ₈	2.5	NaOAc	1.0	16	100	78
17	Na ₂ S ₂ O ₈	2.4	NaOAc	1.0	16	100	78

Reaction conditions: **2a** (2.80 mmol) in CH₃CN/H₂O (50 mL, 1/1 mixture, Conc. = 0.056 M). Yields determined by ¹H NMR using 1,3,5-trimethoxybenzene as internal standard.

4 Oxidation of **8** into **9**

Oxidation of **8** was performed using Na₂S₂O₈ and variable quantities of NaOAc. **9** was obtained together with the corresponding aldehyde (**9'**). The best yield of **9** was obtained with 2.0 eq. NaOAc (34%, %, Table S4, entry 2) whereas the best yield of **9'** was obtained with 4.0 eq. NaOAc (29%, Table S4, entry 3).

Table S4. Oxidation of **8** into **9**.



Entry	Base	Eq.	t (h)	T (°C)	Conv (%)	Yield 9 (%)	Yield 9' (%)
1	—	—	16	80	100	19	2
2	NaOAc	2	16	80	100	34	20
3	NaOAc	4	16	80	100	5	29
4	NaOAc	8	16	80	100	5	20

Yields determined by NMR using 1,3,5-trimethoxybenzene as internal standard.

5 Synthesis of 2a

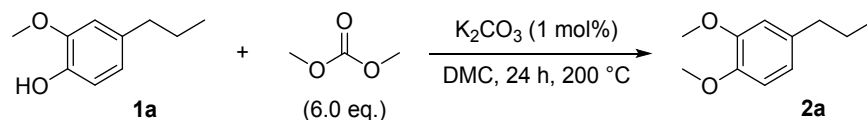
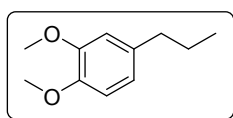


Figure S1. Methylation of 4-propylguaiacol (**1a**) with the use of dimethyl carbonate (DMC).

Procedure (MS538):

A 100 mL pressure tube, equipped with a magnetic stirring bar, was charged with potassium carbonate (26 mg, 0.19 mmol, 0.01 eq.), 2-methoxy-4-propylphenol (**1a**, 3.11 g, 3.00 mL, 18.8 mmol, 1.0 eq.) and dimethyl carbonate (10.13 g, 9.47 mL, 112 mmol, 6.0 eq.). The flask was sealed and the reaction mixture was heated at 200 °C for 24 h and cooled down to room temperature. The contents of the pressure tube was transferred with EtOAc (5 mL), filtered through cotton-wool into the round-bottom flask and the precipitate was washed with EtOAc (5 mL). The solvent was evaporated in order to afford **2a** as a pale yellow oil (3.39 g, 18.8 mmol, >99%).

Data of **2a** (EB576, MS538):



1,2-dimethoxy-4-propylbenzene (CAS: 5888-52-8)

Pale yellow oil

Spectral data are in accordance with literature³

¹H NMR (400 MHz, CDCl₃): δ 6.78 (d, 1H, $^3J = 8.6$ Hz, ArH), 6.71-6.70 (m, 2H, ArH), 3.86 (s, 3H, OCH₃), 3.84 (s, 3H, OCH₃), 2.53 (t, 2H, $^3J = 7.5$ Hz, CH₂CH₂CH₃), 1.62 (sext, 2H, $^3J = 7.5$ Hz, CH₂CH₂CH₃), 0.94 (t, 3H, $^3J = 7.5$ Hz, CH₂CH₂CH₃)

¹³C NMR (101 MHz, CDCl₃): δ 148.8 (C), 147.1 (C), 135.4 (C), 120.3 (CH), 111.9 (CH), 111.3 (CH), 56.0 (CH₃), 55.8 (CH₃), 37.7 (CH₂), 24.8 (CH₂), 13.8 (CH₃)

EI (+) (m/z): 180 (30), 165 (2), 151 (100), 107 (12)

HRMS (ESI): for C₁₁H₁₇O₂ [M+H]⁺ calcd 181.1229, found 181.1229

6 Synthesis of 2b

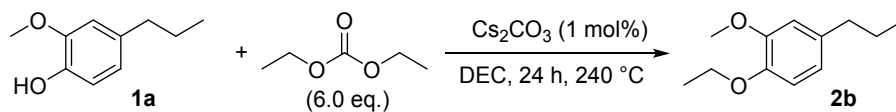


Figure S2. Ethylation of 4-propylguaiacol (**1a**) using diethyl carbonate (DEC).

Procedure (MS533):

A 100 mL pressure tube, equipped with a magnetic stirring bar, was charged with 2-methoxy-4-propylphenol (**1a**, 3 mL, 18.7 mmol, 1.0 eq.) cesium carbonate (0.061 g, 0.19 mmol, 1 mol%) and diethyl carbonate (13.62 mL, 112 mmol, 6.0 eq.). The tube was sealed and the reaction mixture was heated at 240 °C for 24 h in a sand bath. Subsequently, it was cooled to room temperature, filtered and the precipitate was washed with EtOAc (4 x 3 mL). The combined organic fractions were evaporated under reduced pressure to afford the pure product **2b** as a pale yellow powder in 99% yield (3.62 g, 18.6 mmol).

Alternative procedure for reference material (EB409):

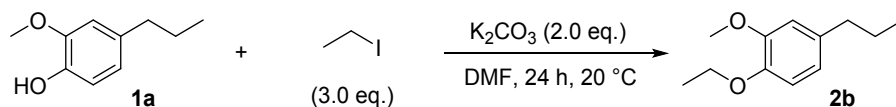
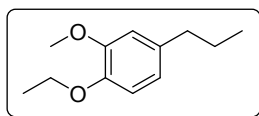


Figure S3. Ethylation of 4-propylguaiacol (**1a**) using ethyl iodide.

A 100 mL round bottomed flask, equipped with a magnetic stirring bar, was charged with 2-methoxy-4-propylphenol (**1a**, 2.00 mL, 12.5 mmol, 1.0 eq.), potassium carbonate (3.45 g, 25.0 mmol, 2.0 eq.) and DMF (10 mL). Iodoethane (3.0 mL, 37.5 mmol, 3.0 eq.) was added and the reaction mixture was stirred for 24 h at 20 °C. The solution was filtered, diluted with EtOAc (50 mL) and washed with an aqueous solution of saturated aq. NaCl (4 x 50 mL) and water (2 x 50 mL). The organic layer was dried over MgSO_4 , filtered and concentrated under reduced pressure in order to afford the desired compound **2b** in >99% yield (2.41 g, 12.4 mmol).

Data of **2b** (MS533, EB409):



1-ethoxy-2-methoxy-4-propylbenzene (CAS: 41827-22-9)

Pale yellow solid

Spectral data are not reported in literature

^1H NMR (400 MHz, CDCl_3): δ 6.79 (d, 1H, $^3J = 7.9$ Hz, ArH), 6.70-6.68 (m, 2H, ArH), 4.07 (q, 2H, $^3J = 7.0$ Hz, OCH_2CH_3), 3.86 (s, 3H, OCH_3), 2.52 (t, 2H, $^3J = 7.4$ Hz, $\text{CH}_2\text{CH}_2\text{CH}_3$), 1.62 (sext, 2H, $^3J = 7.4$ Hz, $\text{CH}_2\text{CH}_2\text{CH}_3$), 1.44 (t, 3H, $^3J = 7.0$ Hz, OCH_2CH_3), 0.94 (t, 3H, $^3J = 7.4$ Hz, $\text{CH}_2\text{CH}_2\text{CH}_3$)

^{13}C NMR (101 MHz, CDCl_3): δ 149.2 (C), 146.4 (C), 135.5 (C), 120.3 (CH), 113.0 (CH), 112.3 (CH), 64.5 (CH_2), 55.9 (CH_3), 37.7 (CH_2), 24.7 (CH_2), 14.9 (CH_3), 13.8 (CH_3)

EI (+) (m/z): 194 (45), 165 (35), 137 (100), 122 (8)

HRMS (ESI): for $\text{C}_{12}\text{H}_{19}\text{O}_2$ $[\text{M}+\text{H}]^+$ calcd 195.1385, found 195.1383

Melting point: 35–38 °C (not reported in literature)

7 Synthesis of 2c

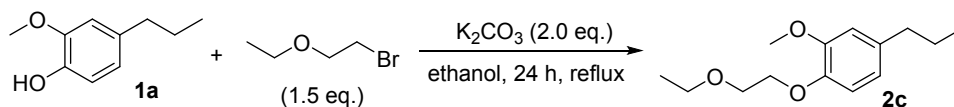
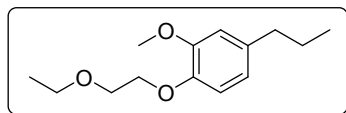


Figure S4. Synthesis of 1-(2-ethoxyethoxy)-2-methoxy-4-propylbenzene (**2c**) from 4-propylguaiacol (**1a**) and 2-bromoethyl ethyl ether.

Procedure (MS588):

A 50 mL round bottomed flask, equipped with a magnetic stirring bar, was charged with 2-methoxy-4-propylphenol (**1a**, 2.08 g, 12.5 mmol, 1.0 eq.), potassium carbonate (3.46 g, 25.0 mmol, 2.0 eq.) and ethanol (10 mL). 2-bromoethyl ethyl ether (2.35 mL, 18.8 mmol, 1.5 eq.) was added and the reaction mixture was stirred for 24 h under reflux. The reaction mixture was cooled down, filtered and solvent was evaporated. The residue was dissolved in EtOAc (10 mL) and filtered through cotton-wool. EtOAc was evaporated under reduced pressure to afford **2c** as a pale yellow oil (2.97 g, 12.5 mmol, 99%).

Data of **2c** (MS588, EB414):



1-(2-ethoxyethoxy)-2-methoxy-4-propylbenzene (no CAS number)

Pale yellow oil

Spectral data are not reported in literature

1H NMR (400 MHz, $CDCl_3$): δ 6.84 (d, 1H, $^3J = 7.9$ Hz, ArH), 6.72–6.66 (m, 2H, ArH), 4.15 (t, 2H, $^3J = 5.3$ Hz), 3.84 (s, 3H, OCH_3), 3.79 (t, 2H, $^3J = 5.3$ Hz), 3.59 (q, 2H, $^3J = 7.0$ Hz, OCH_2CH_3), 2.52 (t, 2H, $^3J = 7.5$ Hz, $CH_2CH_2CH_3$), 1.62 (sext, 2H, $^3J = 7.5$ Hz, $CH_2CH_2CH_3$), 1.22 (t, 3H, $^3J = 7.0$ Hz, OCH_2CH_3), 0.93 (t, 3H, $^3J = 7.5$ Hz, $CH_2CH_2CH_3$)

^{13}C NMR (101 MHz, $CDCl_3$): δ 149.6 (C), 146.4 (C), 136.2 (C), 120.4 (CH), 114.4 (CH), 112.6 (CH), 69.0 (CH_2), 68.9 (CH_2), 66.8 (CH_2), 56.0 (CH_3), 37.7 (CH_2), 24.7 (CH_2), 15.2 (CH_3), 13.8 (CH_3)

EI (+) (m/z): 238 (36), 166 (40), 137 (100), 105 (6)

HRMS (ESI): for $C_{14}H_{23}O_3$ $[M+H]^+$ calcd 239.1647, found 239.1644

8 Synthesis of 2g and 2h

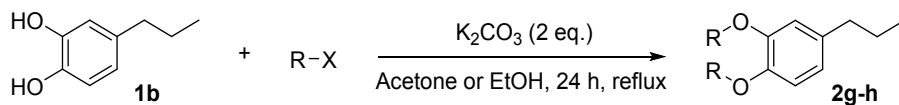
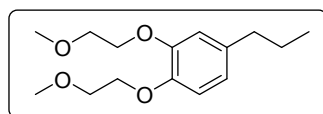


Figure S5. Alkylation of 4-propylcatechol (**1b**) using alkyl halides ($R-X$).

Procedure for **2g** (JBO-1356):

A 50 mL round bottomed flask, equipped with a magnetic stirring bar, was charged with 4-propylbenzene-1,2-diol (**1b**, 1.07 g, 7.00 mmol, 1.0 eq.), oven dried potassium carbonate (1.94 g, 14.0 mmol, 2.0 eq.) and dry acetone (10 mL). 2-Bromoethylmethylether (1.97 mL, 21.0 mmol, 3.0 eq.) was added and the reaction mixture was stirred for 24 h under reflux. The mixture was filtered, after which the filter was washed with acetone (20 mL). Filtrates were combined and evaporated under reduced pressure to afford **2g** (1.73 g, 6.45 mmol, 92%).

Data of **2g** (JBO-1356, EB610):



1,2-bis(2-methoxyethoxy)-4-propylbenzene (no CAS number)

Light brown oil

Spectral data are not reported in literature

1H NMR (400 MHz, $CDCl_3$): δ 6.84 (d, 1H, $^3J = 8.1$ Hz, ArH), 6.76 (s, 1H, ArH), 6.71 (d, 1H, $^3J = 8.1$ Hz, ArH), 4.15 (t, 2H, $^3J = 4.6$ Hz, OCH_2CH_2O), 4.13 (t, 2H, $^3J = 4.6$ Hz, OCH_2CH_2O), 3.75 (t, 2H, $^3J = 4.6$ Hz, OCH_2CH_2O), 3.74 (t, 2H, $^3J = 4.6$ Hz, OCH_2CH_2O), 3.44 (s, 3H, OCH_3), 3.44 (s, 3H, OCH_3), 2.50 (t, 2H, $^3J = 7.4$ Hz, $CH_2CH_2CH_3$), 1.60 (sext, 2H, $^3J = 7.4$ Hz, $CH_2CH_2CH_3$), 0.92 (t, 3H, $^3J = 7.4$ Hz, $CH_2CH_2CH_3$)

^{13}C NMR (101 MHz, $CDCl_3$): δ 149.0 (C), 147.2 (C), 136.5 (C), 121.4 (CH), 115.9 (CH), 115.5 (CH), 71.3 (CH_2), 71.3 (CH_2), 69.2 (CH_2), 69.0 (CH_2), 59.2 (CH_3), 59.1 (CH_3), 37.6 (CH_2), 24.6 (CH_2), 13.8 (CH_3)

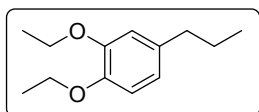
EI (+) (m/z): 268 (60), 210 (15), 178 (15), 149 (45), 123 (45), 59 (100)

HRMS (ESI): for $C_{15}H_{25}O_4$ $[M+H]^+$ calcd 269.1753, found 269.1747

Procedure for **2h** (JBO-1375):

A 50 mL round bottomed flask, equipped with a magnetic stirring bar, was charged with 4-propylbenzene-1,2-diol (**1b**, 1.07 g, 7.00 mmol, 1.0 eq.), potassium carbonate (3.87 g, 28.0 mmol, 4.0 eq.) and ethanol (10 mL). Iodoethane (2.25 mL, 28.0 mmol, 4.0 eq.) was added and the reaction mixture was stirred for 24 h under reflux. The mixture was filtered and evaporated under reduced pressure. The residue was dissolved in EtOAc (20 mL) and washed with an aqueous solution of NaOH (1 M, 10 mL). The organic layer was dried over MgSO₄, filtered and concentrated under reduced pressure in order to afford **2h** (1.44 g, 6.92 mmol, 99%).

Data of **2h** (JBO-1375, EB558):



1,2-diethoxy-4-propylbenzene (CAS: 497156-82-8)

Brown liquid

Spectral data are not reported in literature

¹H NMR (400 MHz, CDCl₃): δ 6.79 (d, 1H, ³*J* = 8.1 Hz, Ar*H*), 6.71 (d, 1H, ⁴*J* = 1.3 Hz, Ar*H*), 6.68 (d, 1H, ³*J* = 8.1 Hz, Ar*H*), 4.08 (q, 2H, ³*J* = 7.0 Hz, OCH₂CH₃), 4.06 (q, 2H, ³*J* = 7.0 Hz, OCH₂CH₃), 2.51 (t, 2H, ³*J* = 7.5 Hz, CH₂CH₂CH₃), 1.61 (sext, 2H, ³*J* = 7.5 Hz, CH₂CH₂CH₃), 1.43 (t, 3H, ³*J* = 7.0 Hz, OCH₂CH₃), 1.42 (t, 3H, ³*J* = 7.0 Hz, OCH₂CH₃), 0.93 (t, 3H, ³*J* = 7.5 Hz, CH₂CH₂CH₃)

¹³C NMR (101 MHz, CDCl₃): δ 148.7 (C), 146.9 (C), 135.7 (C), 120.6 (CH), 114.5 (CH), 114.0 (CH), 64.8 (CH₂), 64.6 (CH₂), 37.7 (CH₂), 24.7 (CH₂), 15.0 (CH₃), 15.0 (CH₃), 13.8 (CH₃)

EI (+) (m/z): 208 (65), 179 (35), 151 (90), 123 (100), 109 (25)

HRMS (ESI): for C₁₃H₂₁O₂ [M+H]⁺ calcd 209.1542, found 209.1544

9 Synthesis of 3a

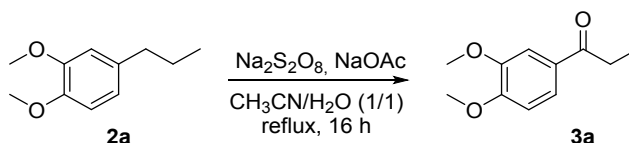


Figure S6. Benzylic oxidation of 1,2-dimethoxy-4-propylbenzene (**2a**).

Procedure (MS586):

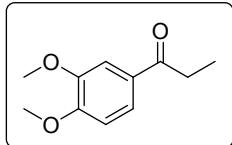
A 100 mL round bottomed flask, equipped with a magnetic stirring bar and a condenser, was charged with sodium persulfate (1.6 g, 6.72 mmol, 2.0 eq.), sodium acetate (230 mg, 2.80 mmol, 1.0 eq.), 1,2-dimethoxy-4-propylbenzene (**2a**, 505 mg, 2.80 mmol, 1.0 eq.), CH_3CN (25 mL) and H_2O (25 mL). The reaction mixture was stirred for 16 h under reflux, cooled down to room temperature and extracted with EtOAc (3×5 mL). Organic layers were combined and concentrated in order to afford a brown oil.

The crude mixture was purified with an automatic column chromatography system (column: 12 g Grace SiO_2 cartridge; eluent: gradient from 100% heptanes to 10% EtOAc in heptanes over 45 min and then 10% EtOAc in heptanes over 45 min). Fractions containing the desired product were collected and concentrated under reduced pressure. **3a** was obtained as a yellow powder (395 mg, 1.83 mmol, 73%).

Procedure with *t*BuOOH and $\text{FeCl}_3 \cdot 6\text{H}_2\text{O}$ (M. Nakanishi, C. Bolm, *Adv. Synth. Catal.* **2007**, 349, 861):

A 50 mL round bottomed flask, equipped with a magnetic stirring bar and a condenser, was charged with 1,2-dimethoxy-4-propylbenzene (**2a**, 178 μL , 1.00 mmol, 1.0 eq.), $\text{FeCl}_3 \cdot 6\text{H}_2\text{O}$ (27.0 mg, 0.100 mmol, 10 mol%), *t*BuOOH 70% (412 μL , 3.00 mmol, 3.0 eq.) and pyridine (10 mL). The reaction mixture was stirred for 64 h at 85 °C, cooled down to room temperature, diluted with HCl 1M (15 mL) and extracted with EtOAc (3×15 mL). Organic layers were combined and concentrated in order to afford a brown oil. The crude mixture was analysed by ^1H NMR using 1,3,5-trimethoxybenzene as an internal standard (**3e**, 0.124 mmol, 12%)

Data of **3a** (MS586, EB341):



1-(3,4-dimethoxyphenyl)propan-1-one (CAS: 1835-04-7)

Yellow powder

Spectral data are in accordance with literature⁴

¹H NMR (400 MHz, CDCl₃): δ 7.59 (dd, 1H, $^3J = 8.3$ Hz, $^4J = 1.7$ Hz, ArH), 7.55 (d, 1H, $^4J = 1.7$ Hz, ArH), 6.89 (d, 1H, $^3J = 8.3$ Hz, ArH), 3.94 (s, 3H, OCH₃), 3.94 (s, 3H, OCH₃), 2.96 (q, 2H, $^3J = 7.3$ Hz, CH₂CH₃), 1.22 (t, 3H, $^3J = 7.3$ Hz, CH₂CH₃)

¹³C NMR (101 MHz, CDCl₃): δ 199.5 (C), 153.2 (C), 149.1 (C), 130.3 (C), 122.6 (CH), 110.3 (CH), 110.1 (CH), 56.1 (CH₃), 56.0 (CH₃), 31.3 (CH₂), 8.6 (CH₃)

EI (+) (m/z): 194 (25), 165 (100), 137 (10), 122 (10), 79 (10)

HRMS (ESI): for C₁₁H₁₅O₃ [M+H]⁺ calcd 195.1021, found 195.1017

Melting point: 58–59 °C (in accordance with literature⁴)

10 Synthesis of 4a

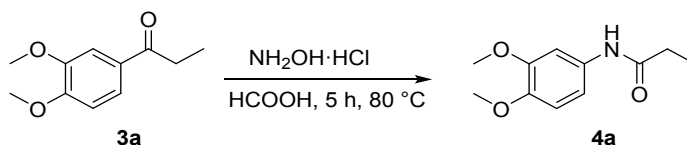


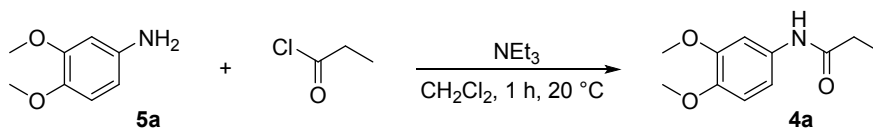
Figure S7. Beckmann rearrangement of 1-(3,4-dimethoxyphenyl)propan-1-one (**3a**).

Procedure (JBO-1350):

A 50 mL round bottomed flask, equipped with a magnetic stirring bar and a condenser, was charged with **3a** (1.26 g, 6.50 mmol, 1.0 eq.), hydroxylammonium chloride (903 mg, 13.0 mmol, 2.0 eq.) and formic acid (10 mL). The reaction mixture was stirred at 80 °C for 5 h, cooled down to room temperature, diluted with H_2O (10 mL) and extracted with MTBE (3×15 mL). The organic layers were combined and concentrated under reduced pressure in order to afford a brown oil, which was purified with an automatic column chromatography system (column: 12 g SiO_2 cartridge; flow rate: 25 mL/min; eluent: gradient from 100% heptanes to 50% EtOAc in heptanes over 30 min, 50% EtOAc in heptanes over 10 min). Fractions containing the desired product were collected and concentrated under reduced pressure. **4a** was obtained as a white powder (1.01 g, 4.81 mmol, 74%).

Alternative procedure for reference material (EB322):

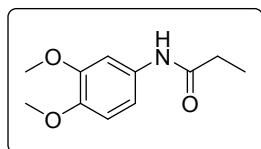
Since **4a** is not reported in literature, it was independently synthesised according to the following procedure in order to unambiguously compare it with the product obtained from **3a** following the previous procedure.



A 100 mL round bottomed flask, equipped with a magnetic stirring bar, was charged with 3,4-dimethoxyaniline (**5a**, 6.00 g, 39.2 mmol, 1.0 eq.), triethylamine (5.46 mL, 39.2 mmol, 1.0 eq.) and CH_2Cl_2 (40 mL). The reaction mixture was cooled to 0 °C using an ice bath. Propionyl chloride (3.76 mL, 43.1 mmol, 1.1 eq.) was added dropwise over 10 min at 0 °C. The reaction mixture was stirred in the ice bath reaching room temperature over ca. 1 h and was subsequently is washed with

an aqueous 1 M HCl solution (30 mL). The organic layer was filtered through 2 cm silica and concentrated under reduced pressure to afford **4a** as a purple powder (6.64 g, 31.8 mmol, 81%). **4a** can be further purified by crystallization. Therefore, the crude material was diluted with 1,4-dioxane (5 mL), heated at reflux conditions for 1 h, cooled down to 0 °C, filtered and washed with cold 1,4-dioxane (10 mL). **4a** was obtained as a light grey powder (5.74 g, 27.4 mmol, 70%).

Data of **4a** (EB322) (all analytical data were identical for the compounds obtained by the 2 different methods):



N-(3,4-dimethoxyphenyl)propanamide (CAS: 63914-26-1)

Light grey powder

Spectral data are not reported in literature

¹H NMR (400 MHz, CDCl₃): δ 7.40 (s broad, NH), 7.38 (d, 1H, ⁴*J* = 1.5 Hz, Ar*H*), 6.86 (dd, 1H, ³*J* = 8.5 Hz, ⁴*J* = 1.5 Hz, Ar*H*), 6.78 (d, 1H, ³*J* = 8.5 Hz, Ar*H*), 3.85 (s, 3H, OCH₃), 3.84 (s, 3H, OCH₃), 2.37 (q, 2H, ³*J* = 7.5 Hz, CH₂CH₃), 1.23 (t, 3H, ³*J* = 7.5 Hz, CH₂CH₃)

¹³C NMR (101 MHz, CDCl₃): δ 172.1 (C), 149.1 (C), 145.8 (C), 131.8 (C), 111.8 (CH), 111.5 (CH), 105.1 (CH), 56.2 (CH₃), 55.9 (CH₃), 30.6 (CH₂), 9.7 (CH₃)

EI (+) (m/z): 209 (50), 153 (40), 138 (100), 125 (10), 110 (25)

HRMS (ESI): for C₁₁H₁₆NO₃ [M+H]⁺ calcd 210.1130, found 210.1123

Melting point: 100–102 °C (not reported in literature)

11 Synthesis of 5a from 4a

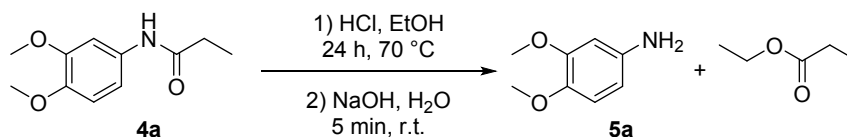
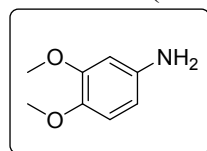


Figure S8. Alcoholysis of *N*-(3,4-dimethoxyphenyl)propanamide (**4a**).

Procedure (JBO-1360):

A 25 mL round bottomed flask, equipped with a magnetic stirring bar and a condenser, was charged with **4a** (418 mg, 2.0 mmol, 1.0 eq.) and a 1.25 M HCl solution in ethanol (1.92 mL, 2.4 mmol, 1.2 eq.). The reaction mixture was stirred at 70 °C for 24 h, cooled down to room temperature and concentrated under reduced pressure. The distillate, containing ethyl propionate and EtOH, was analysed by GC/MS and the yield of ethyl propionate was determined using a calibration curve made with a pure commercial sample of ethyl propionate. The crude mixture, containing **5a** as a hydrochloride, was diluted with water (3 mL) and washed with EtOAc (3 mL). To the aqueous layer was added solid NaOH (120 mg, 1.5 eq.) and the obtained solution was extracted with EtOAc (3 x 5 mL). The organic fractions from this extraction were combined concentrated under reduced pressure in order to afford **5a** as a light brown powder (293 mg, 1.91 mmol, 96%).

Data of **5a** (JBO-1360, EB630)



3,4-dimethoxyaniline (CAS: 6315-89-5)

Light brown powder

Spectral data are in accordance with literature⁵

¹H NMR (400 MHz, CDCl₃): δ 6.70 (d, 1H, ³*J* = 8.5 Hz), 6.30 (d, 1H, ⁴*J* = 2.5 Hz), 6.23 (dd, 1H, ³*J* = 8.5 Hz, ⁴*J* = 2.5 Hz), 3.82 (s, 3H, OCH₃), 3.80 (s, 3H, OCH₃), 3.45 (s broad, 2H, NH₂)

¹³C NMR (101 MHz, CDCl₃): δ 150.0 (C), 142.3 (C), 140.7 (C), 113.3 (CH), 106.5 (CH), 100.9 (CH), 56.7 (CH₃), 55.8 (CH₃)

EI (+) (m/z): 153 (100), 138 (100), 125 (7), 110 (65), 95 (28)

HRMS (ESI): for C₈H₁₂NO₂ [M+H]⁺ calcd 154.0868, found 154.0871

Melting point: 84–87 °C (in accordance with literature⁶)

12 Synthesis of 5a from 1a

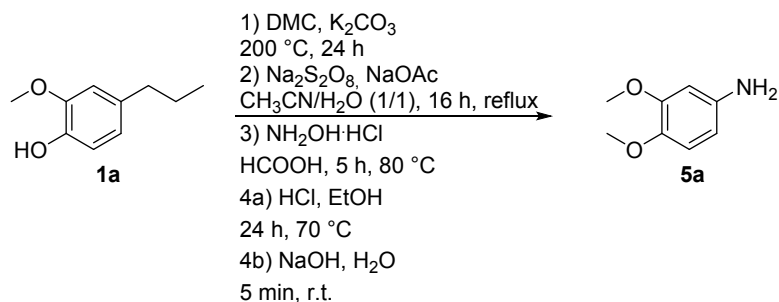


Figure S9. 4-Step approach for the transformation of 4-propylguaiacol (**1a**) into 3,4-dimethoxyaniline (**5a**).

In the following procedures, the synthesis of **5a** starting from **1a** is described, without purification of intermediates after each step.

The following procedure was used for obtaining the reaction product **5a** in the highest yield.

Step 1 (MS538):

A 100 mL pressure tube, equipped with a magnetic stirring bar, was charged with potassium carbonate (26 mg, 0.19 mmol, 0.01 eq.), 2-methoxy-4-propylphenol (**1a**, 3.11 g, 3.00 mL, 18.7 mmol, 1.0 eq.) and dimethyl carbonate (10.13 g, 112 mmol, 6.0 eq.) (9.47 mL). The flask was sealed and the reaction mixture was heated at 200 °C for 24 h and cooled down to room temperature. The contents of the pressure tube was transferred with EtOAc (5 mL), filtered through cotton-wool into the round-bottom flask and the precipitate was washed with EtOAc (5 mL). The solvent was evaporated in order to afford 1,2-dimethoxy-4-propylbenzene (**2a**) as a pale yellow oil (3.37 g, 18.8 mmol, >99%).

Step 2 (JBO-1361):

A 100 mL round bottomed flask, equipped with a magnetic stirring bar and a condenser, was charged with sodium persulfate (1.60 g, 6.72 mmol, 2.4 eq.), sodium acetate (230 mg, 2.80 mmol, 1.0 eq.), 1,2-dimethoxy-4-propylbenzene (**2a**, 505 mg, 2.80 mmol, 1.0 eq.), CH_3CN (25 mL) and H_2O (25 mL). The reaction mixture was stirred under reflux for 16 h, cooled down to room temperature and extracted with EtOAc (3×5 mL). The organic layers were combined and concentrated under reduced pressure in order to afford a brown oil.

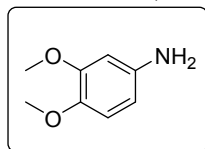
Step 3 (JBO-1362):

A 100 mL round bottomed flask, equipped with a magnetic stirring bar and a condenser, was charged with the crude mixture obtained in step 2, containing 1-(3,4-dimethoxyphenyl)propan-1-one (**3a**) (around 2.08 mmol, 1.0 eq.), hydroxylammonium chloride (288 mg, 4.15 mmol, 2.0 eq.) and formic acid (3.2 mL). The reaction mixture was stirred at 80 °C for 5 h, cooled down to room temperature, diluted with H₂O (5 mL) and extracted with MTBE (3×10 mL). The organic layers are combined and concentrated under reduced pressure in order to afford a black oil.

Step 4 (JBO-1363):

A 25 mL round bottomed flask, equipped with a magnetic stirring bar and a condenser, was charged with the crude mixture obtained in step 3, containing *N*-(3,4-dimethoxyphenyl)propionamide (**4a**) (around 1.56 mmol, 1.0 eq.), and a 1.25 M HCl solution in ethanol (2.5 mL, 3.12 mmol, 2.0 eq.). The reaction mixture was stirred at 70 °C for 24 h, cooled down to room temperature and concentrated under reduced pressure. The crude mixture, containing 3,4-dimethoxyaniline (**5a**) as a hydrochloride, was diluted with water (5 mL), washed with EtOAc (5 mL) in order to remove organic by-products. To the aqueous phase was added solid NaOH (93 mg, 1.5 eq.) and the product was extracted with EtOAc (3×5 mL). The combined organic layers are dried over MgSO₄ and concentrated under reduced pressure in order to afford **5a** as a light brown powder (224 mg, 1.46 mmol, 52% over 3 steps).

Data of **5a** (JBO-1363, EB425):



3,4-dimethoxyaniline (CAS: 6315-89-5)

Light brown powder

Spectral data are in accordance with literature⁵

¹H NMR (400 MHz, CDCl₃): δ 6.70 (d, 1H, ³*J* = 8.5 Hz), 6.30 (d, 1H, ⁴*J* = 2.5 Hz), 6.23 (dd, 1H, ³*J* = 8.5 Hz, ⁴*J* = 2.5 Hz), 3.82 (s, 3H, OCH₃), 3.80 (s, 3H, OCH₃), 3.45 (s broad, 2H, NH₂)

¹³C NMR (101 MHz, CDCl₃): δ 150.0 (C), 142.3 (C), 140.7 (C), 113.3 (CH), 106.5 (CH), 100.9 (CH), 56.7 (CH₃), 55.8 (CH₃)

EI (+) (m/z): 153 (100), 138 (100), 125 (7), 110 (65), 95 (28)

HRMS (ESI): for C₈H₁₂NO₂ [M+H]⁺ calcd 154.0868, found 154.0871

Melting point: 84–87 °C (in accordance with literature⁶)

The following experimental procedure was used for the green metrics calculations.

Step 1 (MS538):

A 100 mL pressure tube, equipped with a magnetic stirring bar, was charged with potassium carbonate (26 mg, 0.19 mmol, 0.01 eq.), 2-methoxy-4-propylphenol (**1a**, 3.11 g, 3.00 mL, 18.7 mmol, 1.0 eq.) and dimethyl carbonate (10.13 g, 112 mmol, 6.0 eq.) (9.47 mL). The flask was sealed and the reaction mixture was heated at 200 °C for 24 h and cooled down to room temperature. The contents of the pressure tube was transferred with EtOAc (5 mL), filtered through cotton-wool into the round-bottom flask and the precipitate was washed with EtOAc (5 mL). The solvent was evaporated in order to afford 1,2-dimethoxy-4-propylbenzene (**2a**) as a pale yellow oil (3.37 g, 18.8 mmol, >99%).

Step 2 (JBO-1364):

A 100 mL round bottomed flask, equipped with a magnetic stirring bar and a condenser, was charged with sodium persulfate (1.60 g, 6.72 mmol, 2.4 eq.), sodium acetate (230 mg, 2.80 mmol, 1.0 eq.), 1,2-dimethoxy-4-propylbenzene (**2a**, 505 mg, 2.80 mmol, 1.0 eq.), CH₃CN (12 mL) and H₂O (12 mL). The reaction mixture was stirred under reflux for 16 h, cooled down to room temperature and extracted with EtOAc (3×5 mL). The organic layers were combined and concentrated under reduced pressure in order to afford a brown oil.

Step 3 (JBO-1365):

A 50 mL round bottomed flask, equipped with a magnetic stirring bar and a condenser, was charged with the crude mixture obtained in step 2, containing 1-(3,4-dimethoxyphenyl)propan-1-one (**3a**) (around 1.68 mmol, 1.0 eq.), hydroxylammonium chloride (233 mg, 3.36 mmol, 2.0 eq.) and formic acid (2.5 mL). The reaction mixture was stirred at 80 °C for 5 h, cooled down to room temperature, diluted with H₂O (5 mL) and extracted with MTBE (3×10 mL). The organic layers were combined and concentrated under reduced pressure in order to afford a black oil.

Step 4 (JBO-1366):

A 25 mL round bottomed flask, equipped with a magnetic stirring bar and a condenser, was charged with the crude mixture obtained in step 3, containing *N*-(3,4-dimethoxyphenyl)propionamide (**4a**) (around 1.26 mmol, 1.0 eq.), and a 1.25 M HCl solution in ethanol (2.0 mL, 2.50 mmol, 2.0 eq.). The reaction mixture was stirred at 70 °C for 24 h, cooled down to room temperature and concentrated under reduced pressure. The crude mixture, containing 3,4-dimethoxyaniline (**5a**) as a hydrochloride, was diluted with water (5 mL), washed with EtOAc (5 mL) in order to remove organic by-products. To the aqueous phase was added solid NaOH (75 mg, 1.5 eq.) and the product was extracted with EtOAc (3×5 mL). The combined organic layers are dried over MgSO₄ and concentrated under reduced pressure in order to afford **5a** as a light brown powder (177 mg, 1.16 mmol, 41% over 4 steps). The obtained spectral data are in accordance with those obtained before.

13 Synthesis of 5b-c from 1a

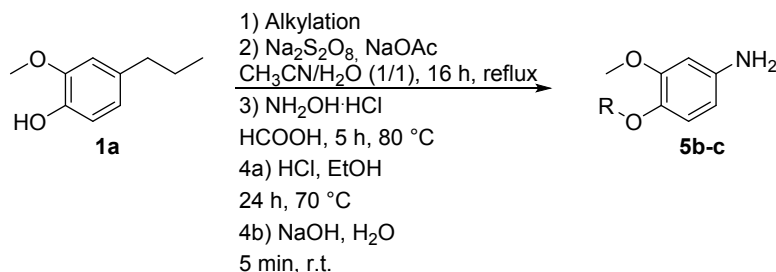


Figure S10. 4-Step approach for the transformation of 4-propylguaiacol (**1a**) into 3-methoxy-4-alkoxyanilines **5b-c**.

Procedure for **5b** :

Step 1 (MS533):

A 100 mL pressure tube, equipped with a magnetic stirring bar, was charged with 2-methoxy-4-propylphenol (**1a**, 3 mL, 18.7 mmol, 1.0 eq.), cesium carbonate (0.061 g, 0.19 mmol, 1 mol%) and diethyl carbonate (13.62 mL, 112 mmol, 6.0 eq.). The tube was sealed and the reaction mixture was heated at 240 °C for 24 h in a sand bath. Subsequently, it was cooled to room temperature, filtered and the precipitate was washed with EtOAc (4 x 3 mL). The combined organic fractions were evaporated under reduced pressure to afford the pure product **2b** as a pale yellow powder in 99% yield (3.62 g, 18.63 mmol).

Step 2 (MS592):

A 100 mL round bottomed flask, equipped with a magnetic stirring bar and a condenser, was charged with sodium persulfate (1.60 g, 6.72 mmol, 2.4 eq.), sodium acetate (230 mg, 2.80 mmol, 1.0 eq.), 1-ethoxy-2-methoxy-4-propylbenzene (**2b**, 544 mg, 2.80 mmol, 1.0 eq.), CH₃CN (25 mL) and H₂O (25 mL). The reaction mixture was stirred under reflux for 16 h, cooled down to room temperature and extracted with EtOAc (3×5 mL). The organic layers were combined and concentrated under reduced pressure in order to afford a brown oil.

Step 3 (MS598):

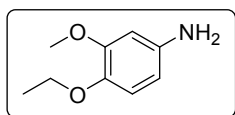
A 100 mL round bottomed flask, equipped with a magnetic stirring bar and a condenser, was charged with the crude mixture obtained in step 2, containing 1-(4-ethoxy-3-

methoxyphenyl)propan-1-one (**3b**), hydroxylammonium chloride (378 mg, 5.44 mmol, 2.0 eq.) and formic acid (4.2 mL). The reaction mixture was stirred at 80 °C for 5 h, cooled down to room temperature, diluted with H₂O (5 mL) and extracted with MTBE (3×10 mL). The organic layers are combined and concentrated under reduced pressure in order to afford a black oil.

Step 4 (MS603):

A 25 mL round bottomed flask, equipped with a magnetic stirring bar and a condenser, was charged with the crude mixture obtained in step 3, containing *N*-(4-ethoxy-3-methoxyphenyl)propionamide (**4b**), and a 1.25 M HCl solution in ethanol (9.6 mL, 12.0 mmol, 2.0 eq.). The reaction mixture was stirred at 70 °C for 24 h, cooled down to room temperature and concentrated under reduced pressure. The crude mixture, containing 3,4-dimethoxyaniline (**5a**) as a hydrochloride, was diluted with water (5 mL), washed with EtOAc (5 mL) in order to remove organic by-products. To the aqueous phase was added solid NaOH (179 mg, 1.5 eq.) and the product was extracted with EtOAc (3×5 mL). The combined organic layers are dried over MgSO₄ and concentrated under reduced pressure in order to afford **5b** as a light brown powder (303 mg, 1.81 mmol, 65% over 4 steps).

Data of **5b** (EB419, MS603):



4-ethoxy-3-methoxyaniline (CAS: 19782-77-5)

Brown solid

Spectral data are not reported in literature

¹H NMR (400 MHz, CDCl₃): δ 6.71 (d, 1H, ³*J* = 8.4 Hz, *ArH*), 6.29 (d, 1H, ⁴*J* = 2.2 Hz, *ArH*), 6.20 (dd, 1H, ³*J* = 8.4 Hz, ⁴*J* = 2.2 Hz, *ArH*), 3.99 (q, 2H, ³*J* = 7.0 Hz, OCH₂CH₃), 3.80 (s, 3H, OCH₃), 3.45 (s broad, 2H, NH₂), 1.39 (t, 3H, ³*J* = 7.0 Hz, OCH₂CH₃)

¹³C NMR (101 MHz, CDCl₃): δ 150.6 (C), 141.3 (C), 141.0 (C), 115.7 (CH), 106.6 (CH), 101.0 (CH), 65.5 (CH₂), 55.8 (CH₃), 15.0 (CH₃)

EI (+) (m/z): 167 (75), 138 (100), 124 (12), 110 (50), 96 (20)

HRMS (ESI): for C₉H₁₄NO₂ [M+H]⁺ calcd 168.1025, found 168.1017

Melting point: 59–61 °C (not reported in literature)

Procedure for **5c** :

Step 1 (MS588):

A 50 mL round bottomed flask, equipped with a magnetic stirring bar, was charged with 2-methoxy-4-propylphenol (**1a**, 2.87 g, 2.35 mL, 12.5 mmol, 1.0 eq.), potassium carbonate (3.46 g, 25.0 mmol, 2.0 eq.) and ethanol (10 mL). 2-bromoethyl ethyl ether (2.87 g, 2.35 mL, 18.7 mmol, 1.5 eq.) was added and the reaction mixture was stirred for 24 h under reflux. The reaction mixture was cooled down, filtered and solvent was evaporated. The residue was dissolved in EtOAc (10 mL) and filtered through cotton-wool. EtOAc was evaporated under reduced pressure to afford **2c** as a pale yellow oil (2.97 g, 12.7 mmol, 99%).

Step 2 (MS593):

A 100 mL round bottomed flask, equipped with a magnetic stirring bar and a condenser, was charged with sodium persulfate (1.60 g, 6.72 mmol, 2.4 eq.), sodium acetate (230 mg, 2.80 mmol, 1.0 eq.), 1-(2-ethoxyethoxy)-3-methoxy-4-propylbenzene (**2c**, 667 mg, 2.80 mmol, 1.0 eq.), CH₃CN (25 mL) and H₂O (25 mL). The reaction mixture was stirred under reflux for 16 h, cooled down to room temperature and extracted with EtOAc (3×5 mL). The organic layers were combined and concentrated under reduced pressure in order to afford a brown oil.

Step 3 (MS599):

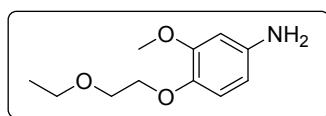
A 100 mL round bottomed flask, equipped with a magnetic stirring bar and a condenser, was charged with the crude mixture obtained in step 2, containing 1-(4-(2-ethoxyethoxy)-3-methoxyphenyl)propan-1-one (**3c**), hydroxylammonium chloride (385 mg, 5.54 mmol, 2.1 eq.) and formic acid (4.3 mL). The reaction mixture was stirred at 80 °C for 5 h, cooled down to room temperature, diluted with H₂O (5 mL) and extracted with MTBE (3×10 mL). The organic layers are combined and concentrated under reduced pressure in order to afford a black oil.

Step 4 (MS604):

A 25 mL round bottomed flask, equipped with a magnetic stirring bar and a condenser, was charged with the crude mixture obtained in step 3, containing *N*-(4-(2-ethoxyethoxy)-3-methoxyphenyl)propionamide (**4c**), and a 1.25 M HCl solution in ethanol (9.6 mL, 12.0 mmol, 2.0 eq.). The reaction mixture was stirred at 70 °C for 24 h, cooled down to room temperature and

concentrated under reduced pressure. The crude mixture, containing 3,4-dimethoxyaniline (**5c**) as a hydrochloride, was diluted with water (5 mL), washed with EtOAc (5 mL) in order to remove organic by-products. To the aqueous phase was added solid NaOH (180 mg, 1.5 eq.) and the product was extracted with EtOAc (3×5 mL). The combined organic layers are dried over MgSO₄ and concentrated under reduced pressure in order to afford **5c** as a light brown powder (360 mg, 1.70 mmol, 61% over 4 steps).

Data of **5c** (EB439, MS604):



4-(2-ethoxyethoxy)-3-methoxyaniline (CAS: 1250195-73-3)

Dark brown oil

Spectral data are not reported in literature

¹H NMR (400 MHz, CDCl₃): δ 6.77 (d, 1H, ³*J* = 8.4 Hz, *ArH*), 6.28 (d, 1H, ⁴*J* = 2.3 Hz, *ArH*), 6.19 (dd, 1H, ³*J* = 8.4 Hz, ⁴*J* = 2.3 Hz, *ArH*), 4.07 (t, 2H, ³*J* = 5.4 Hz, OCH₂CH₂O), 3.79 (s, 3H, OCH₃), 3.74 (t, 2H, ³*J* = 5.4 Hz, OCH₂CH₂O), 3.58 (q, 2H, ³*J* = 7.0 Hz, OCH₂CH₃), 3.50 (s broad, 2H, NH₂), 1.22 (t, 3H, ³*J* = 7.0 Hz, OCH₂CH₃)

¹³C NMR (101 MHz, CDCl₃): δ 151.0 (C), 141.7 (C), 141.2 (C), 117.3 (CH), 106.7 (CH), 101.0 (CH), 70.0 (CH₂), 69.2 (CH₂), 66.7 (CH₂), 55.8 (CH₃), 15.2 (CH₃)

EI (+) (m/z): 211 (60), 139 (100), 124 (35), 110 (30), 96 (15), 80 (12)

HRMS (ESI): for C₁₁H₁₈NO₃ [M+H]⁺ calcd 212.1287, found 212.1283

14 Synthesis of 5g-h from 1b

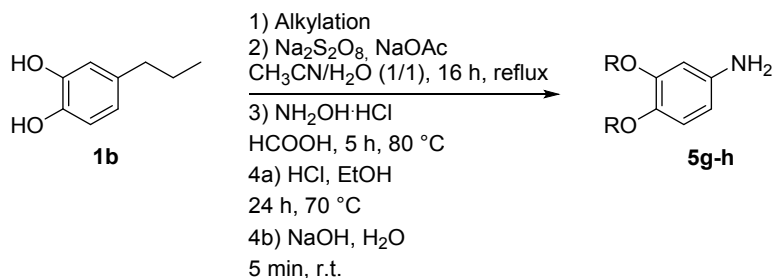


Figure S11. 4-Step approach for the transformation of 4-propylcatechol (**1b**) into 3,4-dialkoxyanilines **5g-h**.

Procedure for **5h**:

Step 1 (JBO-1375):

A 50 mL round bottomed flask, equipped with a magnetic stirring bar, was charged with 4-propylbenzene-1,2-diol (**1b**, 1.07 g, 7.00 mmol, 1.0 eq.), potassium carbonate (3.87 g, 28.0 mmol, 4.0 eq.) and ethanol (10 mL). Iodoethane (2.25 mL, 28.0 mmol, 4.0 eq.) was added and the reaction mixture was stirred for 24 h under reflux. The mixture was filtered and evaporated under reduced pressure. The residue was dissolved in EtOAc (20 mL) and washed with an aqueous solution of NaOH (1 M, 10 mL). The organic layer was dried over MgSO₄, filtered and concentrated under reduced pressure in order to afford **2h** (1.44 g, 6.92 mmol, 99%).

Step 2 (MS597):

A 100 mL round bottomed flask, equipped with a magnetic stirring bar and a condenser, was charged with sodium persulfate (1.6 g, 6.72 mmol, 2.4 eq.), sodium acetate (230 mg, 2.80 mmol, 1.0 eq.), 1,2-diethoxy-4-propylbenzene (**2h**, 583 mg, 2.80 mmol, 1 eq.), CH₃CN (25 mL) and H₂O (25 mL). The reaction mixture was stirred under reflux for 16 h, cooled down to room temperature and extracted with EtOAc (3×5 mL). The organic layers are combined and concentrated in order to afford a brown oil.

Step 3 (MS602):

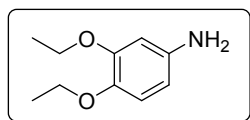
A 50 mL round bottomed flask, equipped with a magnetic stirring bar and a condenser, was charged with previous crude mixture containing 1-(3,4-dimethoxyphenyl)propan-1-one (**3h**),

hydroxylammonium chloride (380 mg, 5.46 mmol, 2 eq.) and formic acid (4.43 mL). The reaction mixture was stirred at 80 °C for 5 h, cooled down to room temperature, diluted with H₂O (5 mL) and extracted with MTBE (3×10 mL). The organic layers were combined and concentrated under reduced pressure in order to afford a black oil.

Step 4 (MS607):

A 50 mL round bottomed flask, equipped with a magnetic stirring bar and a condenser, is charged with previous crude mixture containing *N*-(3,4-dimethoxyphenyl)propionamide (**4h**), and a 1.25 M HCl solution in ethanol (12 mL, 14.9 mmol, 4 eq.). The reaction mixture was stirred at 70 °C for 24 h, cooled down to room temperature and concentrated under reduced pressure. Crude mixture containing 3,4-diethoxyaniline (**5h**) as a hydrochloride was diluted with water (4 mL), washed with EtOAc (3 mL) in order to remove organic by-products, basified with NaOH (223 mg, 5.58 mmol, 1.5 equiv.) and extracted with EtOAc (3×5 mL). The organic layers were concentrated in order to afford pure 3,4-diethoxyaniline (**5h**) as a dark brown solid (274 mg, 1.51 mmol, 54% over 4 steps).

Data of **5h** (MS607, EB589):



3,4-diethoxyaniline (CAS: 39052-12-5)

Dark brown solid

¹H spectral data are in accordance with literature;⁷ ¹³C spectral data are not reported in literature

¹H NMR (400 MHz, CDCl₃): δ 6.72 (d, 1H, ³J = 8.4 Hz, ArH), 6.30 (d, 1H, ⁴J = 2.4 Hz, ArH), 6.20 (dd, 1H, ³J = 8.4 Hz, ⁴J = 2.4 Hz, ArH), 4.02 (q, 2H, ³J = 7.0 Hz, OCH₂CH₃), 3.99 (q, 2H, ³J = 7.0 Hz, OCH₂CH₃), 3.44 (s broad, 2H, NH₂), 1.41 (t, 3H, ³J = 7.0 Hz, OCH₂CH₃), 1.37 (t, 3H, ³J = 7.0 Hz, OCH₂CH₃)

¹³C NMR (101 MHz, CDCl₃): δ 150.2 (C), 141.7 (C), 141.2 (C), 116.9 (CH), 106.9 (CH), 102.6 (CH), 66.0 (CH₂), 64.4 (CH₂), 15.1 (CH₃), 14.9 (CH₃)

EI (+) (m/z): 181 (60), 152 (40), 136 (5), 124 (100), 96 (60)

HRMS (ESI): for C₁₀H₁₆NO₂ [M+H]⁺ calcd 182.1181, found 182.1185

Melting point: 40–42 °C (not reported in literature)

Procedure for **5g**:

Step 1 (JBO-1356):

A 50 mL round bottomed flask, equipped with a magnetic stirring bar, was charged with 4-propylbenzene-1,2-diol (**1b**, 1.07 g, 7.00 mmol, 1.0 eq.), oven dried potassium carbonate (1.94 g, 14.0 mmol, 2.0 eq.) and dry acetone (10 mL). 2-Bromoethylmethylether (1.97 mL, 21.0 mmol, 3.0 eq.) was added and the reaction mixture was stirred for 24 h under reflux. The mixture was filtered, after which the filter was washed with acetone (20 mL). Filtrates were combined and evaporated under reduced pressure to afford **2g** (1.73 g, 6.45 mmol, 92%).

Step 2 (MS596)

A 100 mL round bottomed flask, equipped with a magnetic stirring bar and a condenser, was charged with sodium persulfate (1.6 g, 6.72 mmol, 2.4 eq.), sodium acetate (230 mg, 2.80 mmol, 1.0 eq.), 1,2-bis(2-methoxyethoxy)-4-propylbenzene (**2g**, 751 mg, 2.80 mmol, 1.0 eq.), CH₃CN (25 mL) and H₂O (25 mL). The reaction mixture was stirred under reflux for 16 h, cooled down to room temperature and extracted with EtOAc (3×5 mL). The organic layers are combined and concentrated in order to afford a brown oil.

Step 3 (MS601):

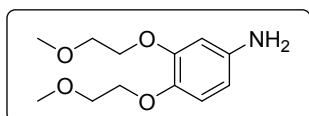
A 50 mL round bottomed flask, equipped with a magnetic stirring bar and a condenser, was charged with previous crude mixture containing 1-(3,4-bis(2-methoxyethoxy)phenyl)propan-1-one (**3g**), hydroxylammonium chloride (356 mg, 5.12 mmol, 2.0 eq.) and formic acid (4.15 mL). The reaction mixture was stirred at 80 °C for 5 h, cooled down to room temperature, diluted with H₂O (5 mL) and extracted with MTBE (3×10 mL). The organic layers were combined and concentrated under reduced pressure in order to afford a black oil.

Step 4 (MS606):

A 50 mL round bottomed flask, equipped with a magnetic stirring bar and a condenser, is charged with previous crude mixture containing *N*-(3,4-bis(2-methoxyethoxy)phenyl)propionamide (**4g**), and a 1.25 M HCl solution in ethanol (10.6 mL, 13.22 mmol, 4.0 eq.). The reaction mixture was stirred at 70 °C for 24 h, cooled down to room temperature and concentrated under reduced pressure. Crude mixture containing 3,4-bis(2-methoxyethoxy)aniline (**5g**) as a hydrochloride was

diluted with water (4 mL), washed with EtOAc (3 mL) in order to remove organic by-products, basified with NaOH (198 mg, 4.96 mmol, 1.5 equiv.) and extracted with EtOAc (3×5 mL). The organic layers were concentrated in order to afford pure 3,4-bis(2-methoxyethoxy)aniline (**5g**) as a dark brown solid (317 mg, 1.31 mmol, 47% over 4 steps).

Data of **5g** (MS606, EB615):



3,4-bis(2-methoxyethoxy)aniline (CAS: 577780-97-3)

Dark brown oil

Spectral data are in accordance with literature⁸

¹H NMR (400 MHz, CDCl₃): δ 6.78 (d, 1H, ³J = 8.4 Hz, ArH), 6.32 (d, 1H, ⁴J = 2.2 Hz, ArH), 6.22 (dd, 1H, ³J = 8.4 Hz, ⁴J = 2.2 Hz, ArH), 4.10 (t, 2H, ³J = 4.9 Hz, OCH₂CH₂O), 4.06 (t, 2H, ³J = 4.9 Hz, OCH₂CH₂O), 3.74 (t, 2H, ³J = 4.9 Hz, OCH₂CH₂O), 3.69 (t, 2H, ³J = 4.9 Hz, OCH₂CH₂O), 3.47 (s broad, 2H, NH₂), 3.43 (s, 3H, OCH₃), 3.43 (s, 3H, OCH₃)

¹³C NMR (101 MHz, CDCl₃): δ 150.5 (C), 142.0 (C), 141.8 (C), 118.6 (CH), 107.7 (CH), 103.5 (CH), 71.4 (CH₂), 71.2 (CH₂), 70.4 (CH₂), 68.7 (CH₂), 59.1 (CH₃), 59.0 (CH₃)

EI (+) (m/z): 241 (90), 183 (15), 151 (20), 136 (8), 124 (100), 96 (20)

HRMS (ESI): for C₁₂H₂₀NO₄ [M+H]⁺ calcd 242.1392, found 242.1383

15 Synthesis of 5d from 1a

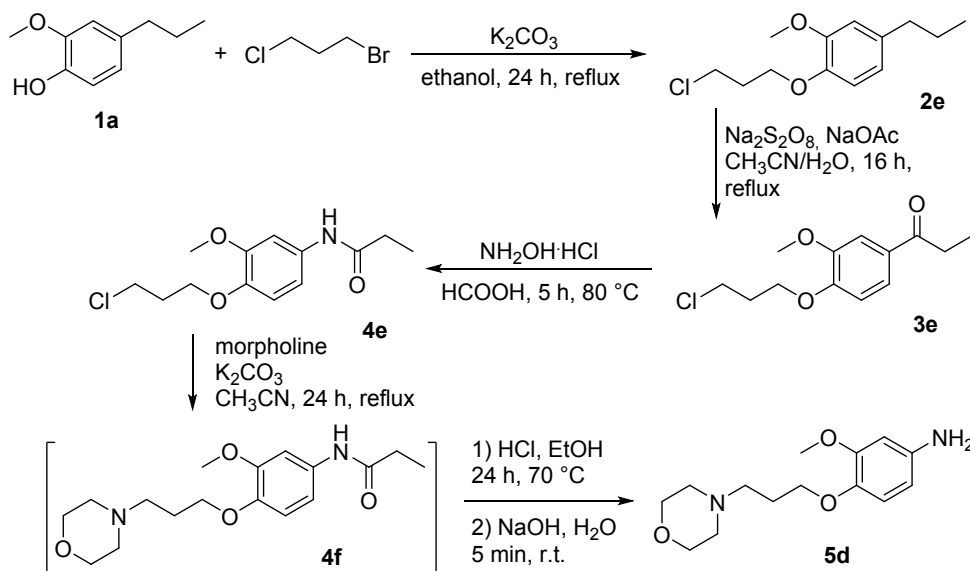
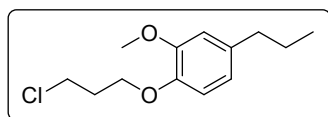


Figure S12. 5-Step approach for the transformation of 4-propylguaiacol (**1a**) into 3-methoxy-4-[3-(morpholin-4-yl)propoxy]aniline (**5d**).

Procedure for **2e** (MS594):

A 25 mL round bottomed flask, equipped with a magnetic stirring bar, was charged with 2-methoxy-4-propylphenol (**1a**, 2.08 g, 12.5 mmol, 1.0 eq.), potassium carbonate (3.46 g, 25.0 mmol, 2.0 eq.) and ethanol (10 mL). 1-Bromo-3-chloropropane (5.90 g, 3.71 mL, 37.5 mmol, 3.0 eq.) was added and the reaction mixture was stirred for 24 h under reflux. The reaction mixture was cooled down and filtered. Ethanol was evaporated on the rotary evaporator and EtOAc (10 mL) was added to the formed oil. The solution was filtered through a cotton-wool, and the solvent was evaporated. under reduced pressure. **2e** was obtained as a colorless oil (3.04 g, 12.5 mmol, > 99%).

Data of **2e** (MS594, EB518):



1-(3-chloropropoxy)-2-methoxy-4-propylbenzene (CAS: 1260505-96-1)

Colorless oil

Spectral data are not reported in literature

¹H NMR (400 MHz, CDCl₃): δ 6.82 (d, 1H, ³J = 8.0 Hz, ArH), 6.72–6.66 (m, 2H, ArH), 4.12 (t, 2H, ³J = 6.2 Hz), 3.83 (s, 3H, OCH₃), 3.75 (t, 2H, ³J = 6.2 Hz), 2.52 (t, 2H, ³J = 7.5 Hz), 2.24 (quint, 2H, ³J = 6.2 Hz), 1.62 (sext, 2H, ³J = 7.5 Hz, CH₂CH₂CH₃), 0.94 (t, 3H, ³J = 7.5 Hz, CH₂CH₂CH₃)

¹³C NMR (101 MHz, CDCl₃): δ 149.6 (C), 146.3 (C), 136.2 (C), 120.4 (CH), 114.1 (CH), 112.6 (CH), 66.1 (CH₂), 55.9 (CH₃), 41.7 (CH₂), 37.7 (CH₂), 32.5 (CH₂), 24.7 (CH₂), 13.8 (CH₃)

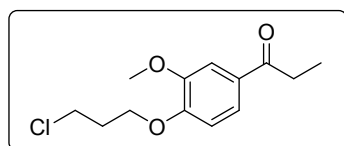
EI (+) (m/z): 242 (25), 213 (15), 165 (8), 137 (100)

HRMS (ESI): for C₁₃H₂₀O₂Cl [M+H]⁺ calcd 243.1152, found 243.1149

Procedure for **3e** (MS595):

A 100 mL round bottomed flask, equipped with a magnetic stirring bar and a condenser, was charged with **2e** (0.680 mg, 2.80 mmol, 1.0 eq.), sodium persulfate (1.6 g, 6.72 mmol, 2.4 eq.), sodium acetate (230 mg, 2.80 mmol, 1.0 eq.), CH₃CN (25 mL) and H₂O (25 mL). The reaction mixture was stirred under reflux for 16 h, cooled down to room temperature and extracted with EtOAc (3×5 mL). Organic layers were combined and concentrated under reduced pressure. The crude mixture was purified with an automatic column chromatography system (column: 12 g SiO₂ cartridge; eluent: gradient from 100% heptanes to 20% EtOAc in heptanes over 20 min and then from 20% EtOAc in heptanes to 36 % EtOAc in heptanes 2 min). Fractions containing the desired product were collected and concentrated under reduced pressure. **3e** was obtained as a yellow oil (376 mg, 1.47 mmol, 52%).

Data of **3e** (MS595, EB564):



1-[4-(3-chloropropoxy)-3-methoxyphenyl]propan-1-one (no CAS number)

Yellow oil

Spectral data are not reported in literature

¹H NMR (400 MHz, CDCl₃): δ 7.60–7.52 (m, 2H, ArH), 6.91 (d, 1H, ³J = 8.2 Hz, ArH), 4.23 (t, 2H, ³J = 6.0 Hz), 3.91 (s, 3H), 3.77 (t, 2H, ³J = 6.0 Hz), 2.96 (q, 2H, ³J = 7.3 Hz), 2.31 (quint, 2H, ³J = 6.0 Hz), 1.22 (t, 3H, ³J = 7.3 Hz)

¹³C NMR (101 MHz, CDCl₃): δ 199.5 (C), 152.4 (C), 149.4 (C), 130.5 (C), 122.5 (CH), 111.7 (CH), 110.8 (CH), 65.5 (CH₂), 56.0 (CH₃), 41.4 (CH₂), 32.1 (CH₂), 31.3 (CH₂), 8.6 (CH₃)

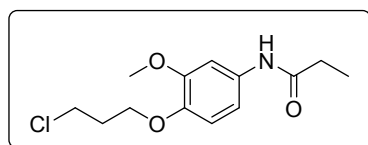
EI (+) (m/z): 256 (30), 227 (100), 151 (90), 123 (15)

HRMS (ESI): for C₁₃H₁₈O₃Cl [M+H]⁺ calcd 257.0944, found 257.0939

Procedure for **4e** (MS600):

A 50 mL round bottomed flask, equipped with a magnetic stirring bar and a condenser, was charged with **3e** (374 mg, 1.46 mmol, 1.0 eq.), hydroxylammonium chloride (202 mg, 2.91 mmol, 2.0 eq.) and formic acid (2.36 mL). The reaction mixture was stirred at 80 °C for 5 h, cooled down to room temperature, diluted with H₂O (8 mL) and extracted with MTBE (3×10 mL). Organic layers were combined and concentrated under reduced pressure. Crude mixture was purified with an automatic column chromatography system (column: 12 g SiO₂ cartridge; eluent: gradient from 100% heptanes to 20% EtOAc in heptanes over 20 min and then 20% EtOAc in heptanes to 100% EtOAc over 20 min). Fractions containing desired product were collected and concentrated under reduced pressure. **4e** was obtained as a white solid (286 mg, 1.05 mmol, 72%).

Data of **4e** (MS600, EB572):



N-[4-(3-chloropropoxy)-3-methoxyphenyl]propanamide (no CAS number)

White solid

Spectral data are not reported in literature

¹H NMR (400 MHz, CDCl₃): δ 7.42 (d, 1H, ⁴*J* = 1.7 Hz, *ArH*), 7.16 (s broad, 1H, *NH*), 6.84 (d, 1H, ³*J* = 8.5 Hz, *ArH*), 6.80 (dd, 1H, ³*J* = 8.5 Hz, ⁴*J* = 1.7 Hz, *ArH*), 4.13 (t, 2H, ³*J* = 6.3 Hz), 3.85 (s, 3H, OCH₃), 3.76 (t, 2H, ³*J* = 6.3 Hz), 2.37 (q, 2H, ³*J* = 7.5 Hz), 2.25 (quint, 2H, ³*J* = 6.0 Hz), 1.24 (t, 3H, ³*J* = 7.5 Hz)

¹³C NMR (101 MHz, CDCl₃): δ 171.9 (C), 150.0 (C), 144.9 (C), 132.4 (C), 114.5 (CH), 111.7 (CH), 105.4 (CH), 66.4 (CH₂), 56.0 (CH₃), 41.7 (CH₂), 32.4 (CH₂), 30.7 (CH₂), 9.7 (CH₃)

EI (+) (m/z): 271 (30), 215 (15), 194 (10), 138 (100)

HRMS (ESI): for C₁₃H₁₉NO₃Cl [M+H]⁺ calcd 272.1053, found 272.1060

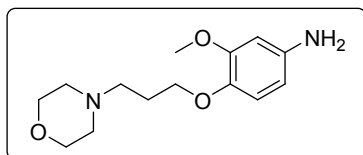
Melting point: 97–100 °C (not reported in literature)

Procedure for **5d** (MS605):

A 50 mL round bottomed flask, equipped with a magnetic stirring bar and a condenser, was charged with **4e** (285 mg, 1.05 mmol, 1.0 eq.), potassium carbonate (290 mg, 2.10 mmol, 2 eq.), morpholine (365 mg, 4.20 mmol, 4.0 eq.) and CH₃CN (5 mL). The reaction mixture was stirred under reflux for 24 h, cooled down to room temperature, filtrated and concentrated under reduced pressure. The crude mixture, containing **4f**, was directly used in the following step without purification.

A 50 mL round bottom flask, equipped with a magnetic stirring bar and a condenser, was charged with the crude mixture, containing **4f** and a 1.25 M HCl solution in ethanol (4.28 mL, 5.35 mmol, 5.0 eq.). The reaction mixture was stirred at 70 °C for 24 h, cooled down to room temperature and concentrated under reduced pressure. The crude mixture, containing **5d** as a hydrochloride, was diluted with water (4 mL), washed with EtOAc (3 mL) in order to remove organic by-products., basified with NaOH (107 mg, 2.68 mmol, 2.5 equiv.) and extracted with EtOAc (3×5 mL). Organic layers were concentrated in order to afford **5d** as an off-white solid (275 mg, 1.03 mmol, 98% starting from **4e**).

Data of **5d** (MS608, EB597):



3-methoxy-4-[3-(morpholin-4-yl)propoxy]aniline (CAS: 700804-30-4)

Off-white solid

Spectral data are in accordance with literature⁸

¹H NMR (400 MHz, CDCl₃): δ 6.74 (d, 1H, ³J = 8.4 Hz, ArH), 6.30 (d, 1H, ⁴J = 2.5 Hz, ArH), 6.20 (dd, 1H, ³J = 8.4 Hz, ⁴J = 2.5 Hz, ArH), 3.98 (t, 2H, ³J = 7.0 Hz), 3.80 (s, 3H, OCH₃), 3.71 (t, 4H, ³J = 4.6 Hz), 3.24 (s broad, 2H, NH₂), 2.51 (t, 2H, ³J = 7.0 Hz), 2.45 (t, 4H, ³J = 4.6 Hz), 1.95 (quint, 2H, ³J = 7.0 Hz)

¹³C NMR (101 MHz, CDCl₃): δ 150.8 (C), 141.4 (C), 141.2 (C), 116.4 (CH), 106.6 (CH), 101.1 (CH), 68.8 (CH₂), 67.0 (CH₂), 55.8 (CH₃), 55.6 (CH₂), 53.7 (CH₂), 26.6 (CH₂)

EI (+) (m/z): 266 (5), 138 (5), 128 (100), 110 (5), 100 (70)

HRMS (ESI): for C₁₄H₂₃N₂O₃ [M+H]⁺ calcd 267.1709, found 267.1710

Melting point: 96–99 °C (not reported in literature)

16 Synthesis of 7 from 1a

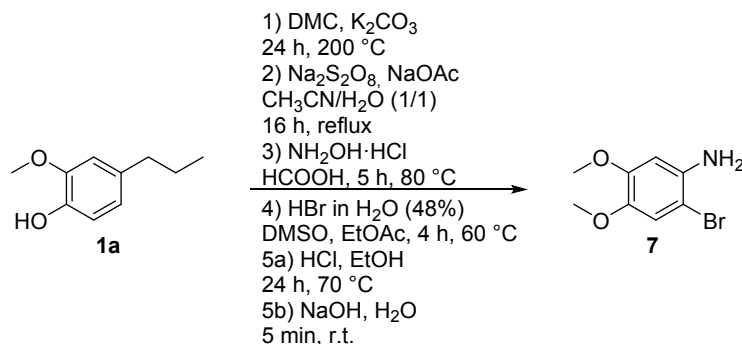


Figure S13. 5-Step approach for the transformation of 4-propylguaiacol (**1a**) into 2-bromo-4,5-dimethoxyaniline (**7**).

The following procedure was used for obtaining the reaction product **7** in the highest yield:

Step 1 (MS538):

A 100 mL pressure tube, equipped with a magnetic stirring bar, was charged with potassium carbonate (26 mg, 0.19 mmol, 0.01 eq.), 2-methoxy-4-propylphenol (**1a**, 3.11 g, 3.00 mL, 18.8 mmol, 1.0 eq.) and dimethyl carbonate (10.13 g, 112 mmol, 6.0 eq.) (9.47 mL). The flask was sealed and the reaction mixture was heated at 200 °C for 24 h and cooled down to room temperature. The contents of the pressure tube was transferred with EtOAc (5 mL), filtered through cotton-wool into the round-bottom flask and the precipitate was washed with EtOAc (5 mL). The solvent was evaporated in order to afford 1,2-dimethoxy-4-propylbenzene (**2a**) as a pale yellow oil (3.39 g, 18.8 mmol, >99%).

Step 2 (JBO-1367):

A 100 mL round bottomed flask, equipped with a magnetic stirring bar and a condenser, was charged with sodium persulfate (1.60 g, 6.72 mmol, 2.4 eq.), sodium acetate (230 mg, 2.80 mmol, 1.0 eq.), the crude mixture from Step 1 containing 1,2-dimethoxy-4-propylbenzene (**2a**, 505 mg, 2.80 mmol, 1.0 eq.), CH_3CN (25 mL) and H_2O (25 mL). The reaction mixture was stirred under reflux for 16 h, cooled down to room temperature, and extracted with EtOAc (3×5 mL). The organic layers were combined and concentrated under reduced pressure in order to afford a brown oil.

Step 3 (JBO-1368):

A 50 mL round bottomed flask, equipped with a magnetic stirring bar and a condenser, was charged with the crude mixture from Step 2 containing 1-(3,4-dimethoxyphenyl)propan-1-one (**3a**, around 2.08 mmol, 1.0 eq.), hydroxylammonium chloride (288 mg, 4.15 mmol, 2.0 eq.) and formic acid (3.2 mL). The reaction mixture was stirred at 80 °C for 6 h, cooled down to room temperature, diluted with H₂O (5 mL) and extracted with MTBE (3×10 mL). The organic layers were combined and concentrated under reduced pressure in order to afford a black oil.

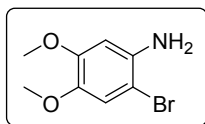
Step 4 (JBO-1369):

A 50 mL round bottomed flask, equipped with a magnetic stirring bar and a condenser, was charged with the crude mixture from Step 3 containing *N*-(3,4-dimethoxyphenyl)propionamide (**4a**, around 1.56 mmol, 1.0 eq.), DMSO (122 µL, 1.71 mmol, 1.1 eq.), aqueous solution of HBr 48% (193 µL, 1.71 mmol, 1.1 eq.) and EtOAc (5 mL). The reaction mixture was stirred at 60 °C for 4h, cooled down to room temperature and washed with water (3×5 mL). The organic layer is dried with MgSO₄, filtered and concentrated under reduced pressure in order to afford a black oil.

Step 5 (JBO-1370):

A 50 mL round bottomed flask, equipped with a magnetic stirring bar and a condenser, was charged with the crude mixture from Step 4 containing *N*-(2-bromo-4,5-dimethoxyphenyl)propionamide (**10**, around 1.47 mmol, 1.0 eq.) and a 1.25 M HCl solution in ethanol (2.34 mL, 2.93 mmol, 2.0 eq.). The reaction mixture was stirred at 70 °C for 24 h, cooled down to room temperature and concentrated under reduced pressure. The crude mixture containing 2-bromo-3,4-dimethoxyaniline as a hydrochloride (**7**·HCl) was diluted with H₂O (3 mL), washed with EtOAc (3 mL) in order to remove organic by-products. NaOH (88 mg, 2.20 mmol, 1.5 eq.) was added to the aqueous layer and this layer was extracted with EtOAc (3×5 mL). The organic layers were combined and concentrated under reduced pressure in order to afford 2-bromo-4,5-dimethoxyaniline (**7**) as a brown powder (209 mg, 0.90 mmol, 32% over 5 steps).

Data of **7** (JBO-1370, EB486):



2-bromo-4,5-dimethoxyaniline (CAS: 16791-41-6)

Brown solid

Spectral data are in accordance with literature⁹

¹H NMR (400 MHz, CDCl₃): δ 6.90 (s, 1H, ArH), 6.34 (s, 1H, ArH), 3.83 (s broad, 2H, NH₂), 3.77 (s, 6H, OCH₃)

¹³C NMR (101 MHz, CDCl₃): δ 149.6 (C), 142.3 (C), 138.2 (C), 116.1 (CH), 100.7 (CH), 98.5 (C), 56.8 (CH₃), 55.9 (CH₃)

EI (+) (m/z): 233 (80), 231 (80), 218 (100), 216 (100), 190 (40), 188 (40), 175 (12), 173 (12), 160 (12), 158 (12), 109 (40), 94 (40)

HRMS (ESI): for C₈H₁₁NO₂Br [M+H]⁺ calcd 231.9973, found 231.9964

Melting point: 53–55 °C (in accordance with literature¹⁰)

The following experimental procedure was used for the green metrics calculations.

Step 1 (MS538):

A 100 mL pressure tube, equipped with a magnetic stirring bar, was charged with potassium carbonate (26 mg, 0.189 mmol, 0.01 eq.), 2-methoxy-4-propylphenol (**1a**, 3.11 g, 3.00 mL, 18.8 mmol, 1.0 eq.) and dimethyl carbonate (10.13 g, 9.47 mL, 112 mmol, 6.0 eq.). The tube was sealed and the reaction mixture was heated at 200 °C for 24 h and cooled down to room temperature. The contents of the pressure tube was transferred with EtOAc (5 mL), filtered through cotton-wool into the round-bottom flask and the precipitate was washed with EtOAc (5 mL). The solvent was evaporated in order to afford 1,2-dimethoxy-4-propylbenzene (**2a**) as a pale yellow oil (3.39 g, 18.8 mmol, >99%).

Step 2 (JBO-1371):

A 100 mL round bottomed flask, equipped with a magnetic stirring bar and a condenser, was charged with sodium persulfate (1.60 g, 6.72 mmol, 2.4 eq.), sodium acetate (230 mg, 2.80 mmol, 1.0 eq.), 1,2-dimethoxy-4-propylbenzene (**2a**, 505 mg, 2.80 mmol, 1.0 eq.), CH₃CN (12 mL) and H₂O (12 mL). The reaction mixture was stirred under reflux for 16 h, cooled down to room temperature, and extracted with EtOAc (3×5 mL). The organic layers were combined and concentrated under reduced pressure in order to afford a brown oil.

Step 3 (JBO-1372):

A 50 mL round bottomed flask, equipped with a magnetic stirring bar and a condenser, was charged with the crude mixture from Step 2 containing 1-(3,4-dimethoxyphenyl)propan-1-one (**3a**, around 1.68 mmol, 1.0 eq.), hydroxylammonium chloride (234 mg, 3.37 mmol, 2.0 eq.) and formic acid (2.6 mL). The reaction mixture was stirred at 80 °C for 6 h, cooled down to room temperature, diluted with H₂O (5 mL) and extracted with MTBE (3×10 mL). The organic layers were combined and concentrated under reduced pressure in order to afford a black oil.

Step 4 (JBO-1373):

A 50 mL round bottomed flask, equipped with a magnetic stirring bar and a condenser, was charged with the crude mixture from Step 3 containing *N*-(3,4-dimethoxyphenyl)propionamide (**4a**, around 1.26 mmol, 1.0 eq.), DMSO (99 µL, 1.39 mmol, 1.1 eq.), aqueous solution of HBr 48% (156 µL, 1.39 mmol, 1.1 eq.) and EtOAc (5 mL). The reaction mixture was stirred at 60 °C for 4 h, cooled down to room temperature and washed with water (3×5 mL). The organic layer was dried with MgSO₄, filtered and concentrated under reduced pressure in order to afford a black oil.

Step 5 (JBO-1374):

A 50 mL round bottomed flask, equipped with a magnetic stirring bar and a condenser, was charged with the crude mixture from Step 4 containing *N*-(2-bromo-4,5-dimethoxyphenyl)propionamide (**10**, around 1.32 mmol, 1.0 eq.) and a 1.25 M HCl solution in ethanol (1.90 mL, 2.37 mmol, 2.0 eq.). The reaction mixture was stirred at 70 °C for 24 h, cooled down to room temperature and concentrated under reduced pressure. The crude mixture containing 2-bromo-3,4-dimethoxyaniline as a hydrochloride (**7**·HCl) was diluted with H₂O (3 mL), washed with EtOAc (3 mL) in order to remove organic by-products. NaOH (71 mg, 1.78 mol, 1.5 eq.) was added to the aqueous layer and it was extracted with EtOAc (3×5 mL). The organic layers were combined and concentrated under reduced pressure in order to afford 2-bromo-4,5-dimethoxyaniline (**7**) as a brown powder (169 mg, 0.728 mmol, 26% over 5 steps). The obtained spectral data correspond to those reported before.

17 Synthesis of 8 from 2a

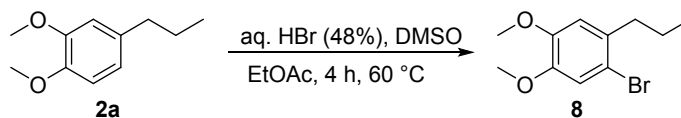


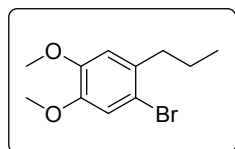
Figure S14. Bromination of 3,4-dimethoxy-4-propylbenzene (**2a**).

Procedure:

A 100 mL round bottomed flask, equipped with a magnetic stirring bar and a condenser, was charged with 1,2-dimethoxy-4-propylbenzene (**2a**, 5.62 g, 31.2 mmol, 1.0 eq.), DMSO (2.44 mL, 34.3 mmol, 1.1 eq.), a 48% aqueous HBr solution (3.9 mL, 34.3 mmol, 1.1 eq.) and EtOAc (25 mL). The reaction mixture was stirred at 60 °C for 4 h, cooled down to room temperature and washed with water (3×15 mL). The organic layer was dried with MgSO₄, filtered and concentrated under reduced pressure in order to afford a yellow oil (85%, yield determined by ¹H NMR using 1,3,5-trimethoxybenzene as an internal standard).

The crude mixture was purified with an automatic column chromatography system (column: 80 g SiO₂ cartridge; eluent: gradient from 100% heptanes to 2% EtOAc in heptanes over 60 min). Separation was found difficult; fractions containing only the pure desired product are collected and concentrated under reduced pressure in order to afford a colorless oil (3.89 g, 15.0 mmol, 48%).

Data of **8** (EB310):



1-bromo-4,5-dimethoxy-2-propylbenzene (CAS: 883239-02-9)

Colorless oil

Spectral data are not reported in literature

¹H NMR (400 MHz, CDCl₃): δ 6.99 (s, 1H, ArH), 6.71 (s, 1H, ArH), 3.85 (s, 3H, OCH₃), 3.83 (s, 3H, OCH₃), 2.63 (t, 2H, ³J = 7.5 Hz, CH₂CH₂CH₃), 1.62 (sext, 2H, ³J = 7.5 Hz, CH₂CH₂CH₃), 0.97 (t, 3H, ³J = 7.5 Hz, CH₂CH₂CH₃)

¹³C NMR (101 MHz, CDCl₃): δ 148.3 (C), 147.8 (C), 134.0 (C), 115.6 (CH), 114.1 (C), 113.1 (CH), 56.2 (CH₃), 56.0 (CH₃), 37.8 (CH₂), 23.4 (CH₂), 13.8 (CH₃)

EI (+) (m/z): 260 (36), 258 (36), 231 (100), 229 (100), 215 (3), 185 (7), 157 (5), 107 (9), 91 (7), 77 (9)

HRMS (ESI): for C₁₁H₁₆O₂Br [M+H]⁺ calcd 259.0334, found 259.0326

18 Synthesis of 9 from 8

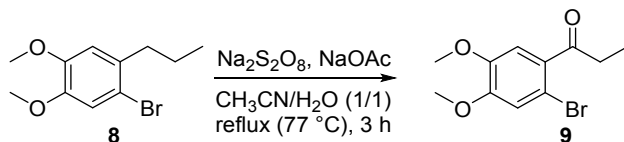
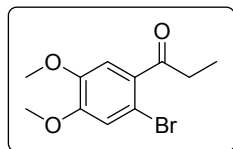


Figure S15. Benzylic oxidation of 1-bromo-4,5-dimethoxy-2-propylbenzene (**8**).

Procedure:

A 100 mL round bottomed flask, equipped with a magnetic stirring bar and a condenser, was charged with 1-bromo-4,5-dimethoxy-2-propylbenzene (**8**, 518 mg, 2.0 mmol, 1.0 eq.), sodium persulfate (950 mg, 4.0 mmol, 2.0 eq.), sodium acetate (328 mg, 4.0 mmol, 2.0 eq.), CH_3CN (25 mL) and H_2O (25 mL). The reaction mixture was stirred for 3 h at 80 °C, cooled down to room temperature, diluted with H_2O (15 mL) and extracted with CH_2Cl_2 (3×15 mL). The organic layers were combined and concentrated under reduced pressure in order to afford brown oil, that was purified with an automatic column chromatography system (column: 40 g SiO_2 cartridge; eluent: gradient from 100% heptanes to 10% EtOAc in heptanes over 40 min). **9** is obtained as a colorless oil (165 mg, 0.67 mmol, 34%).

Data of **9** (EB622):



1-(2-bromo-4,5-dimethoxyphenyl)propan-1-one (CAS: 125575-56-6)

Colorless oil

Spectral data are not reported in literature

^1H NMR (400 MHz, CDCl_3): δ 7.04 (s, 1H, ArH), 7.03 (s, 1H, ArH), 3.91 (s, 3H, OCH_3), 3.88 (s, 3H, OCH_3), 2.99 (q, 2H, $^3J = 7.5$ Hz, CH_2CH_3), 1.21 (t, 3H, $^3J = 7.5$ Hz, CH_2CH_3)

^{13}C NMR (101 MHz, CDCl_3): δ 203.4 (C), 151.3 (C), 148.3 (C), 133.3 (C), 116.4 (CH), 112.2 (CH), 110.8 (C), 56.3 (CH_3), 56.2 (CH_3), 35.7 (CH_2), 8.5 (CH_3)

EI (+) (m/z): 274 (20), 272 (20), 245 (100), 243 (100), 217 (5), 215 (5), 202 (8), 200 (8)

HRMS (ESI): for $\text{C}_{11}\text{H}_{14}\text{O}_3\text{Br}$ $[\text{M}+\text{H}]^+$ calcd 273.0126, found 273.0120

19 Synthesis of 10 from 4a

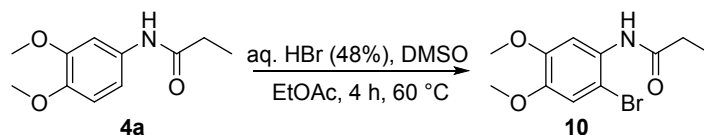
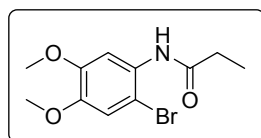


Figure S16. Bromination of *N*-(3,4-dimethoxyphenyl)propionamide (**4a**).

Procedure (MS559):

A 25 mL round bottomed flask, equipped with a magnetic stirring bar and a condenser, was charged with *N*-(3,4-dimethoxyphenyl)propionamide (**4a**, 362 mg, 1.73 mmol, 1.0 eq.), DMSO (135 μ L, 1.90 mmol, 1.1 eq.), a 48% aqueous HBr solution 48% (215 μ L, 1.90 mmol, 1.1 eq.) and EtOAc (5 mL). The reaction mixture was stirred at 60 °C for 4 h, cooled down to room temperature and washed with water (3 \times 5 mL). The organic layer was dried with MgSO₄, filtered and concentrated under reduced pressure in order to afford a pink powder. The crude mixture was purified with an automatic column chromatography system (column: 12 g SiO₂ cartridge; eluent: gradient 100% heptanes to 81% EtOAc in heptanes over 16 min). Fractions containing the desired product were combined and concentrated under reduced pressure in order to afford a pink powder (431 mg, 1.50 mmol, 86%).

Data of **10** (EB568):



N-(2-bromo-4,5-dimethoxyphenyl)propanamide (no CAS number)

Pink powder

Spectral data are not reported in literature

¹H NMR (400 MHz, CDCl₃): δ 8.07 (s, 1H, ArH), 7.45 (s broad, 1H, NH), 6.98 (s, 1H, ArH), 3.89 (s, 3H, OCH₃), 3.84 (s, 3H, OCH₃), 2.46 (q, 2H, ³J = 7.4 Hz, CH₂CH₃), 1.28 (t, 3H, ³J = 7.4 Hz, CH₂CH₃)

¹³C NMR (101 MHz, CDCl₃): δ 171.9 (C), 148.7 (C), 145.9 (C), 129.5 (C), 114.6 (CH), 105.8 (CH), 102.7 (C), 56.4 (CH₃), 56.1 (CH₃), 30.9 (CH₂), 9.5 (CH₃)

EI (+) (m/z): 289 (20), 287 (20), 233 (20), 231 (20), 218 (45), 216 (45), 208 (100), 190 (10), 188 (10)

HRMS (ESI): for C₁₁H₁₅NO₃Br [M+H]⁺ calcd 288.0235, found 288.0234

Melting point: 102 °C

20 Evaluation of the green credentials for the synthesis of 3,4-dimethoxyaniline (5a) and 2-bromo-4,5-dimethoxyaniline (7)

20.1 Introduction

In order to evaluate the “greenness” of the developed approach for the synthesis of dimethoxyanilines from biorenewable 4-propylguaicol, the different synthetic steps involved were evaluated using the CHEM21 Green Metrics Toolkit, developed by Clark in the framework of a European project.¹¹ This assessment of the so-called “green metrics” is a relative concept. Therefore, the same assessment of a classical synthesis route for the same compounds, obtained from literature data starting from a petrochemical resource, needs to be performed as well. This way, we were able to compare the newly developed route with existing pathway(s) with respect to greenness.

In this paper, we specifically looked at reducing the amount of solvents, the solvent type selection (preferred, problematic or hazardous according to the CHEM21 Solvent Selection Guide)¹² and the applied work-up method in order to maximize greenness. In our synthesis route, the goal was to obtain pure reaction products, dimethoxyanilines, rather than having a purified intermediate after each synthetic step (we used crude material with small impurities in the next step). We are aware of the fact that the compounds we consider as intermediate in the classical sequence towards dimethoxyanilines were rigorously purified; solvents used for work-up (type and amount) is not optimized and column chromatography is typically the standard work-up on small scale. Moreover, exact amounts of solvents used for extraction as well as other auxiliary materials for purification (e.g. celite for filtration, amount of silicagel used for column chromatography) are simply not specified. In order to have a fair comparison, we therefore look into the *PMI Reactants, Reagents and Catalysts* (PMI RRC), which only takes into account reactants, reagents and catalysts and does not consider the used solvents and work-up methods. This parameter gives a good idea on the green potential of the used chemistry. Considering at discovery level small scales are applied, typically low concentrations are chosen for reactions. While there is in most cases no reason these reactions cannot be executed at a higher concentration, it will negatively influence the *PMI Reaction* (PMI Rxn) involving Reactants, Reagents, Catalysts and Solvent. PMI RRC, excluding reaction solvent, is therefore a fairer and safer way to look at the reaction than *PMI Reaction* (PMI Rxn) at the discovery stage.

20.2 The CHEM21 Green Metrics Toolkit

The CHEM21 Green Metrics Toolkit is split into four *passes* with increasing complexity.¹¹ The two lowest levels, the so-called *zero pass* and *first pass*, are used for laboratory research (discovery phase), whereas the *second pass* and *third pass* are meant to be used at pilot and industrial scale. This toolkit consists of two major parts: *quantitative* and *qualitative* parameters. For assessing the first category, different calculations are performed after which the obtained values for different methods are compared, while for the latter, different parameters are measured with a color code (green for *preferred*, yellow for *acceptable* and red for *undesirable*). A user friendly Microsoft Excel spreadsheet is available free of charge and was used in this paper for the assessment of the *greenness* of the different reactions.¹³

Before starting the analysis, the different chemicals used in the reaction need to be classified as either reactant, reagent, catalyst or solvent. The definitions for solvent and catalyst are obvious. A reactant is defined as a compound which contains at least one atom which is built in in the product, while a reagent is only consumed during the reaction without being incorporated in the product.

20.2.1 Quantitative parameters

For evaluated every reaction step, *yield* of the desired product is reported. This parameter can already give a first impression of how the reaction is behaving. When combined with *conversion*, a value for *selectivity* can be obtained. A reaction with high yield and high selectivity is desirable. These parameters are calculated using the formulas in Equation S1.

$$\begin{aligned}\text{Yield (\%)} &= \frac{\text{moles of product}}{\text{moles of limiting reactant}} * 100\% \\ \text{Conversion (\%)} &= 100\% - \left(\frac{\text{mass of limiting reactant}}{\text{initial mass of limiting reactant}} \right) * 100\% \\ \text{Selectivity (\%)} &= \frac{\text{Yield}}{\text{Conversion}} * 100\%\end{aligned}$$

Equation S1. Formulas for calculation of yield, conversion and selectivity

Next to the parameters presented above, *Atom Economy* (AE) and *Reaction Mass Efficiency* (RME), are often used by organic chemists to get a first view of the efficiency of the reaction. AE is measured by the number of the atoms in the reactions which appear in the final product and

therefore, molecular weights are incorporated in the formula. An important remark about AE is that it does not incorporate used excesses of reactants and is a purely theoretical parameter of interest in the retrosynthesis phase. For this reason, RME is defined incorporating the stoichiometry of the reaction. Important to mention is that both do not incorporate reagents or catalysts. The formulas are given in **Equation S2**.

$$\text{AE (\%)} = \frac{\text{MW}_{\text{product}}}{\sum \text{MW}_{\text{reactants}}} * 100\% \qquad \text{RME (\%)} = \frac{\text{mass of isolated product}}{\sum \text{mass of reactants}} * 100\%$$

Equation S2. Formulas for calculation of Atom Economy (AE) and Reaction Mass Efficiency (RME).

The most complete mass-based metric is the *Process Mass Intensity* (PMI), which takes into account all mass-based inputs: yield, stoichiometry, solvents, reagents and workup. It is defined as “all chemicals used in a reaction divided by the mass of the isolated product”, therefore it is expressed on a mass/mass ($\text{g} \cdot \text{g}^{-1}$) basis, as shown in **Equation S3**.

$$\begin{aligned} \text{PMI (g} \cdot \text{g}^{-1}) &= \frac{\sum \text{mass of all materials used in a process step}}{\text{mass of the isolated product}} \\ &= \frac{m_{\text{reactants}} + m_{\text{reagents}} + m_{\text{catalysts}} + m_{\text{reaction solvent}} + m_{\text{work-up chemical}} + m_{\text{work-up solvents}}}{\text{mass of the isolated product}} \end{aligned}$$

Equation S3. Formula for calculation of Process Mass Intensity (PMI).

PMI is easier to follow if this parameter is split into three categories: *PMI Reactants, Reagents and Catalysts* (PMI RRC), which only takes into account reactants, reagents and catalysts; *PMI Reaction* (PMI Rxn), which additionally also contains reaction solvents; *PMI Work-up* (PMI WU), in which only the work-up (both auxiliary materials for purification and solvents) of a certain reaction is considered (**Equation S4**). As already stated earlier, the latter sub category is of less relevance for discovery research.

$$\begin{aligned}\text{PMI RRC (g}\cdot\text{g}^{-1}) &= \frac{m_{\text{reactants}} + m_{\text{reagents}} + m_{\text{catalysts}}}{\text{mass of the isolated product}} \\ \text{PMI Rxn (g}\cdot\text{g}^{-1}) &= \frac{m_{\text{reactants}} + m_{\text{reagents}} + m_{\text{catalysts}} + m_{\text{reaction solvent}}}{\text{mass of the isolated product}} \\ \text{PMI WU (g}\cdot\text{g}^{-1}) &= \frac{m_{\text{work - up chemical}} + m_{\text{work - up solvents}}}{\text{mass of the isolated product}}\end{aligned}$$

Equation S4. Formulas for different categories of PMI.

All previous equations are meant to be used for reactions consisting of one single step. However, since the synthesis routes under study here consist of several linear steps, the equations need to be adapted. In these equations, the PMI obtained in the previous step is incorporated in the next step of the sequence. To illustrate this concept, the following two step reaction was considered: product **E** was made from products **C** and **D** of which product **C** was also made from **A** and **B**. Formulas are given in Equation S5.

Step 1: A + B → C

Step 2: C + D → E

$$\text{AE}_{E,\text{cumulative}} (\%) = \frac{\text{MW}_E}{\frac{\text{MW}_C * 100}{\text{AE}_C} + \text{MW}_D} * 100\%$$

$$\text{Yield}_{E,\text{cumulative}} = \text{Yield}_{C,\text{Step 1}} * \text{Yield}_{E,\text{Step 2}}$$

$$\text{RME}_{E,\text{cumulative}} (\%) = \frac{m_E}{\frac{m_C * 100}{\text{RME}_C} + m_D} * 100\%$$

$$\text{PMI}_{E,\text{cumulative}} (\text{g}\cdot\text{g}^{-1}) = \frac{m_C * \text{PMI}_{C,\text{Step 1}} + m_D + m_{\text{other chemicals in Step 2}}}{m_E}$$

Equation S5. Formulas for calculation of Yield, AE, RME and PMI of a two-step process.

20.2.2 Qualitative parameters

The second part of the CHEM21 Green Metrics Toolkit consists of a series of parameters for which the score is obtained by giving a colored flag. When for a certain item a green flag is scored, it means that the reaction is behaving well, while a red flag leads to the opposite conclusion. Intermediate scores are made visible by scoring a yellow flag which stands for “acceptable, but

with some issues”. Whenever possible further optimization should be considered in such case. In Table S5, a brief overview is given on how the flags are determined for each item (except solvents).

Table S5. Brief overview of the different qualitative parameters to be considered in a green metrics analysis at First Pass.

Item	Green flag	Yellow flag	Red flag
Catalyst / Enzyme use	Reaction uses a catalyst or enzyme or no additional reagent was used	Use of stoichiometric quantities of reagents	Use of reagents in excess
Catalyst / Enzyme recovery	Recovery	No recovery	
S17Critical elements	Supply remaining for more than 500 years	Supply remaining for 50 to 500 years	Supply remaining for less than 50 years
Energy (part 1)	Reaction temperature between 0 and 70 °C	Reaction run between -20 to 0 °C or 70 to 140 °C	Reaction run below -20 °C or above 140 °C
Energy (part 2)	Reaction run 5 °C or more below the solvent's boiling point		Reaction run at reflux
Batch / Flow	Flow	Batch	
Work-up	Quenching, Filtration, Centrifugation, Crystallization, Low temperature distillation / evaporation / sublimation	Solvent exchange, quenching into aqueous solvent	Chromatography, ion exchange, high temperature multiple recrystallization
Health and Safety	H200, H201, H202, H203, H230, H240, H250, H300, H310, H330, H340, H350, H360, H370, H372, H400, H410, H411, H420	H205, H220, H224, H241, H301, H311, H331, H341, H351, H361, H371, H373, H401, H412	

For solvent use, one can make use of the open access CHEM21 Solvent Selection Guide.¹² In Table S6, the most common solvents are listed together with the flag they score. When a solvent is not in this list, the Solvent Guide explains which properties of the solvent should be considered when classifying the solvent in a specific category. These parameters are physical properties (e.g. boiling and flash points, ignition temperature), peroxability, resistivity, H statements and REACH registration.

Table S6. CHEM21 solvent selection guide of classical solvents.¹²

Green flag “Recommended”	water, methanol (MeOH), ethanol (EtOH), isopropanol (<i>i</i> PrOH), 1-butanol (<i>n</i> BuOH), <i>tert</i> -butanol (<i>t</i> BuOH), ethylene glycol, acetone, methyl ethyl ketone (MEK), methyl isobutyl ketone (MIBK), ethyl acetate (EtOAc), isopropyl acetate (<i>i</i> PrOAc), <i>n</i> -butyl acetate (<i>n</i> BuOAc), anisole, isobutanol, isoamyl alcohol, isobutyl acetate, isoamyl acetate, glycol diacetate, <i>tert</i> -amyl methyl ether (TAME), dimethyl carbonate
Yellow flag “Problematic”	benzyl alcohol, cyclohexanone, methyl acetate, tetrahydrofuran (THF), 2-methyl tetrahydrofuran (2-MeTHF), heptane, cyclohexane, methylcyclohexane, toluene, xylene, chlorobenzene, acetonitrile, 1,3-dimethyl-3,4,5,6-tetrahydro-2(1 <i>H</i>)-pyrimidinone (DMPU), dimethyl sulfoxide (DMSO), formic acid, acetic acid, acetic anhydride, 1,3-propanediol, glycerol, diethyl succinate, cyclopentyl methyl ether (CPME), ethyl <i>tert</i> -butyl ether (ETBE), D-limonene, turpentine, <i>p</i> -cymene, ethylene carbonate, propylene carbonate, cyrene, ethyl lactate, lactic acid
Red flag “Hazardous”	di-isopropyl ether, methyl <i>tert</i> -butyl ether (MTBE), 1,4-dioxane, dimethoxyethane (DME), pentane, hexane, dichloromethane (DCM), <i>N,N</i> -dimethylformamide (DMF), <i>N,N</i> -dimethylacetamide (DMAc), <i>N</i> -methyl 2-pyrrolidone (NMP), sulfolane, methoxy-ethanol, pyridine, triethylamine, trimethylamine
Dark red flag “Highly hazardous”	diethyl ether (Et ₂ O), benzene, chloroform (CHCl ₃), carbon tetrachloride (CCl ₄), dichloroethane (DCE), nitromethane, hexamethylphosphoramide (HMPA), carbon disulfide (CS ₂)

20.3 Selection of a classical reference synthesis route for 3,4-dimethoxyaniline (**5a**) and 2-bromo-4,5-dimethoxyaniline (**7**) synthesis

The greenness of a new reaction pathway can only be evaluated when compared to an existing “classical” route. Therefore, literature procedures for the different reaction products in this paper were searched for. For 3,4-Dimethoxyaniline (**5a**) and 2-bromo-4,5-dimethoxyaniline (**7**) a well-described synthetic procedure was found. The selected synthetic routes and individual steps are shown in Figure S17 and Figure S18 (reactions in black). For some steps, different publications or patents featuring different reaction conditions were found. We selected those conditions with well-described and detailed experimental procedures making use of industrially acceptable chemicals.

For the classical route, we decided to start from benzene obtained by petroleum refinery. This matches with the new approach starting from 4-propylguaicol (**1a**) obtained via a biorefinery.¹⁴ Cumene can be made from benzene via reaction with propylene (Step 1, Figure S18).¹⁵ Phenol is industrially produced from cumene over two steps.¹⁶ This involves in a first stage the oxidation of cumene to cumene hydroperoxide in the presence of air as oxidant (Step 2).¹⁷ Conversion of cumene to 19.4%, with a known amount of air, and recycling of the remaining substrate finally

yields 93.7% of the desired product (relative to cumene). Treatment of the obtained cumene hydroperoxide with HOAc and HClO₄ led to the desired phenol in 95% yield via Hock rearrangement (Step 3).¹⁸ Catechol is generally produced from phenol via direct hydroxylation using H₂O₂ in the presence of a(n) (acidic) catalyst (Step 4). Ube Industries adds additional methyl isopropyl ketone (MIBK) to enhance catechol selectivity and suppress hydroquinone formation.¹⁹⁻²⁰ Unfortunately, *para*-hydroxylation cannot be avoided and in the best case, a selectivity of 54% for catechol (*ortho*-hydroxylation) was obtained. The concentration of H₂O₂ is kept low, so more than 95% of the used phenol is not converted and recycled afterwards.

Transformation of catechol into 3,4-dimethoxyaniline (**5a**) can be performed in a sequence of three steps: double *O*-methylation (Step 5), nitration (Step 6) and nitro reduction (Step 7). *O*-Methylation of catechol is described using dimethylcarbonate as carbon source delivering veratrole in almost quantitative yield in the presence of DBU in a closed vessel at 170 °C (Step 5).²¹ Selective *para*-nitration versus a methoxy group was achieved in 83% by using aqueous HNO₃ (Step 6),²² after which a reduction of the nitro group was achieved through treatment with Pd/C and H₂ gas (Step 7).²³ The obtained 3,4-dimethoxyaniline (**5a**) can be converted into the desired 2-bromo-4,5-dimethoxyaniline (**7**) by treatment with Bu₄NBr₃ applying a modified literature procedure of Lopez-Tapia (Step 8).^{10, 24}

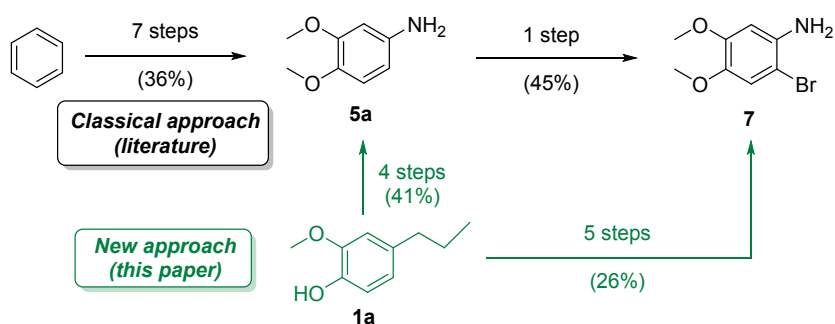


Figure S17. Number of steps required in the classical (black) versus new approach (green) towards 3,4-dimethoxyaniline (**5a**) and 2-bromo-4,5-dimethoxyaniline (**7**).

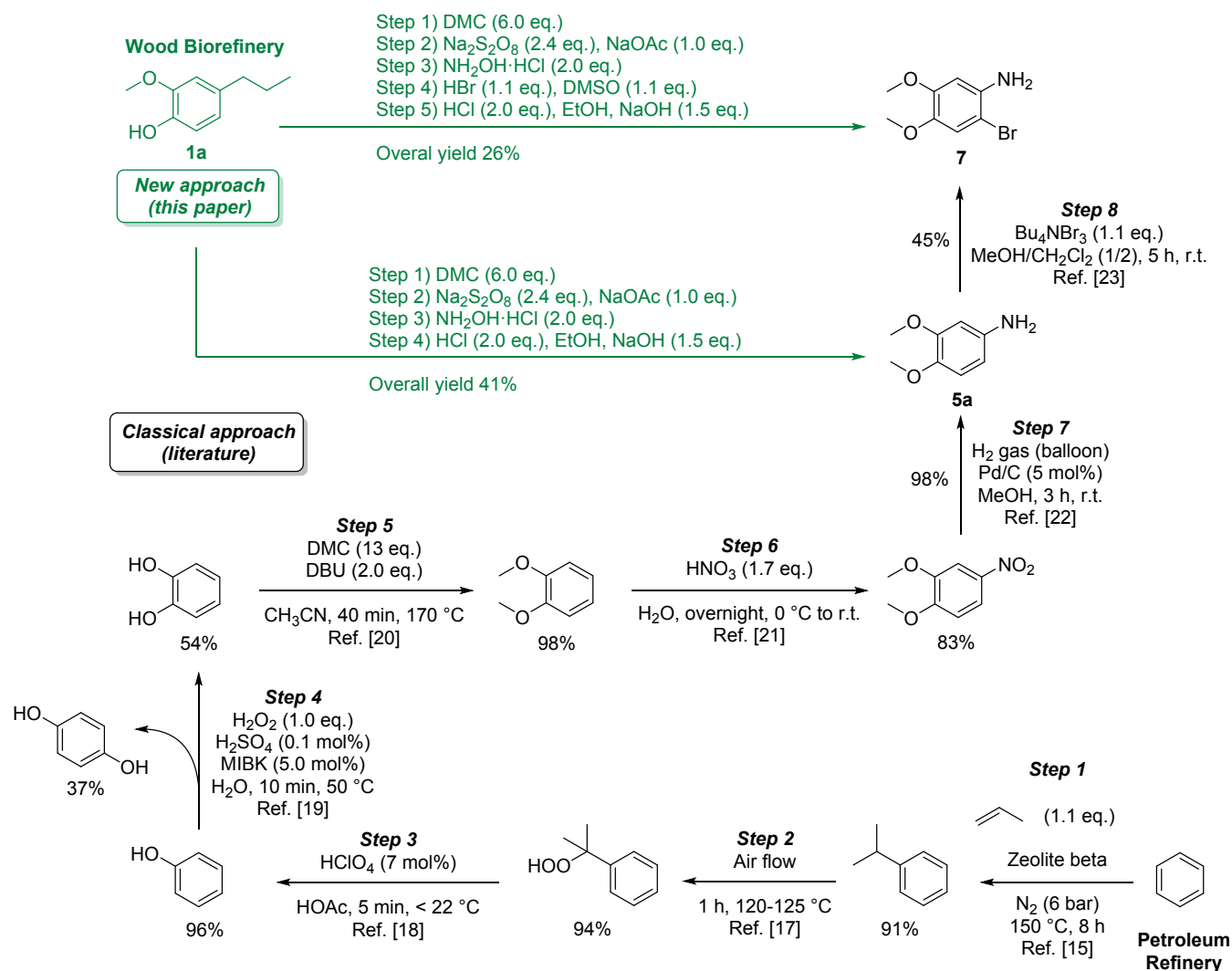


Figure S18. Synthesis of 3,4-dimethoxyaniline (**5a**) and 2-bromo-4,5-dimethoxyaniline (**7**) via a classical route (black) starting from benzene versus a new route (green) based on 4-propylguaiacol (**1a**).

20.4 Comments regarding the metrics calculations

Before starting the assessment of the different metrics for the new and classical approaches, some assumptions had to be made:

- For the new route, we described different experimental procedures and for the green metrics calculations, we used the procedures described in Sections 12 and 16 of this SI. In these procedures, the desired anilines were obtained from 4-propylguaiacol in four or five steps without intermediate purification, leading to the lowest PMI possible. In these experimental procedures without work-up, we did not want to use too large amounts

of chemicals in the next step of the sequence and therefore we did not consider the crude product as 100% pure but took into account the actual yield, obtained in experiments where isolation for that step was performed and a “real” isolated yield available. Based on those yields, the required amount of chemicals for the next step was calculated.

- For the methylation of 4-propylguaiacol (**1a**) using dimethyl carbonate (DMC) (Step 1), this compound was both used as reactant as well as solvent. For the assessment of this reaction, the theoretically required 1.0 eq. was considered as reactant and the remaining amount as reaction solvent, so that the total amount in the calculations corresponds to what was written down in the experimental procedure. The classical route also involves a methylation of catechol with DMC (Step 5), for which we made the same assumption (the theoretically required 2.0 eq. as reactant since two methylations are involved and the remaining as solvent). This assumption influences the obtained value for PMI RRC, which only includes the amount of reactants, reagents and catalysts. For the PMI Rxn, the obtained value obviously does not change as long as the total amount of solvent is incorporated, irrespective whether it is considered as reactant or as solvent.
- The last step in the new procedures towards both **5a** and **7** consists of the cleavage of an aromatic amide with the formation of the corresponding aniline under acidic conditions (HCl). Concomitantly, ethyl propionate is formed as by-product with ethanol present as reactant and solvent. During the ethanolysis, the HCl salt of the aniline is formed from which the remaining alcohol and the formed ester are easily removed by evaporation. Washing the crude product with organic solvent then allowed to remove organic (i.e. non HCl salt) impurities. Subsequently, dissolving the residue in water and addition of solid NaOH (1.5 eq.) followed by extraction with an organic solvent (preferably EtOAc) and evaporation enabled us to obtain the pure desired aniline without making use of column chromatography (as in any of the other steps starting from **1a**). Therefore, the used amounts of NaOH and H₂O were considered as reagent and reaction solvent rather than including them in the work-up procedure. The by-product ethyl propionate is treated as waste in our calculations, though it is an industrial valuable compound.²⁵

- For three reactions in the classical method recycling of the substrate was involved. The recycling was taken into account for obtaining “realistic” results in the green metrics analysis. Otherwise, if recycling is neglected, the PMI would rise incredibly which does not reflect reality. In contrast, the original CHEM21 Metrics Toolkit does not take this aspect into account. For the hydroxylation of phenol (Step 4), more than 95% of the substrate is not converted in one single reaction under the given conditions. For this reason, the amount of phenol which was not converted (and therefore recycled in a next run) was not taken into account as reactant. For the specific example, 1852 grams of phenol (19.68 mol) were used as substrate, together with 33.48 grams H_2O_2 (0.98 mol). This way, 57 grams of catechol (0.52 mol) and 38 grams of hydroquinone (0.35 mol) were obtained and 1762 grams of phenol were recycled. This way, only 90 grams of phenol reacted and this is the amount of reactant that was used in the calculations. Next, the first reaction of the classical route consists of the formation of cumene from benzene with propylene. In one run, 13% of the substrate was converted to the desired reaction product. In order to obtain cumene with a yield of 91.3% (mentioned by the authors), this specific run has to be repeated seven times, so the amount of propylene required in one run was multiplied by a factor seven in the green metrics calculations. The zeolite catalyst used could be re-used several times so there was no need to multiply its amount. A similar situation was found for the oxidation of cumene to its hydroperoxide (Step 2), in which 19.4% yield is obtained after a reaction time of one hour. Therefore, the amount of the air which is required to obtain 93.7% yield, is 4.83 times (93.7 divided by 19.4) more than what is reported in the procedure. The air used during this reaction was split into two parts: the oxygen (for oxidation) as oxidant being the reactant and the nitrogen (for providing a good flow) as diluent being the solvent. For the ease of the calculations, air was considered as a 20/80 mixture (mole ratio) of O_2 and N_2 gases. The side compound hydroquinone is an industrially valuable chemical but in our sequence undesired and therefore treated as waste in the calculations.
- The amount of H_2 gas (atmospheric pressure) in the fourth step of the literature procedure was estimated by the volume of a standard balloon, about 4 liters and H_2 was considered an ideal gas, allowing to use the ideal gas law.

20.5 Comparison of the green metrics for classical versus new route for 3,4-dimethoxyaniline (5a) and 2-bromo-4,5-dimethoxyaniline (7) synthesis

Underneath in Figure S19, Figure S20, Figure S21, and Figure S22 a graphical representation of the qualitative metrics for both the classical and new synthesis of 3,4-dimethoxyaniline (**5a**) and 2-bromo-4,5-dimethoxyaniline (**7**) can be found. For each parameter, a value for the individual step and the cumulative one including that step is shown. The discussion of the data is included in the manuscript.



Figure S19. Yield, AE, RME, PMI, PMI RRC, PMI Rxn and PMI WU for the classical synthesis of 3,4-dimethoxyaniline (**5a**).

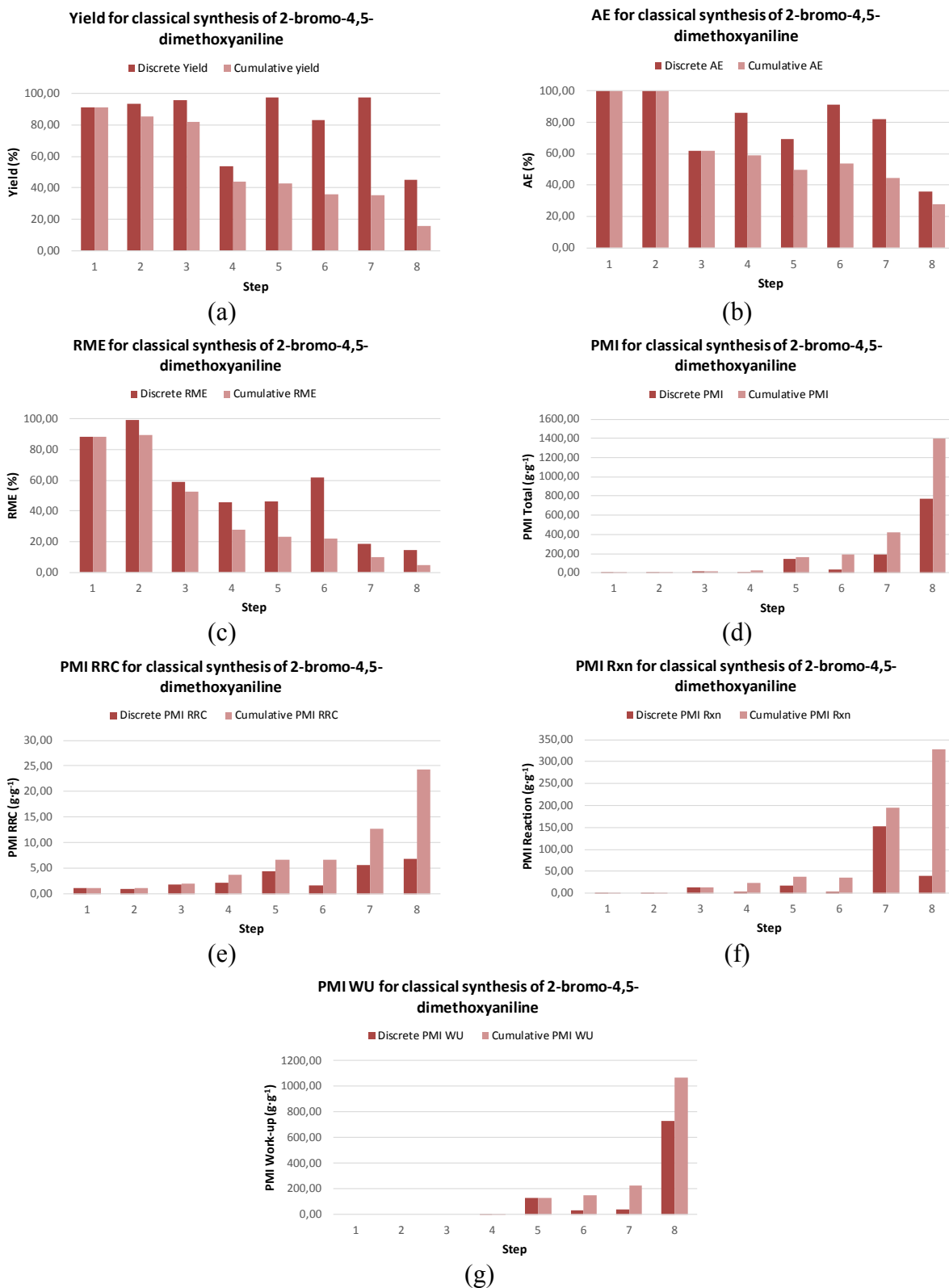


Figure S20. Yield, AE, RME, PMI, PMI RRC, PMI Rxn and PMI WU for the classical synthesis of 2-bromo-4,5-dimethoxyaniline (7).

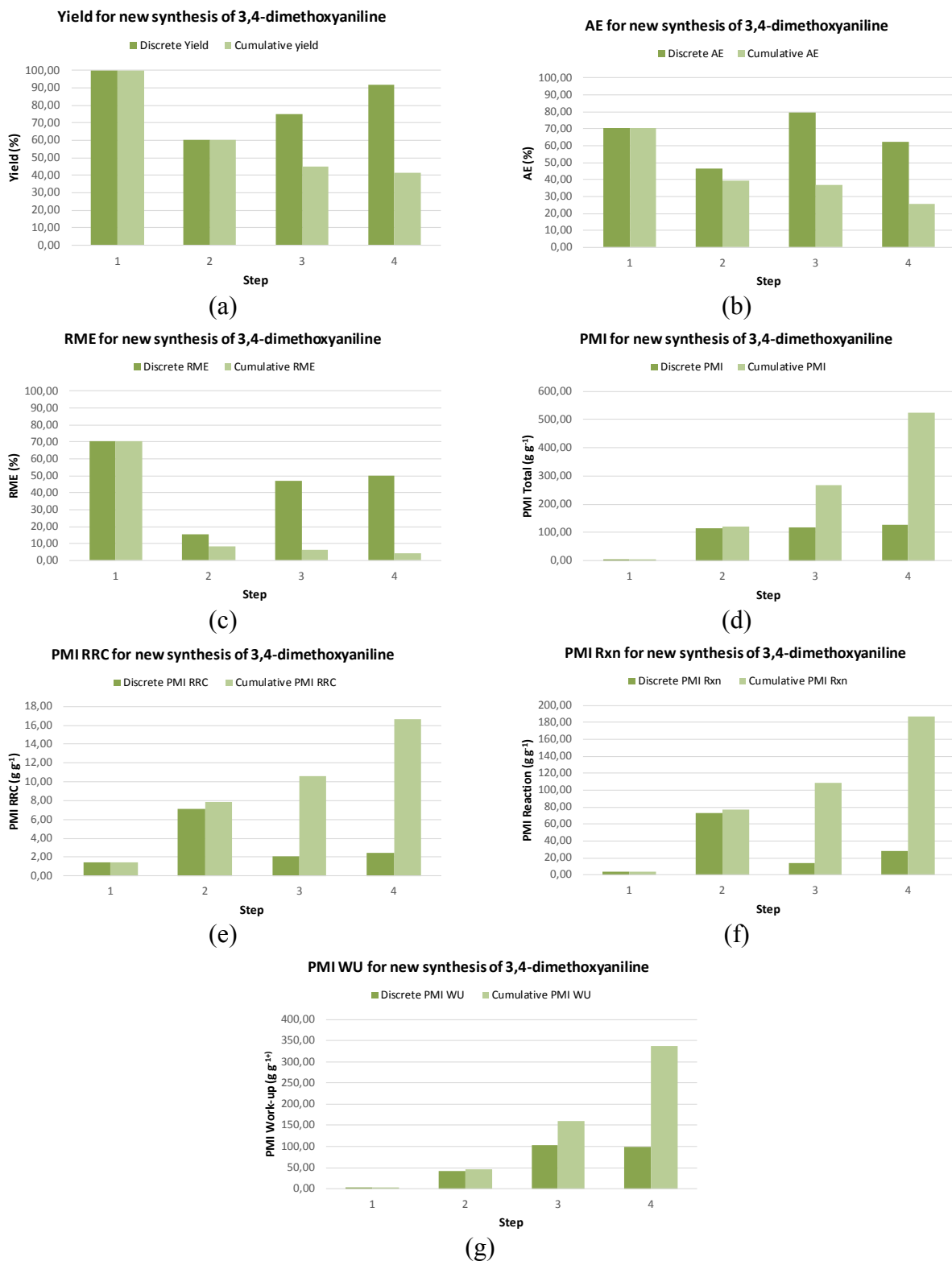


Figure S21. Yield, AE, RME, PMI, PMI RRC, PMI Rxn and PMI WU for the new synthesis of 3,4-dimethoxyaniline (**5a**).

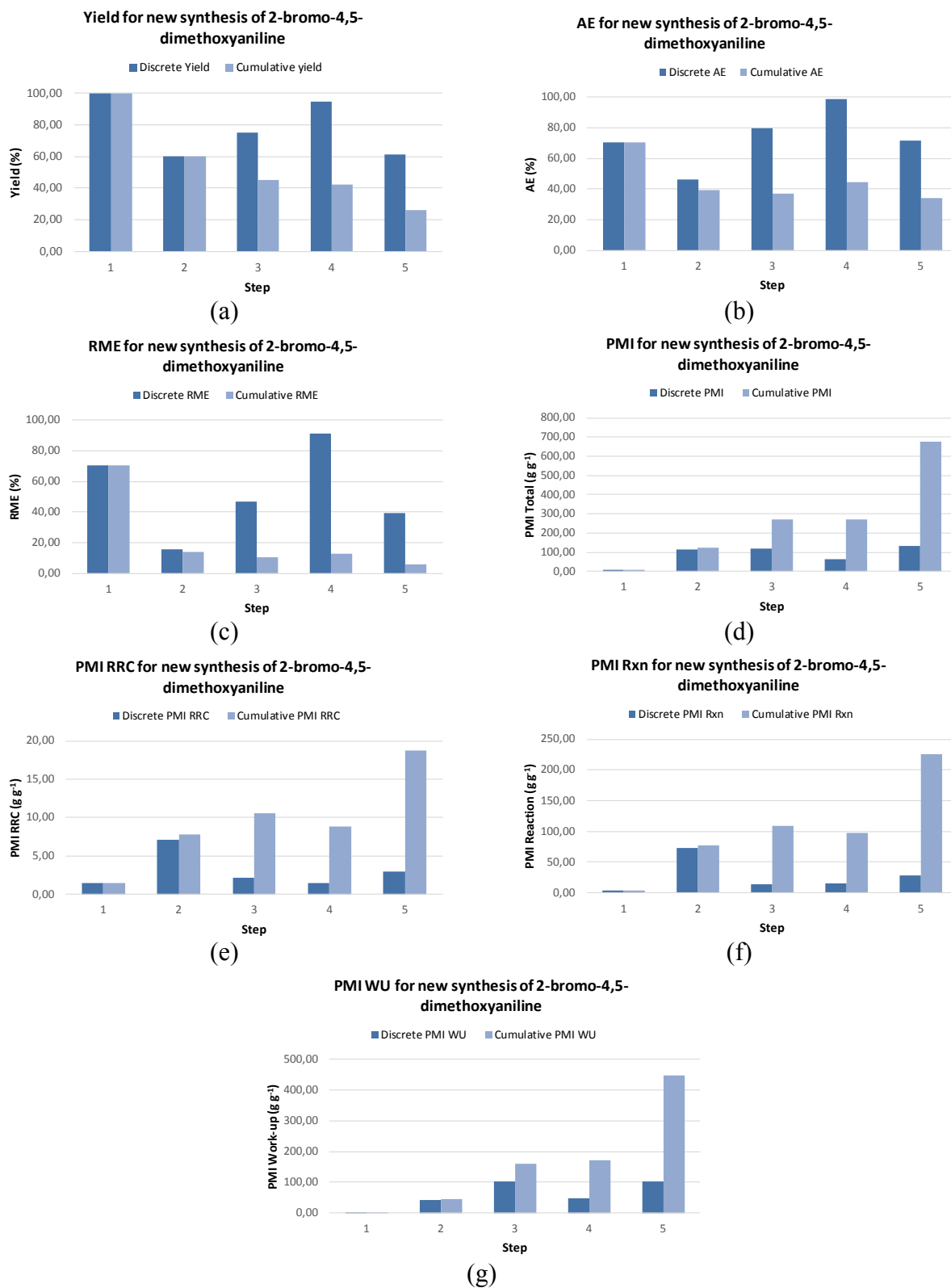


Figure S22. Yield, AE, RME, PMI, PMI RRC, PMI Rxn and PMI WU for the new synthesis of 2-bromo-4,5-dimethoxyaniline (7).

20.6 Ethylation of 4-propylguaiacol (**1a**) with diethylcarbonate

Ethylation of phenolic compounds is typically performed by using an excess of ethyl iodide in the presence of a base in DMF as solvent. This methodology enabled us to obtain the desired 1-ethoxy-2-methoxy-4-propylbenzene (**2b**) in 99% yield (Method A in Figure S23). However, since DMF is considered as a Substance of Very High Concern by ChemSec,²⁶ its use needs to be avoided. Also, the used excesses of reactant (ethyl iodide) and reagent (K_2CO_3) have a negative impact on the greenness of the approach, both quantitatively and qualitatively. Therefore, a new approach was developed similar to the earlier described methylation with dimethyl carbonate (see Sections 5 and 6, and Figure S18 Step 1 *New Approach* of this SI).²⁷ Treating the substrate **1a**, with a catalytic amount of base and 6.0 eq. of diethyl carbonate (which is also used as solvent) at 240 °C delivered the desired product **2b** in quantitative yield (Method B in Figure S23).

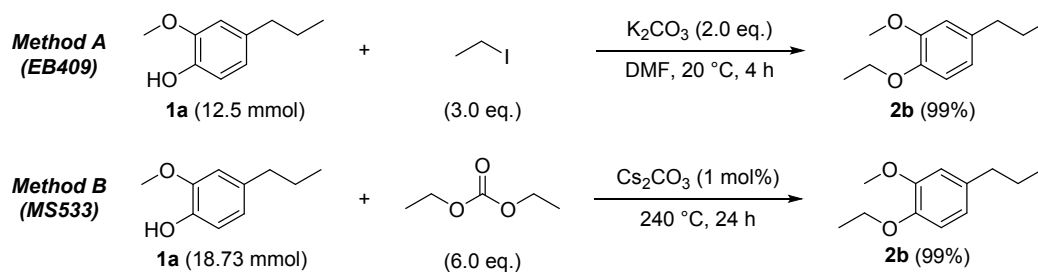


Figure S23. Synthesis of 1-ethoxy-2-methoxy-4-propylbenzene (**2b**) with ethyl iodide (A) and diethyl carbonate (B).

The green credentials were also evaluated using the CHEM21 Green Metrics Toolkit. The results are reported in Table S7 and Table S8. Since diethyl carbonate (DEC) is used both as reactant and as solvent in Method B, the theoretical value of 1.0 eq. was considered as reactant and the remaining 5.0 eq. as solvent. When looking at the data for the quantitative metrics analysis (Table S7), it is clear that the method involving DEC scores better than the traditional method with ethyl iodide (EtI). The PMI RCC and PMI Rxn, with or without including solvent, could be decreased to half of the original value (8.64 to 4.42 and 4.72 to 2.04, respectively). While yield and AE are similar for both approaches, RME is higher for method B. An explanation for the rather low AE in both reactions can be found in the structures of the ethylating reactants, since both ethyl iodide and diethyl carbonate possess a leaving group which contributes to more than 75% of the molecular weight of the compound. In the assessment of the qualitative metrics, the difference between the two methods is also remarkable. Both for Health & Safety and the amount of reagent used, the red













flag could be transformed into a green flag. This improvement in metrics is also seen for the used solvent. DEC is unfortunately not present in the CHEM21 Solvent Guide. Therefore, a full analysis as described in this Guide, taking into account physical properties, H statements and REACH registration, was required leading to a classification as “recommended” and therefore another green flag.¹² Only for the required temperature, diethyl carbonate scores a red flag in comparison to ethyl iodide. This is inherent to the reactant properties requiring a high temperature for use as alkylating agent.

Table S7. Quantitative metrics for the synthesis of 1-ethoxy-2-methoxy-4-propylbenzene (**2b**).

Method	Yield (%)	AE (%)	RME (%)	PMI (g·g ⁻¹)	PMI RRC ^a (g·g ⁻¹)	PMI Rxn ^b (g·g ⁻¹)	PMI WU ^c (g·g ⁻¹)
A (EtI)	99	60	30	187	4.72	8.64	178
B (DEC)	99	68	49	6.85	2.04	4.42	2.42

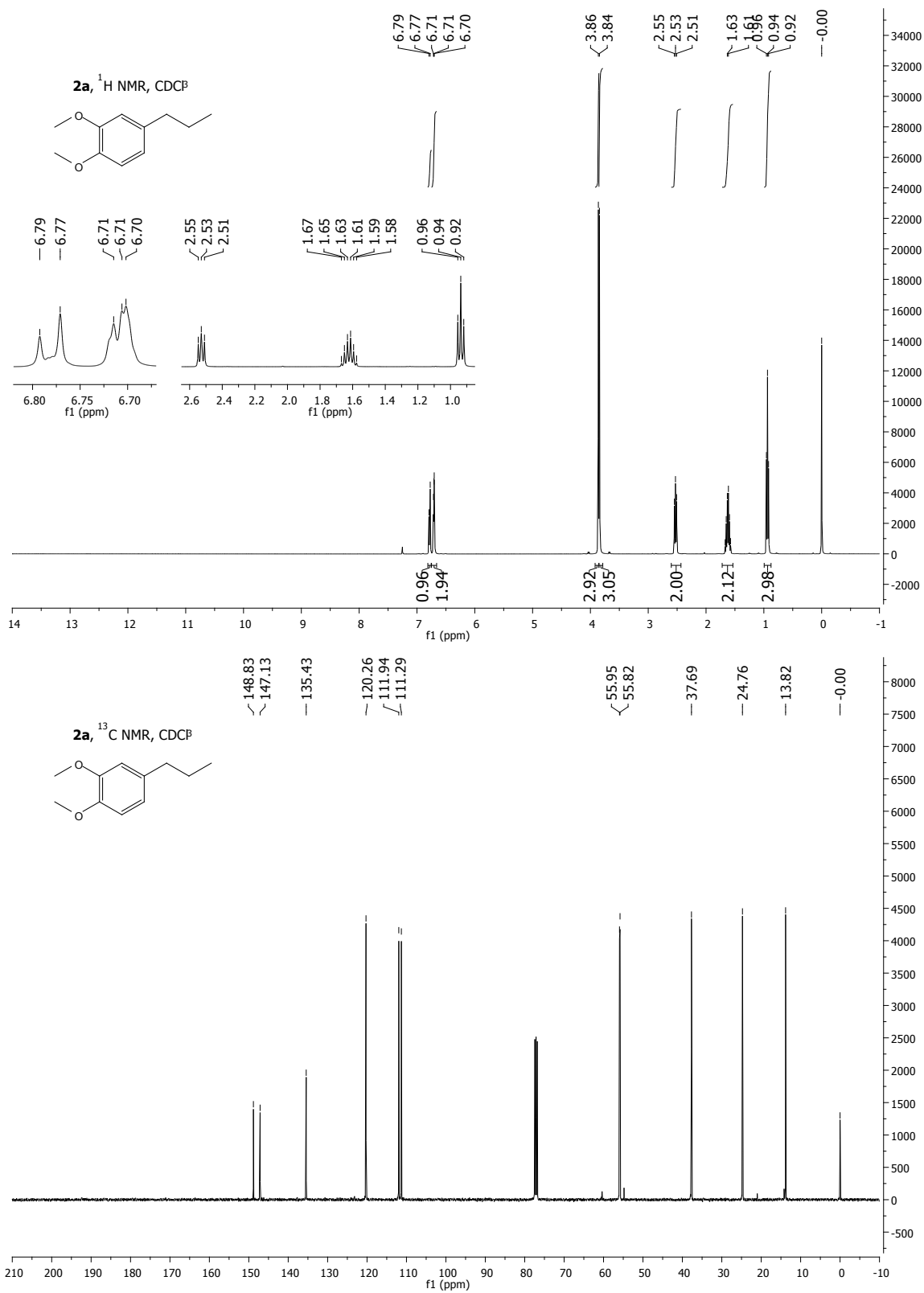
^a RRC: Reactants, Reagents, Catalysts. ^b Rxn: Reaction. ^c WU: Work-up.

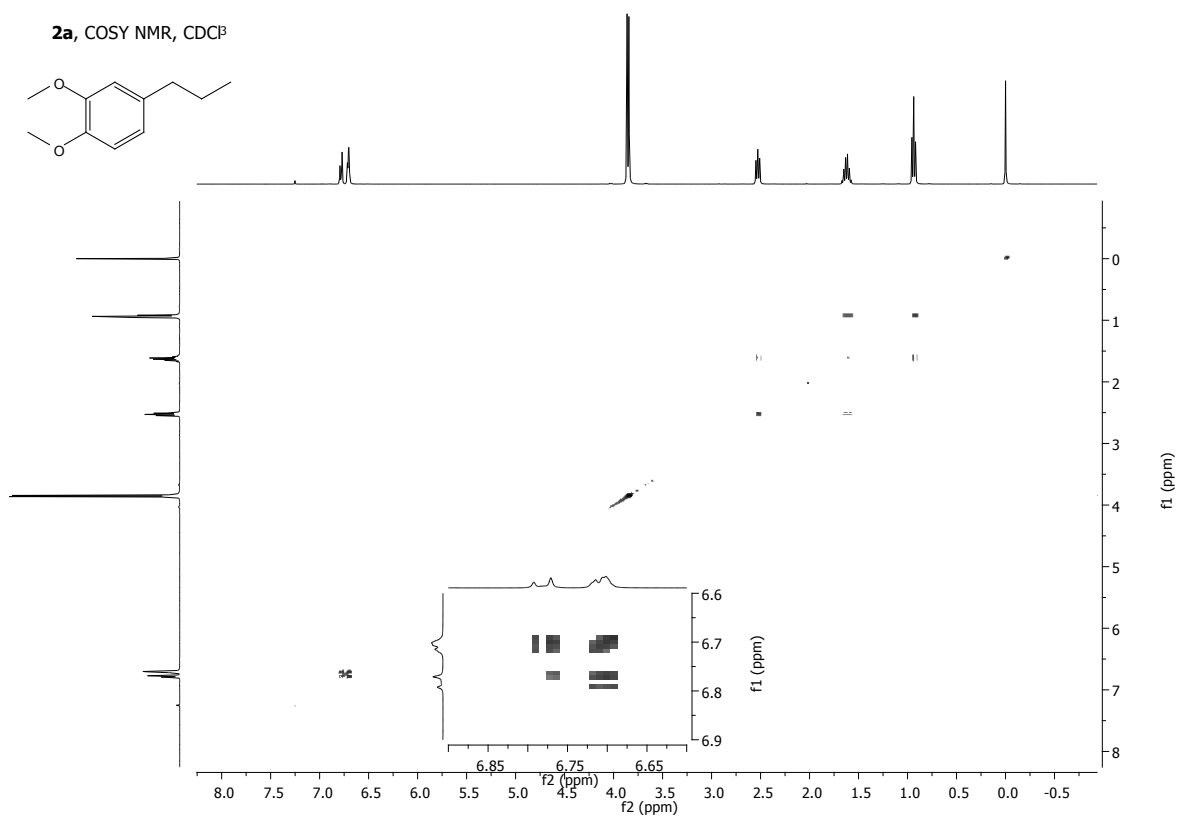
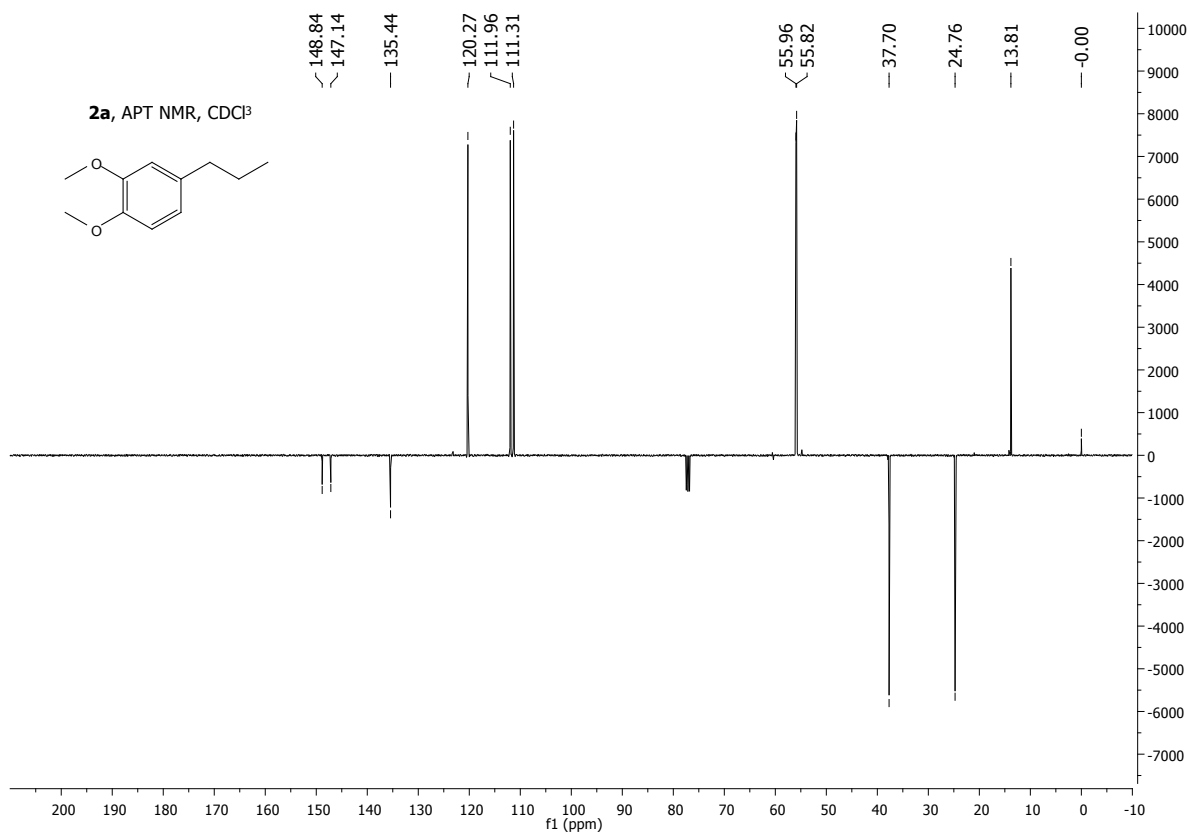
Table S8. Qualitative appraisal of solvent use, inherent hazards of used chemicals, catalyst/reagent use, energy and work-up methods for the synthesis of 1-ethoxy-2-methoxy-4-propylbenzene (**2b**).

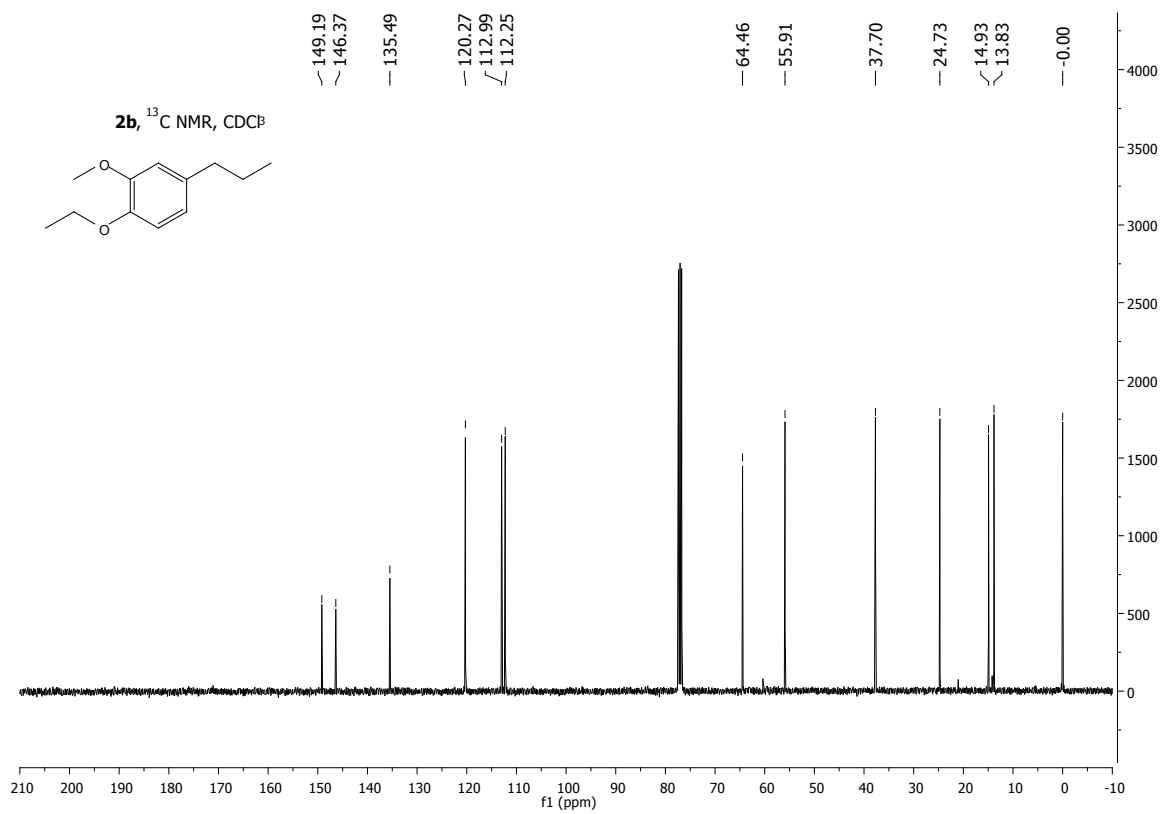
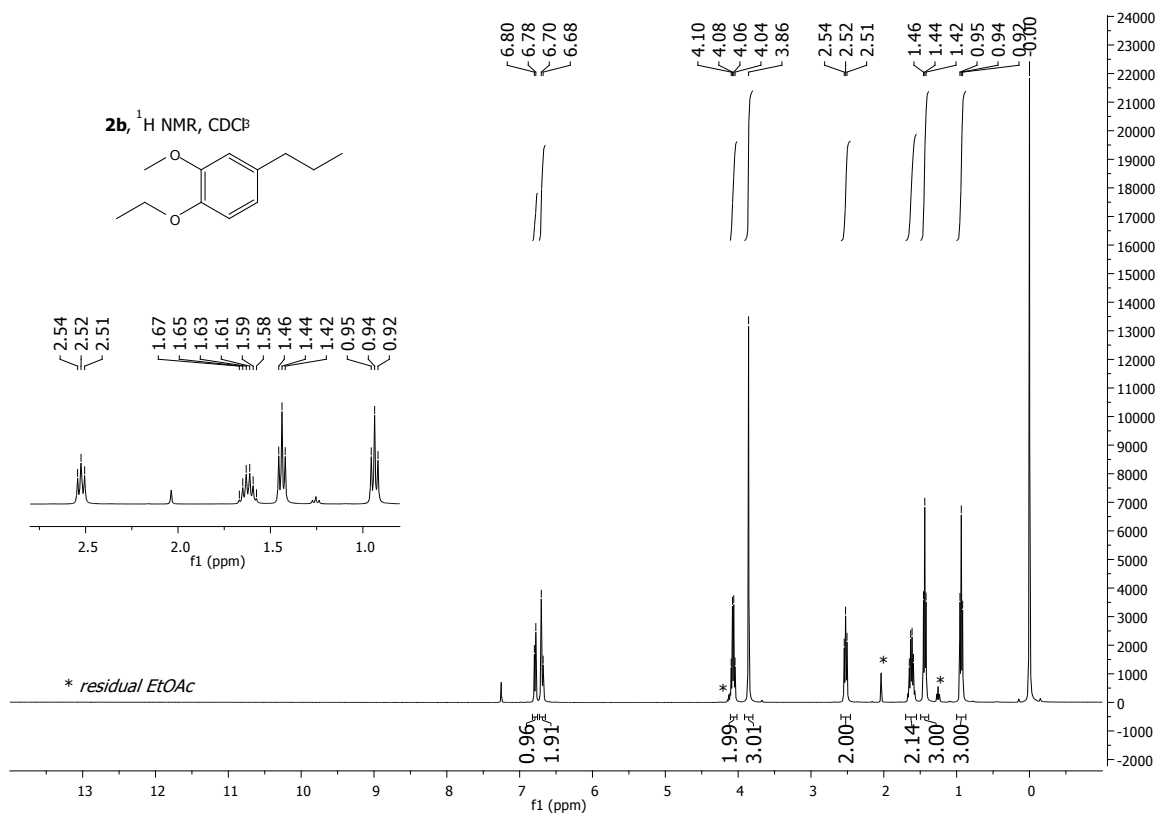
Method	Solvents	Flag	Critical elements	Flag	Health and Safety	Flag	Reagent used	Flag	Energy	Flag	Work-up	Flag
A (EtI)	DMF		I		DMF: H360 ^a		Excess		20 °C		Extraction	
B (DEC)	DEC		-		- ^a		Catalyst		240 °C		Filtration	

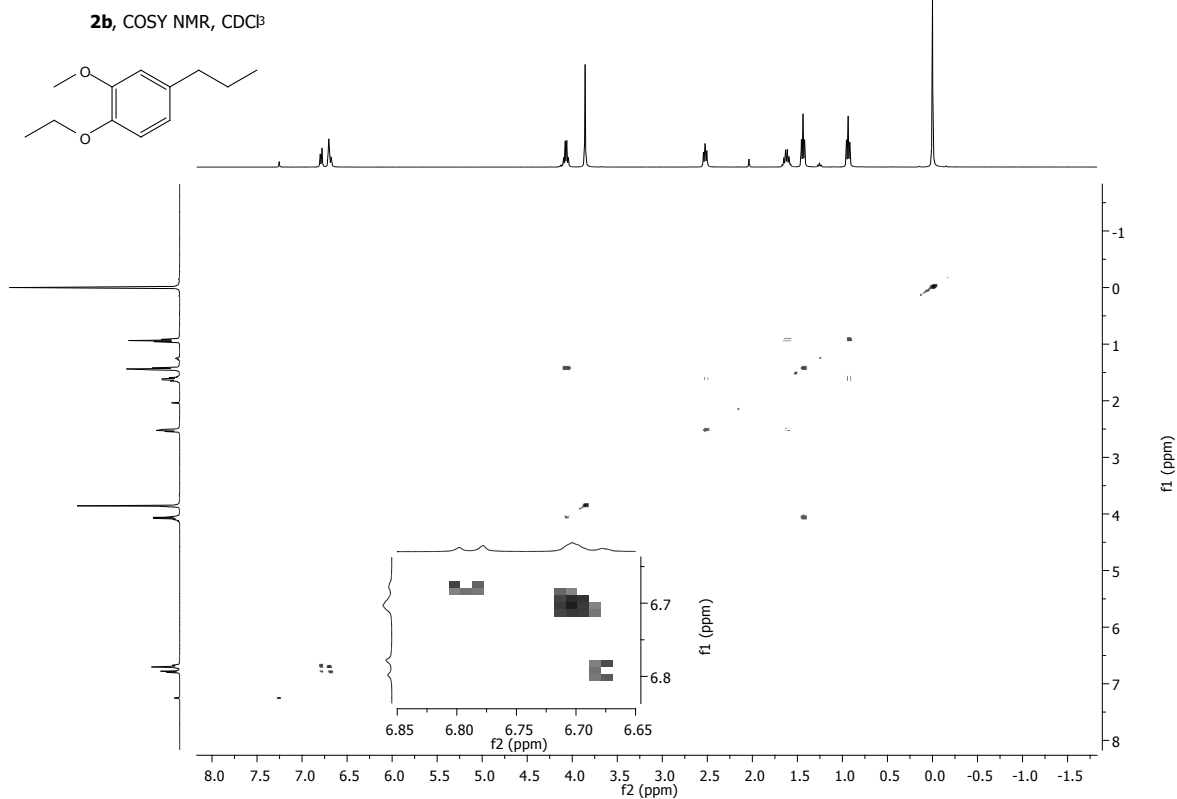
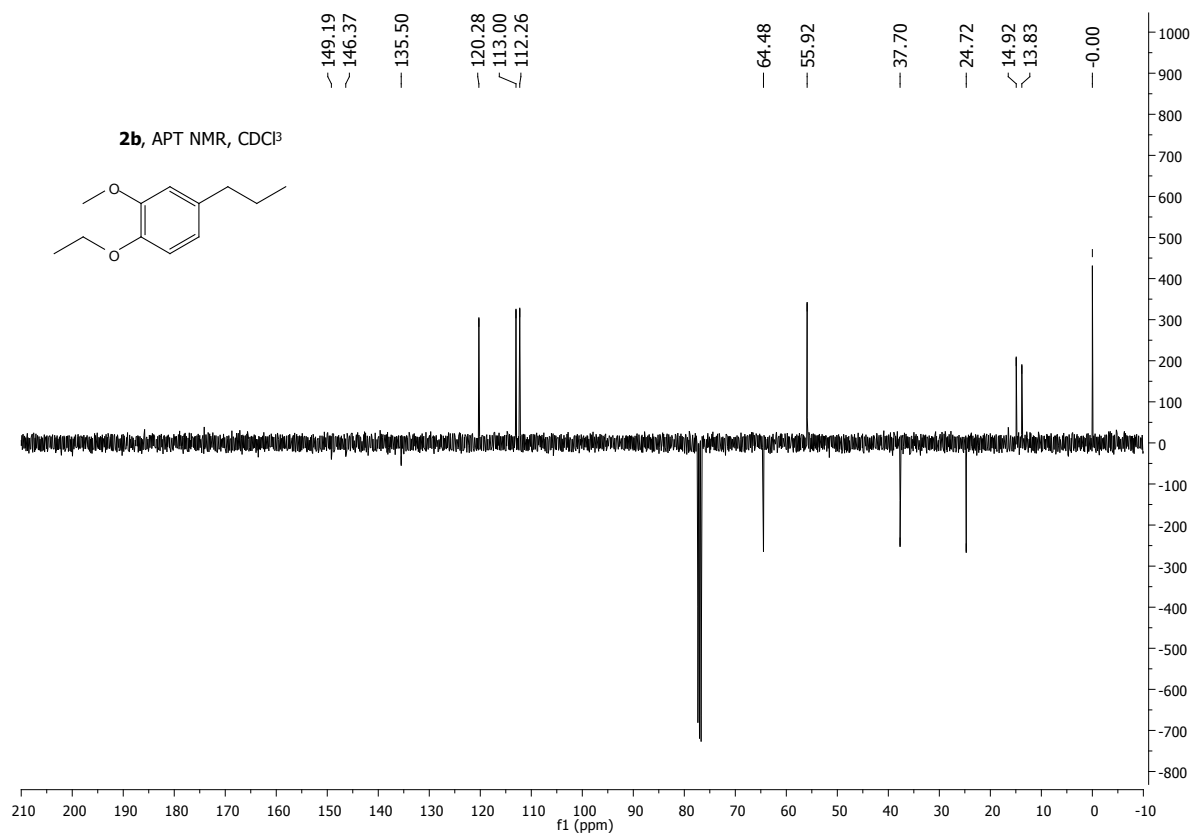
^a: The substrate, 4-propylguaiacol (**1a**) is toxic in contact with skin (H311), which leads to a yellow flag for “Health & Safety”. However, it is the starting material for both approaches and therefore not included.

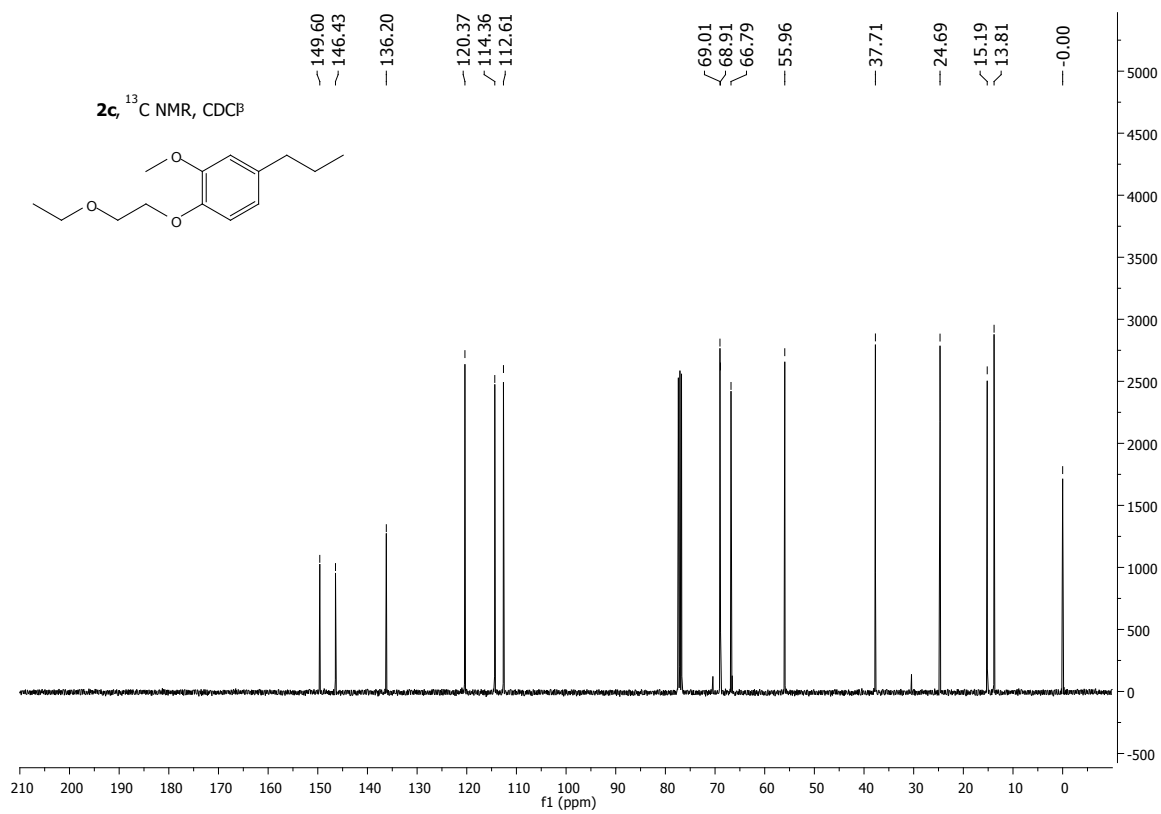
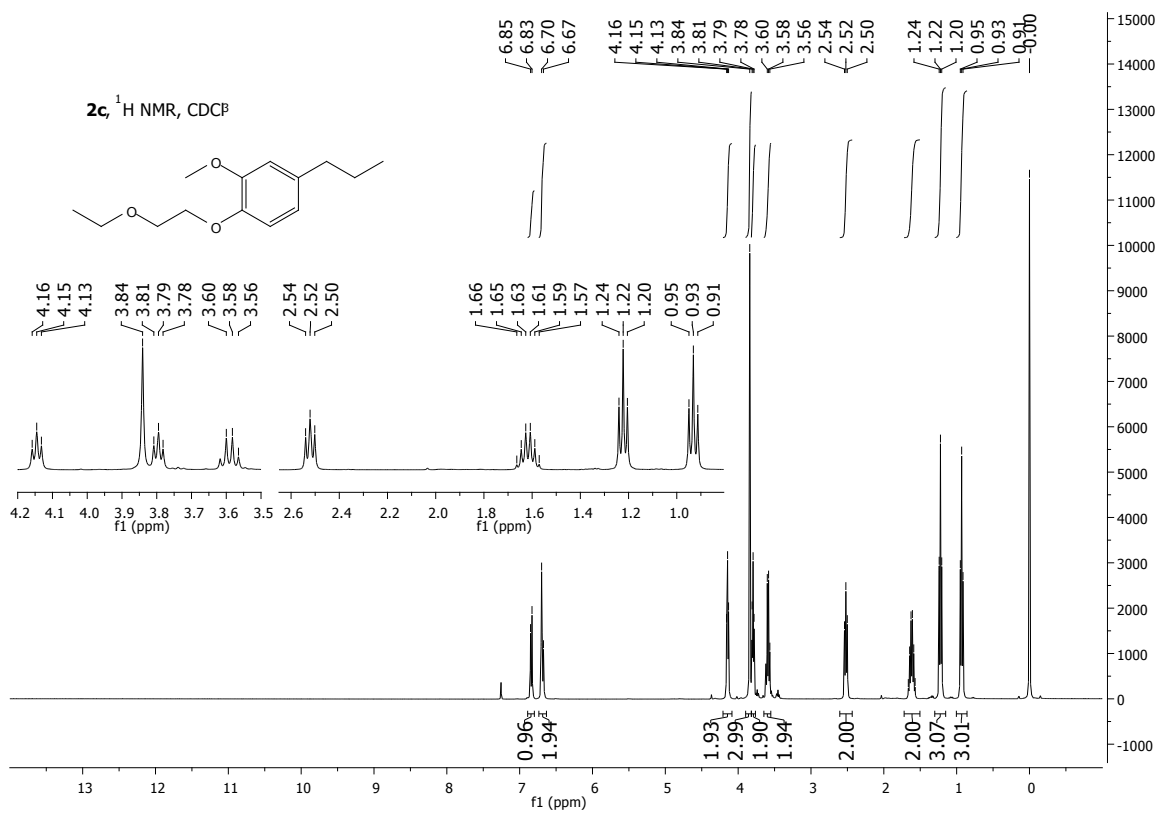
21 NMR spectra

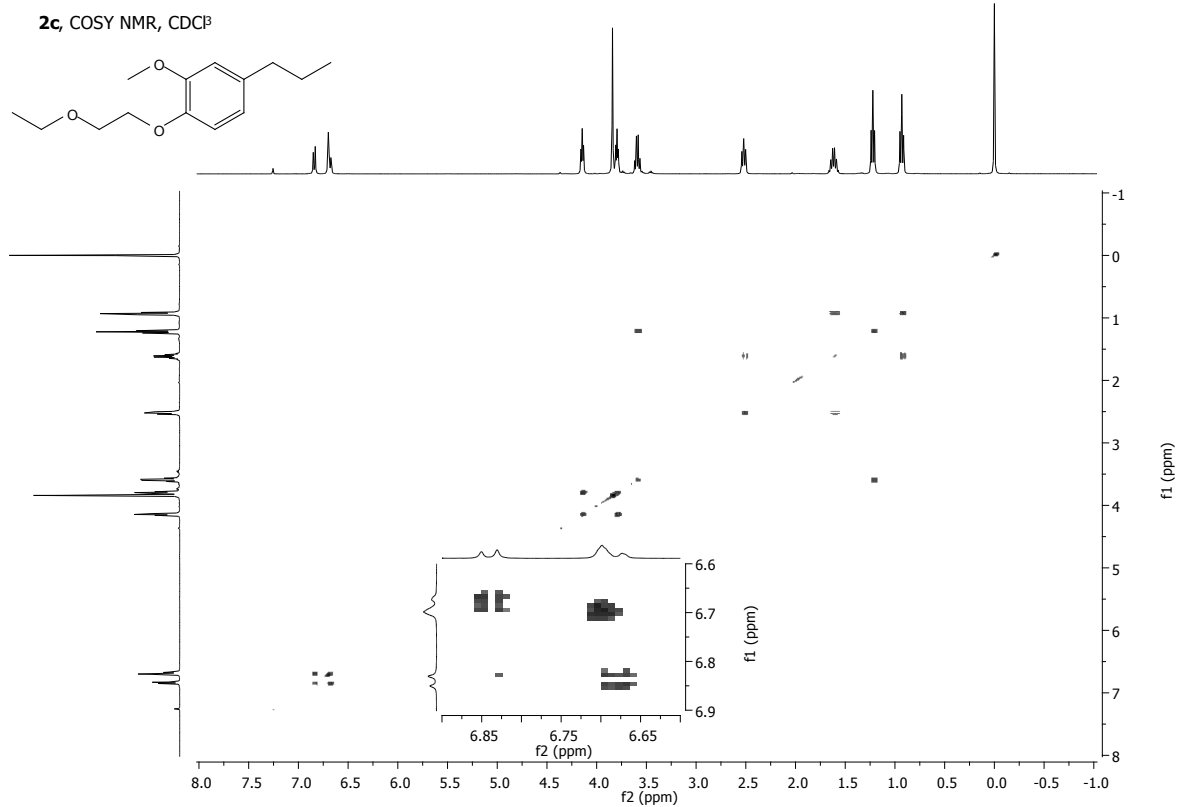
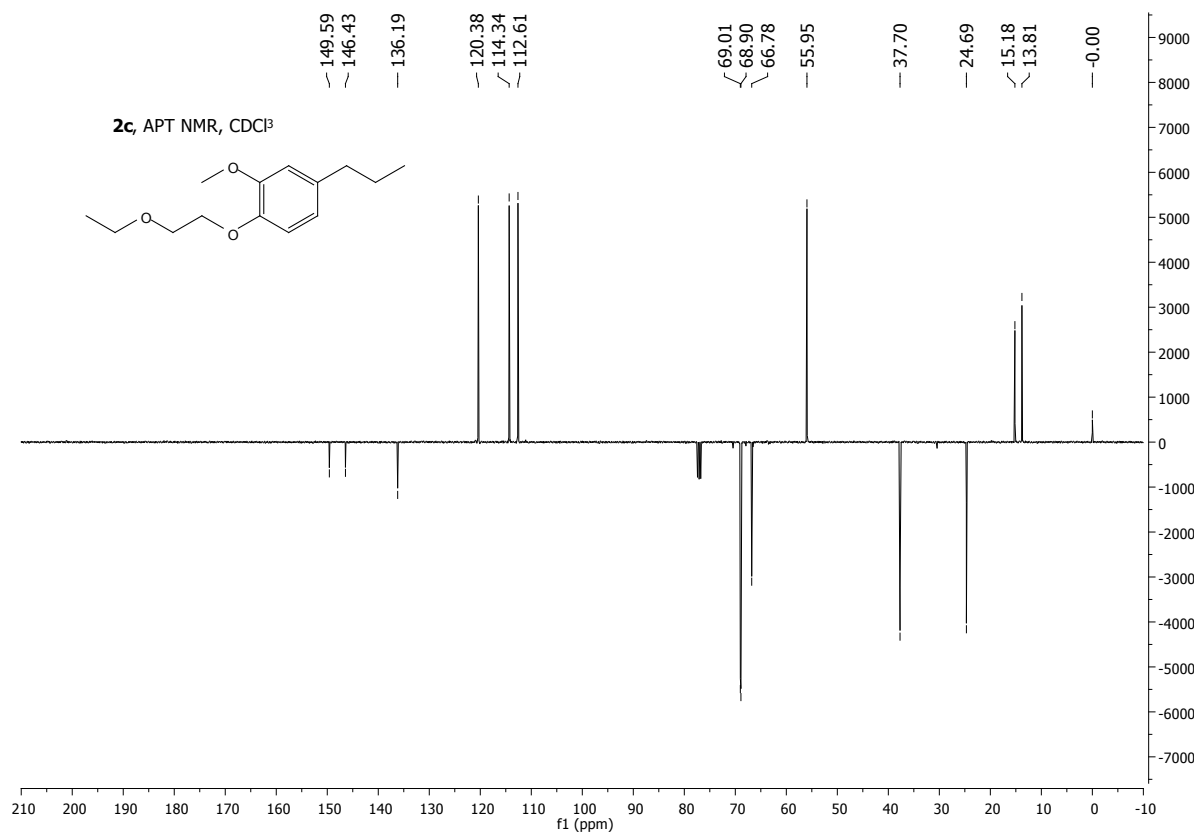


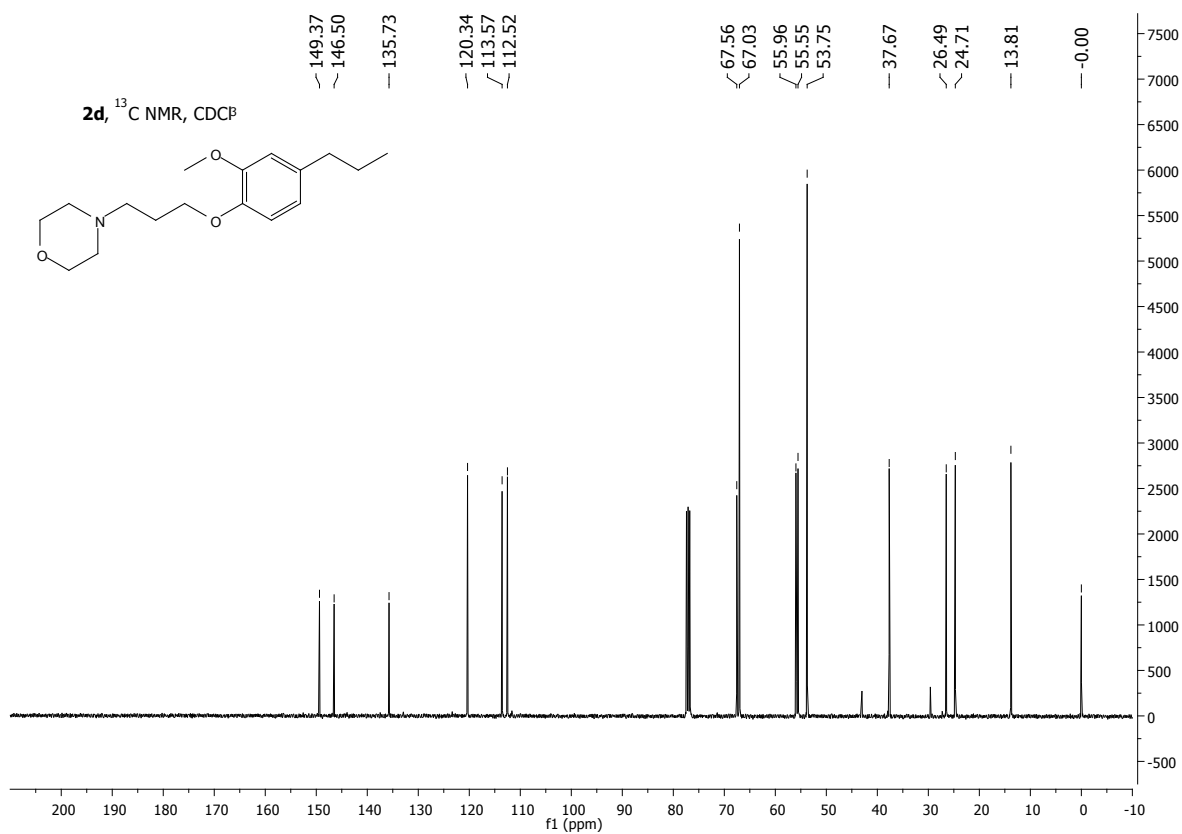
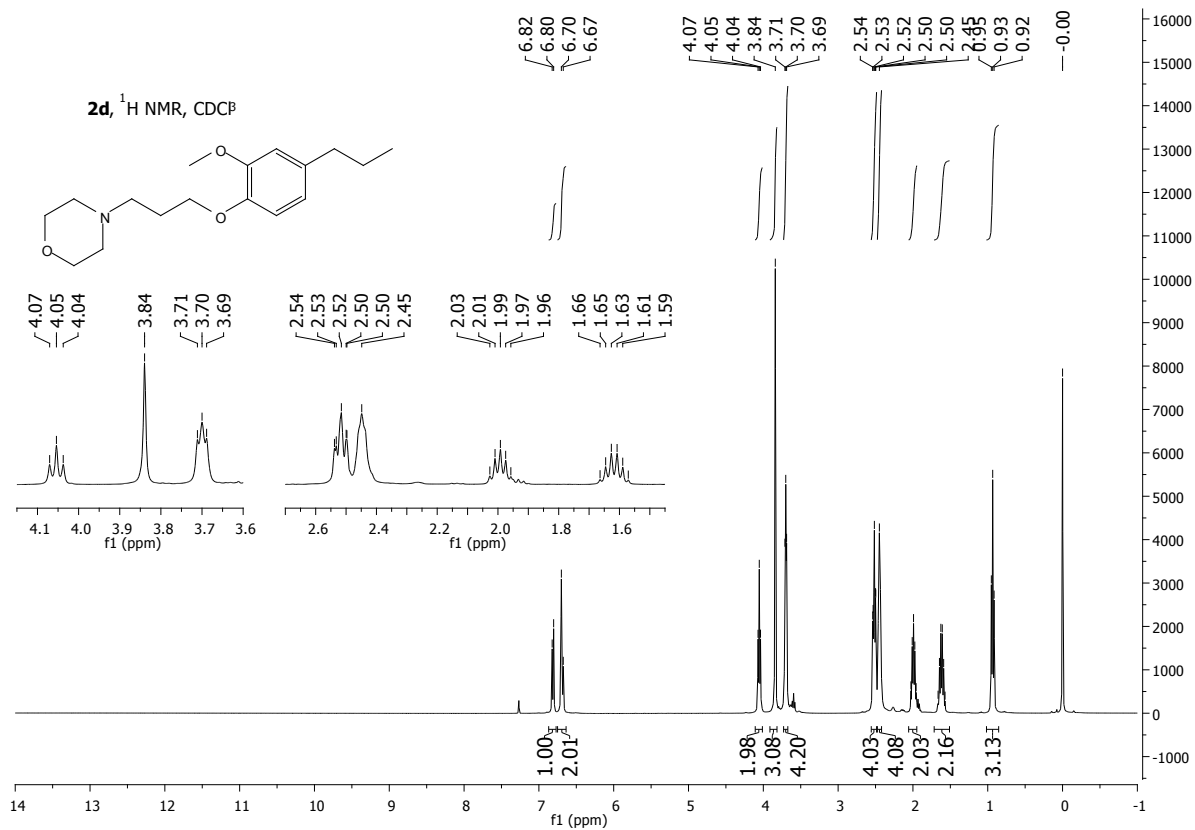


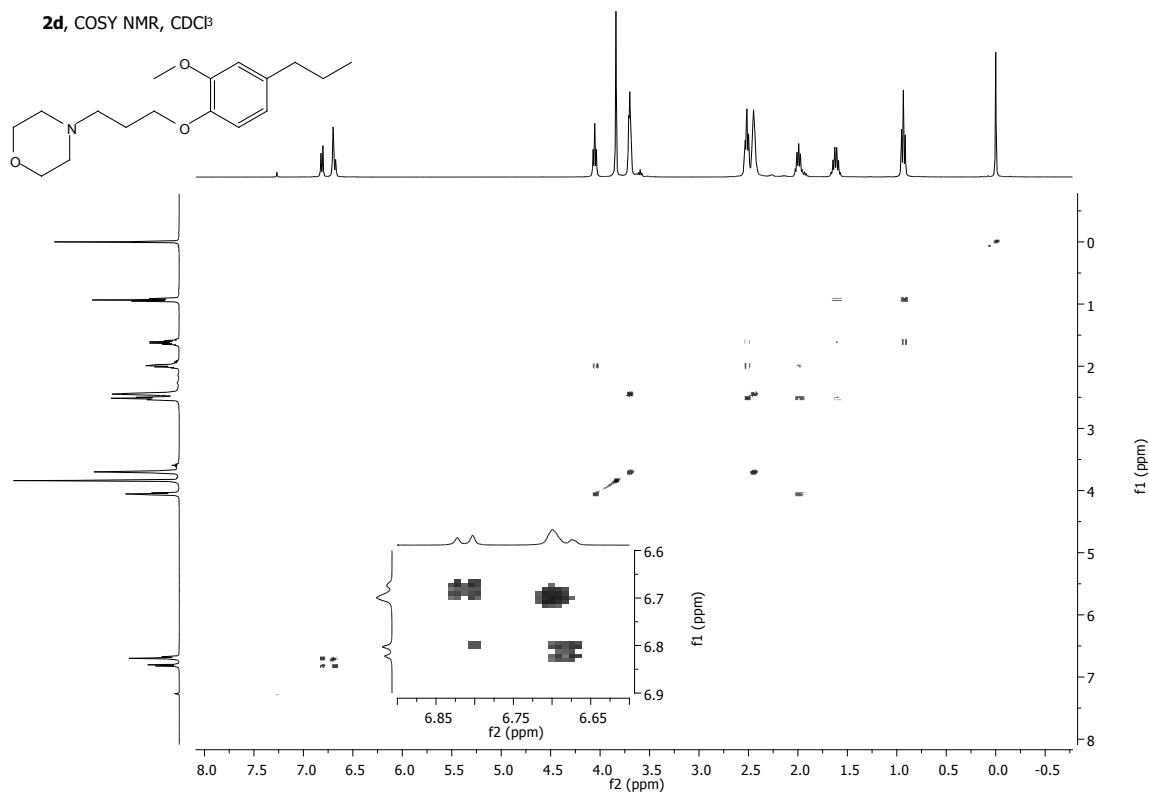
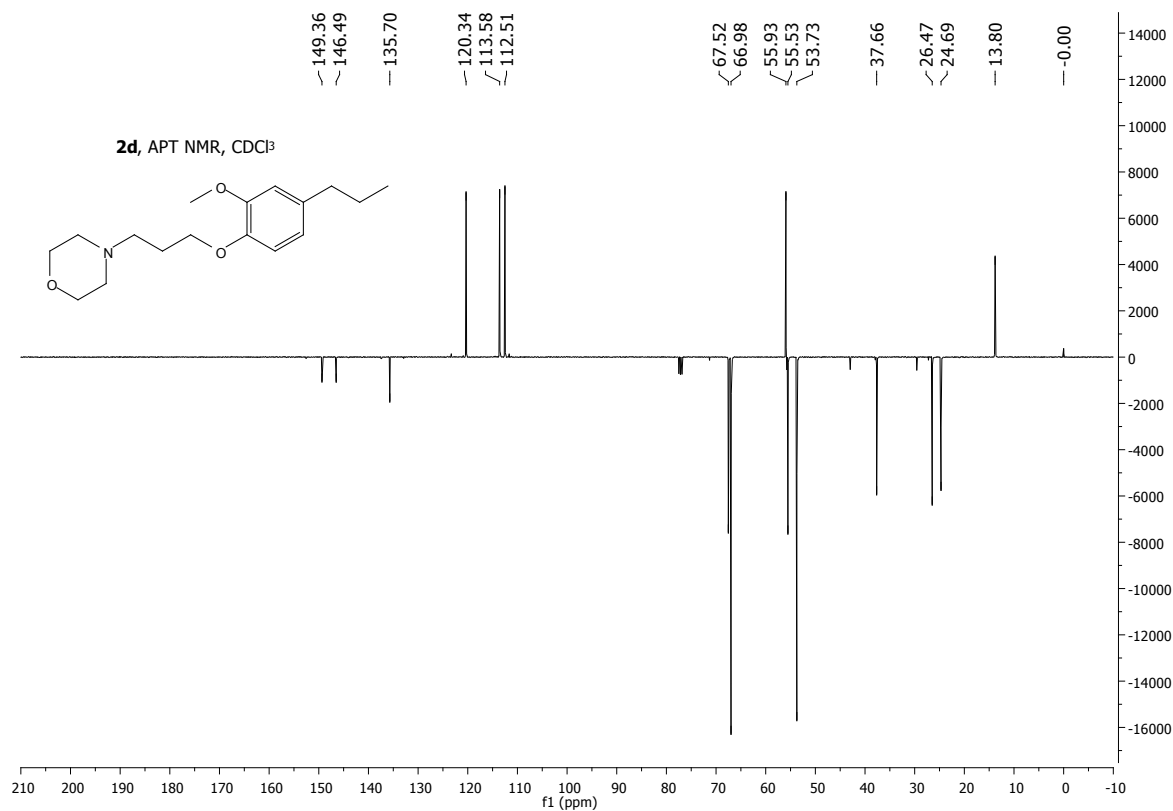


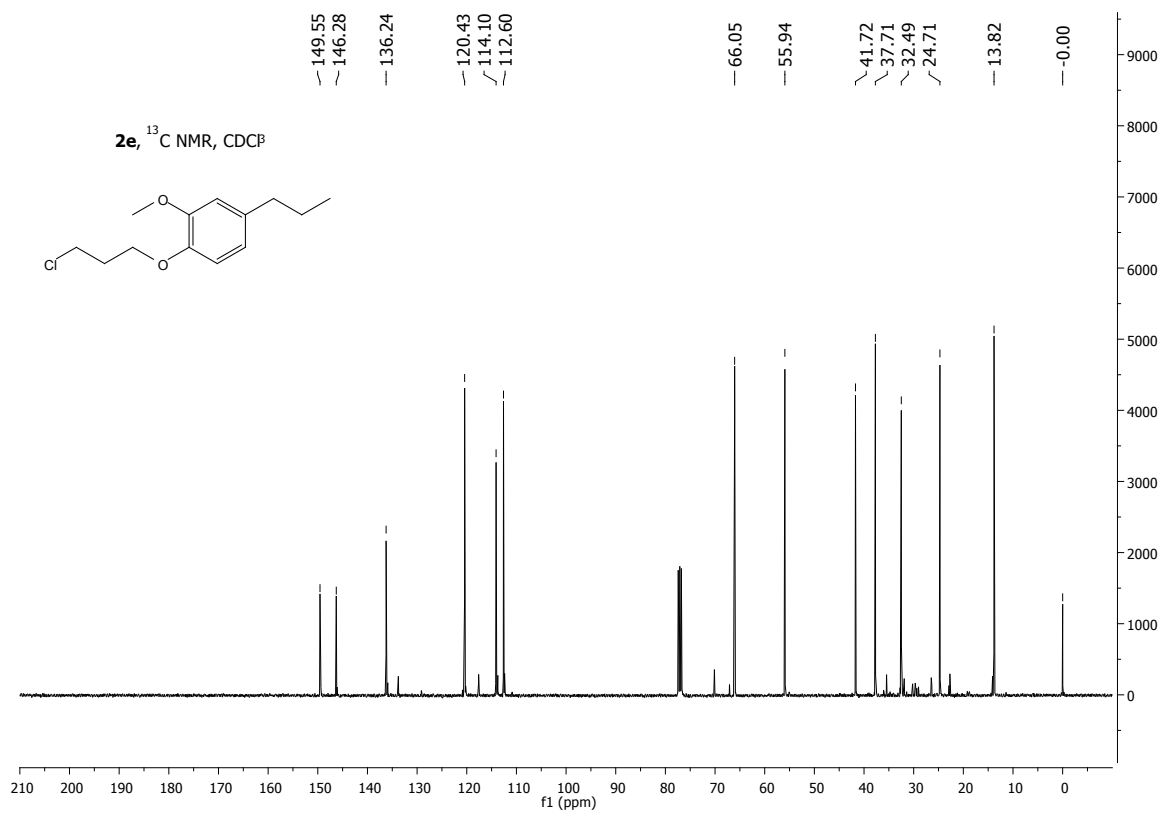
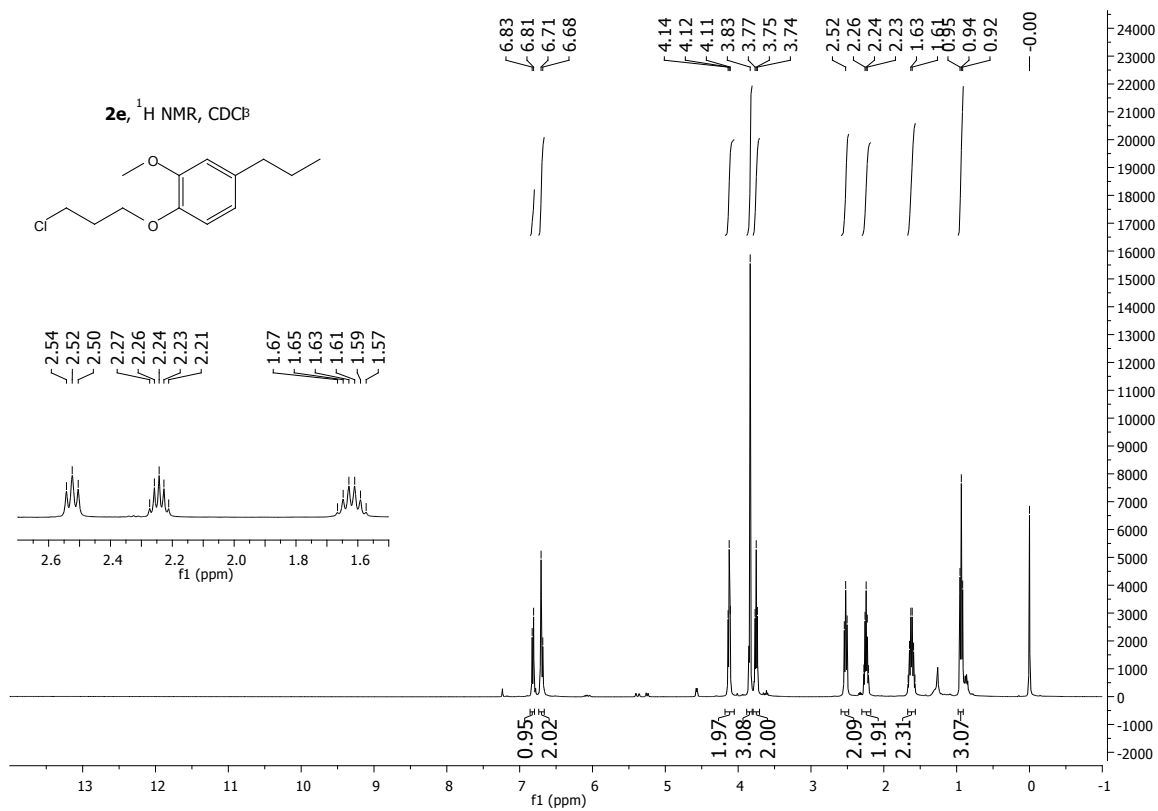


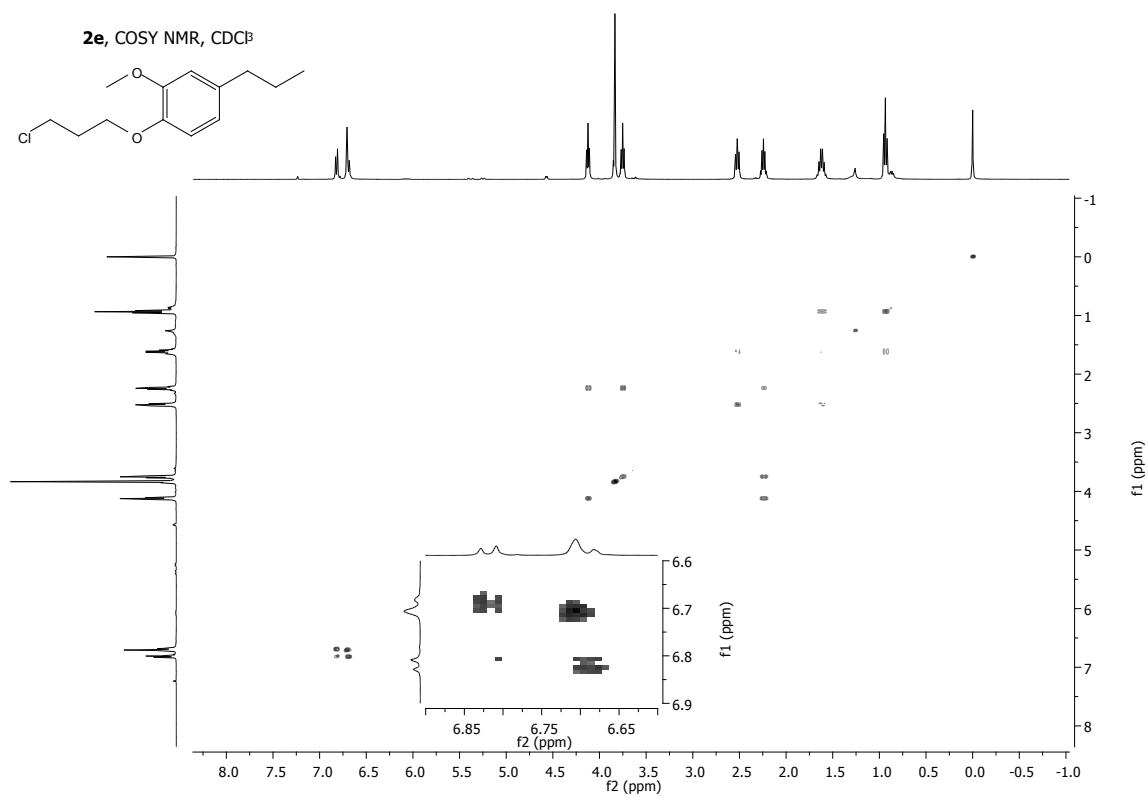
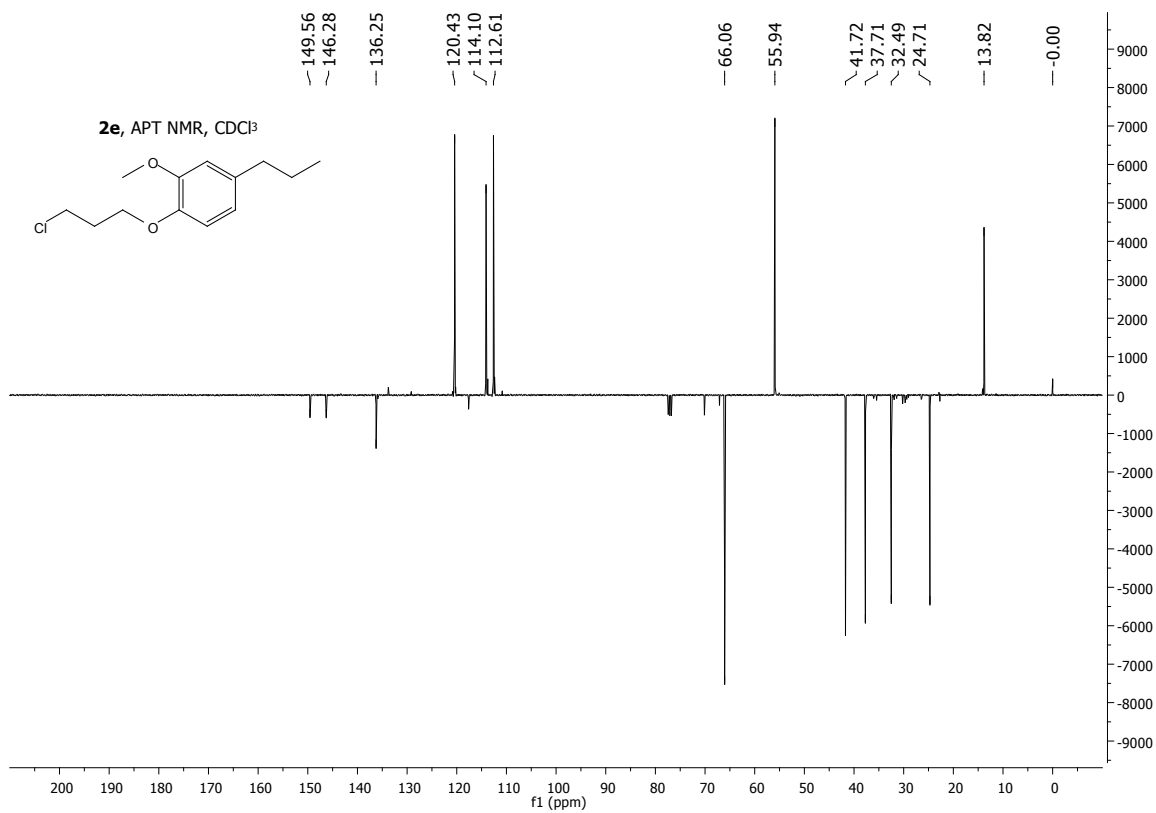


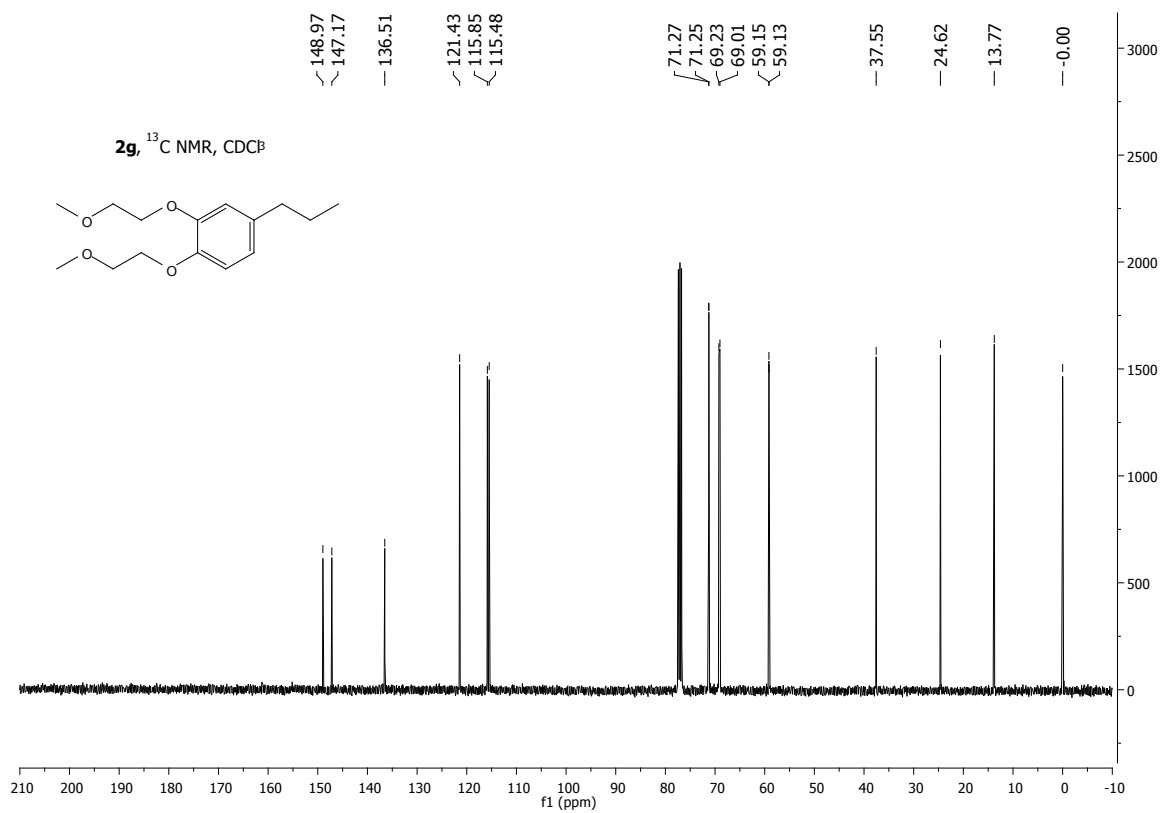
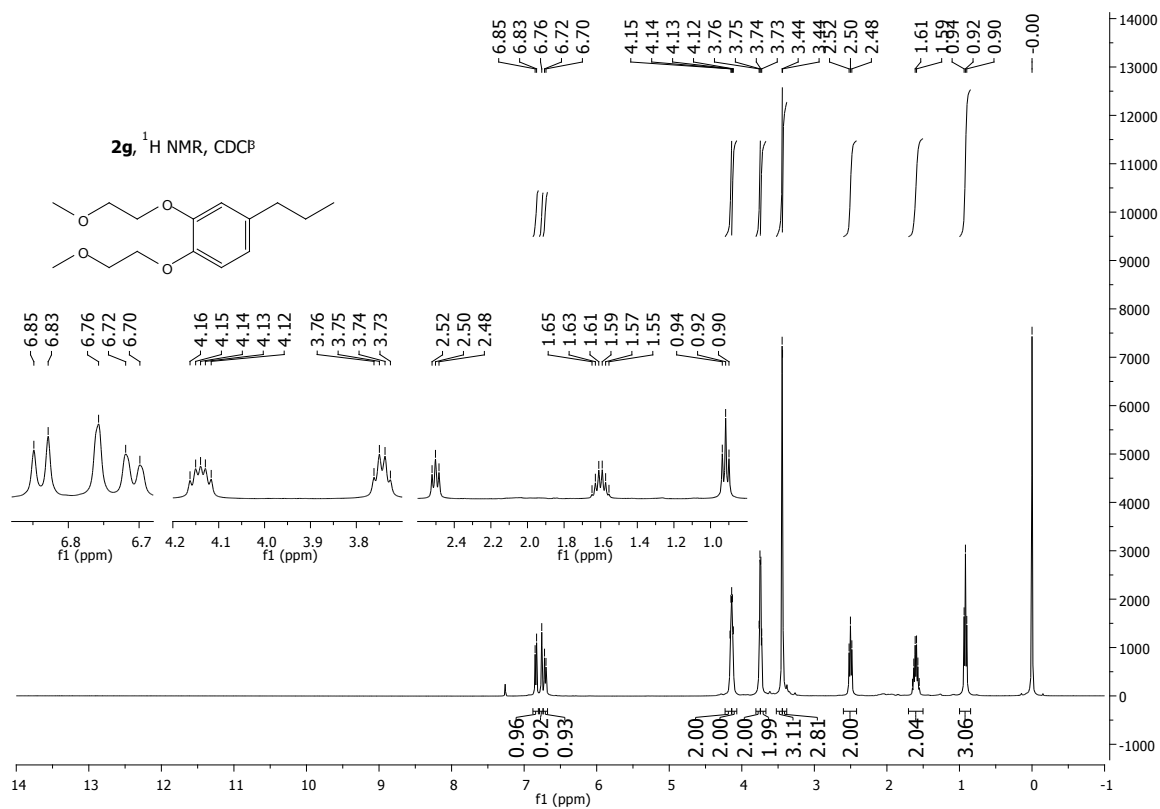


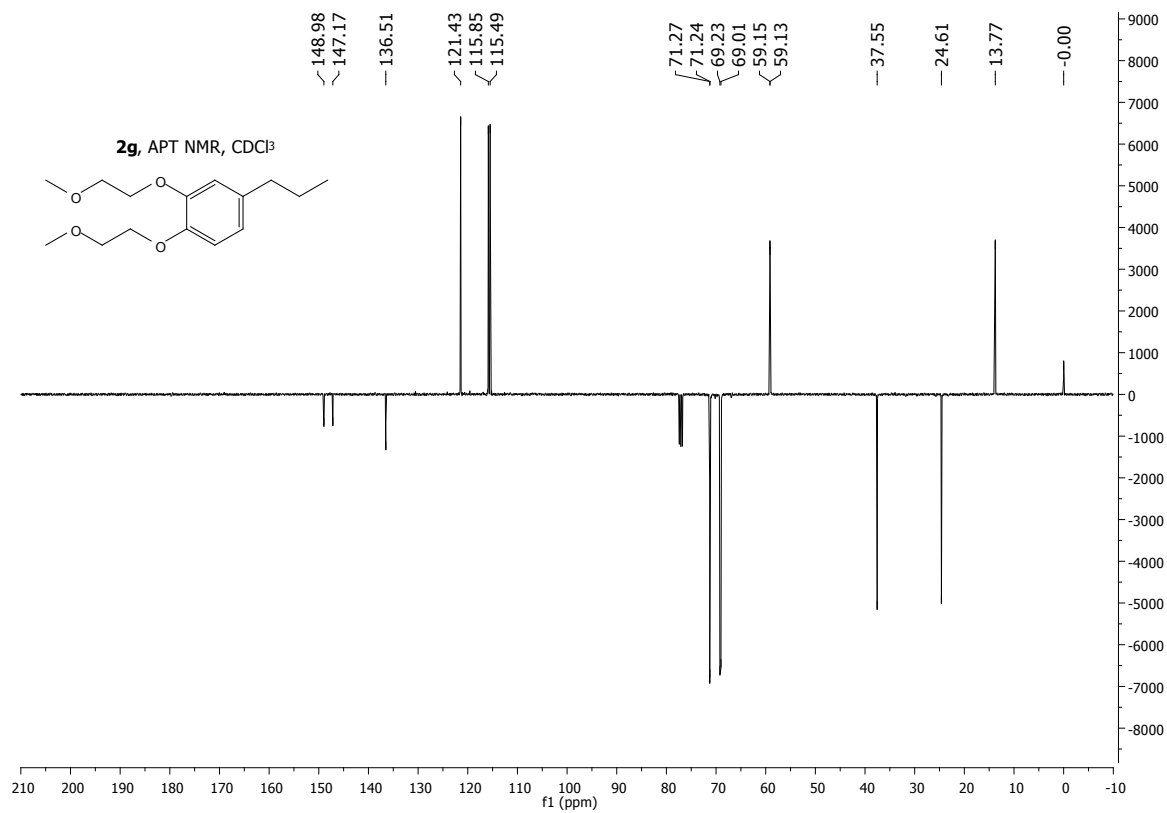


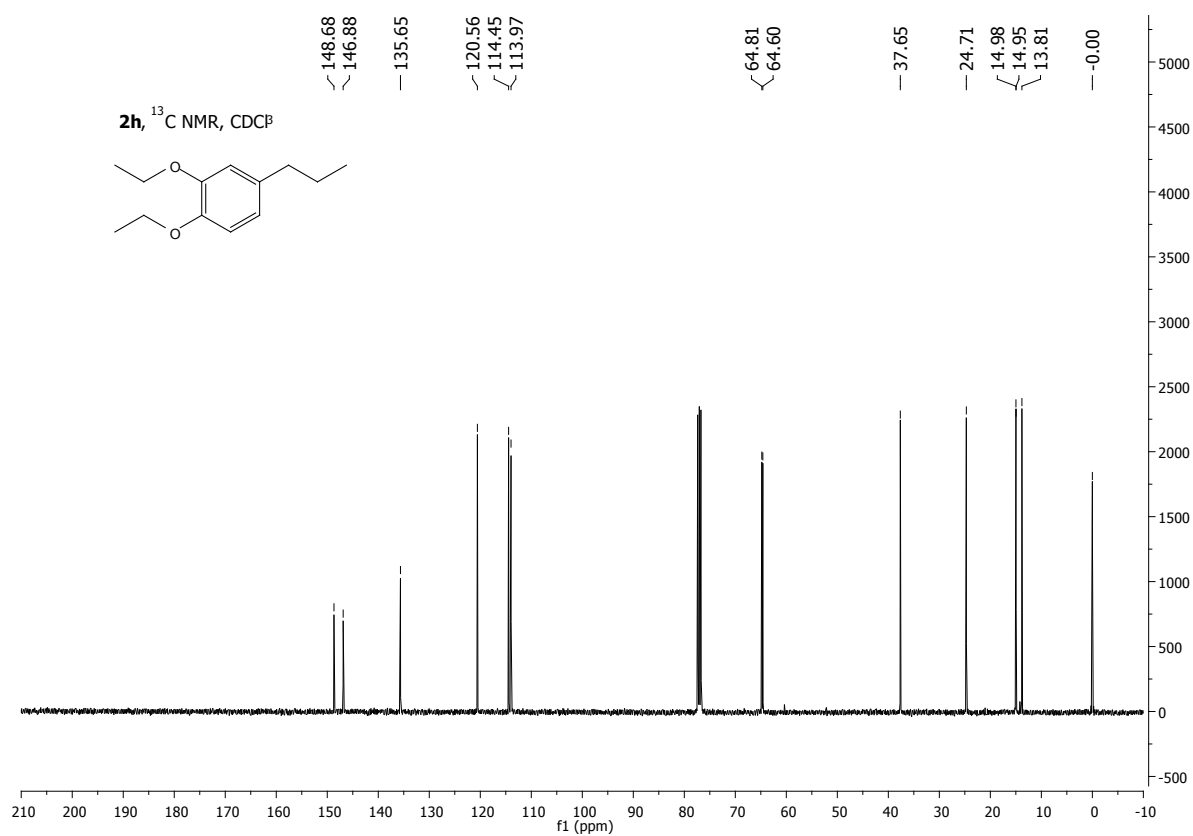
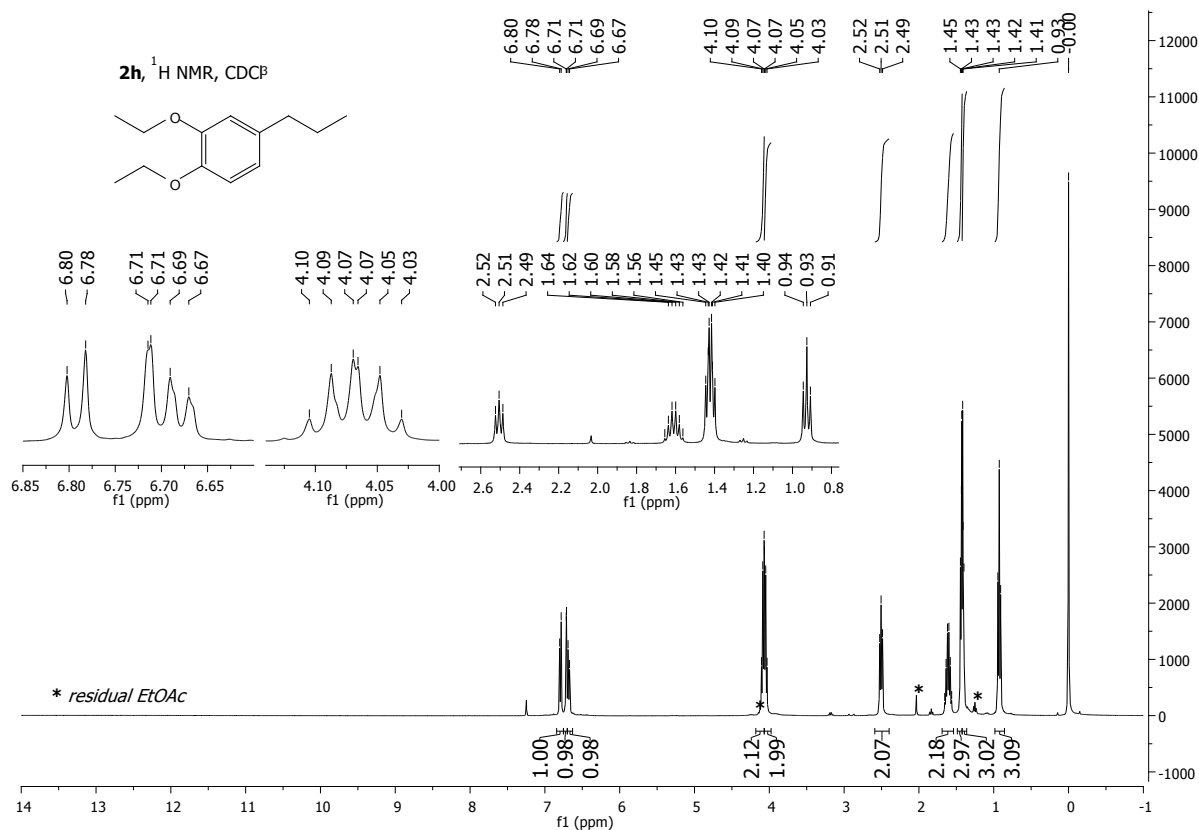


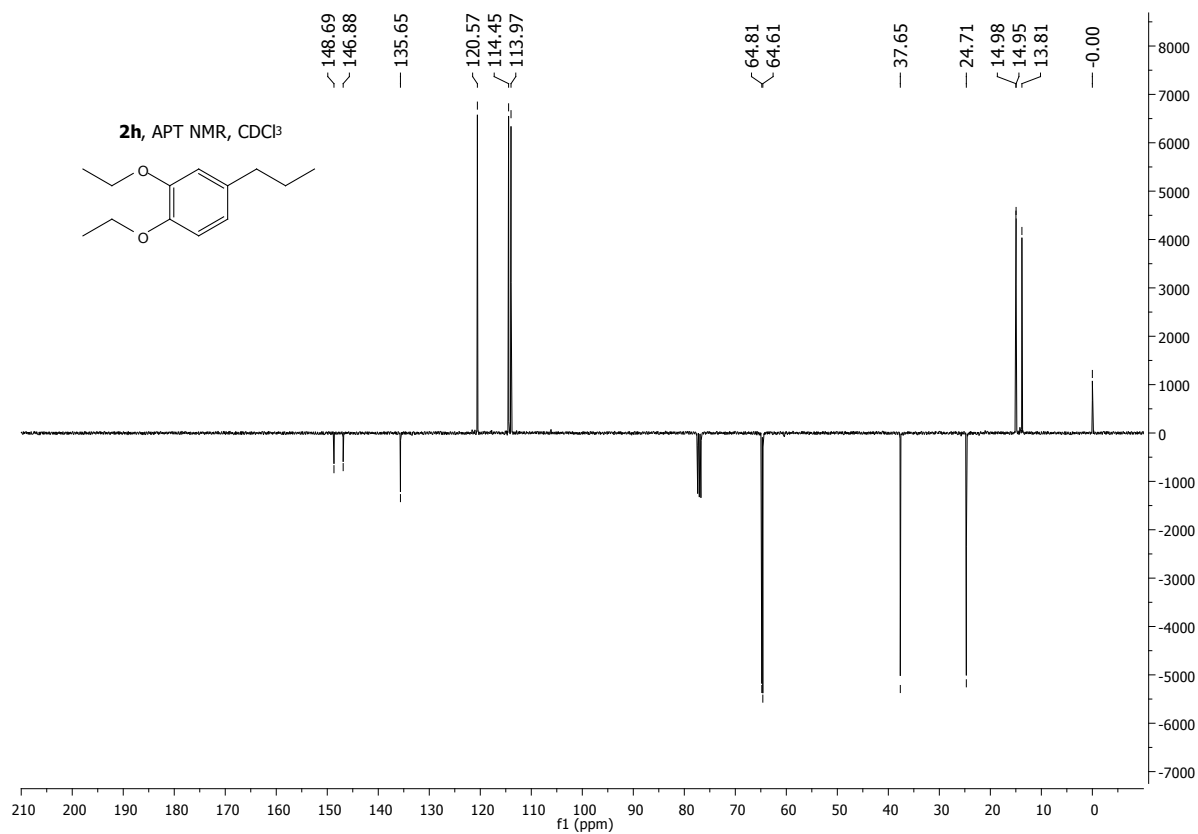


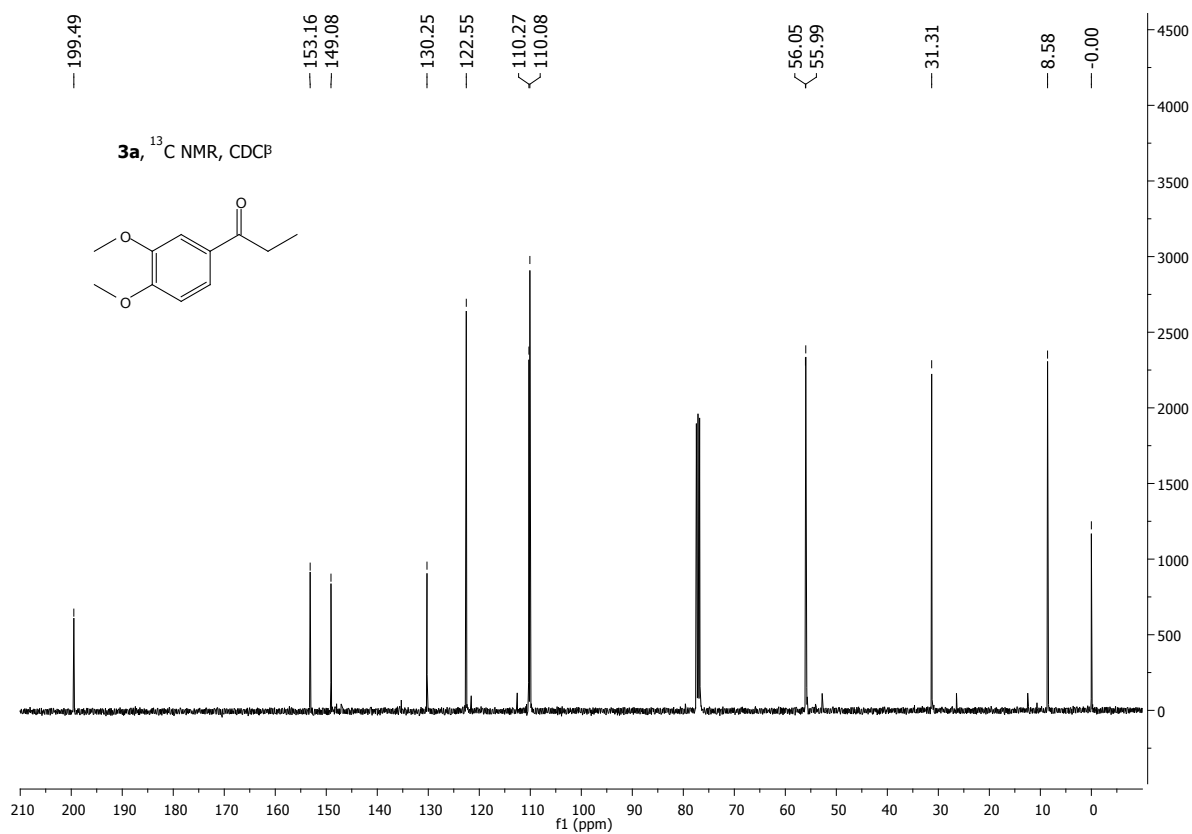
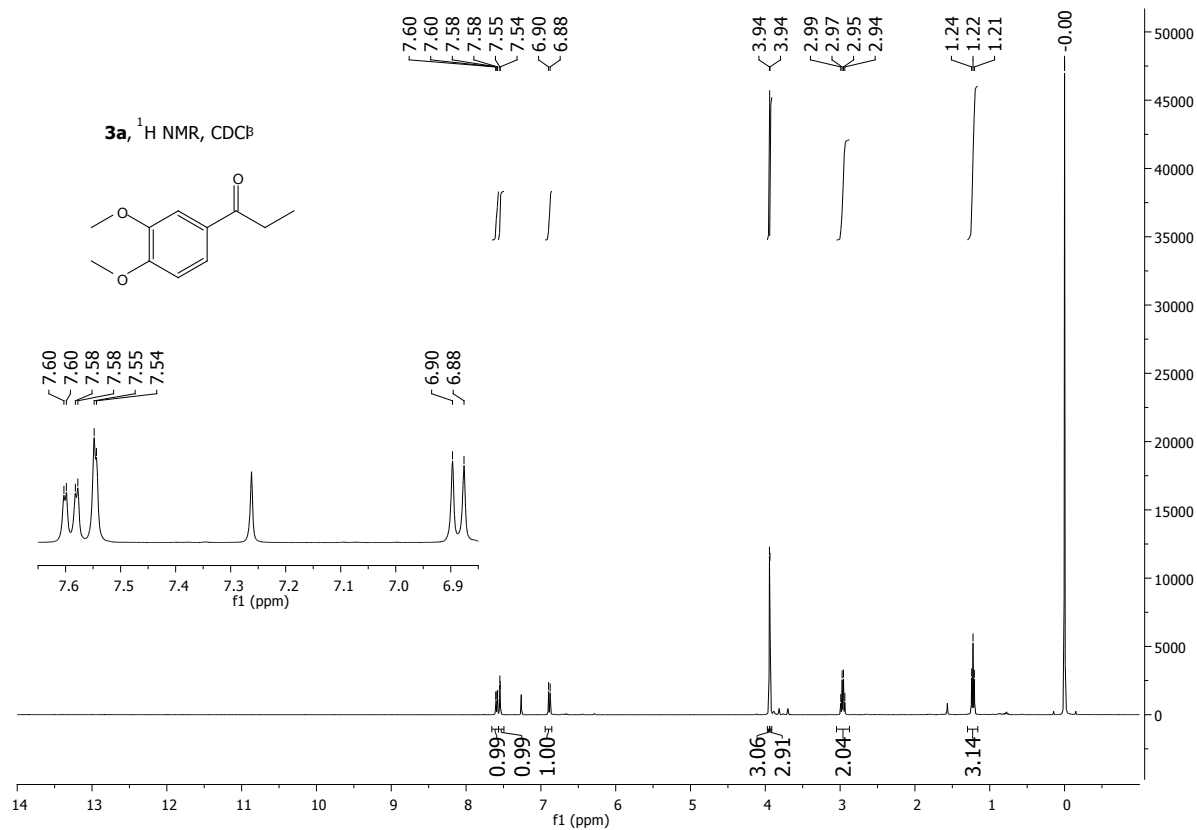


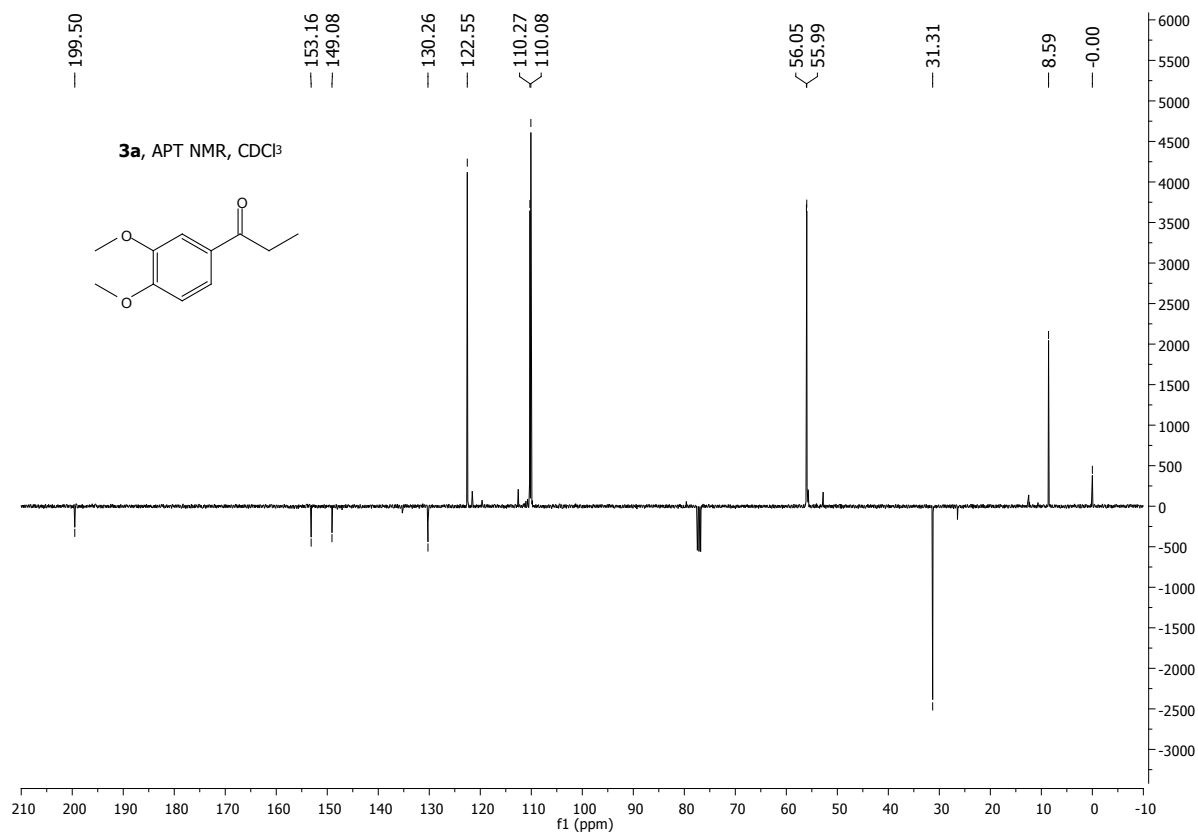


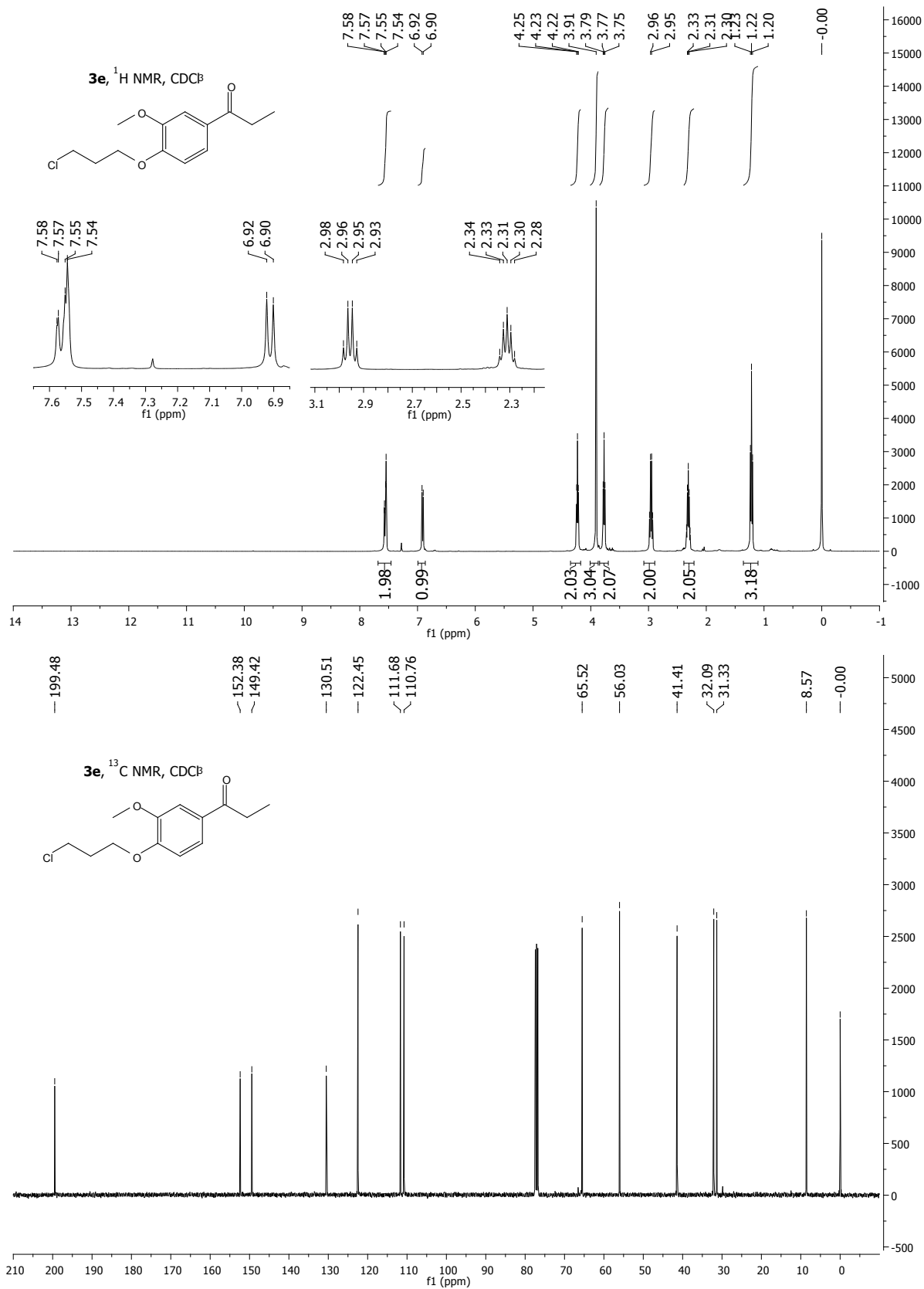


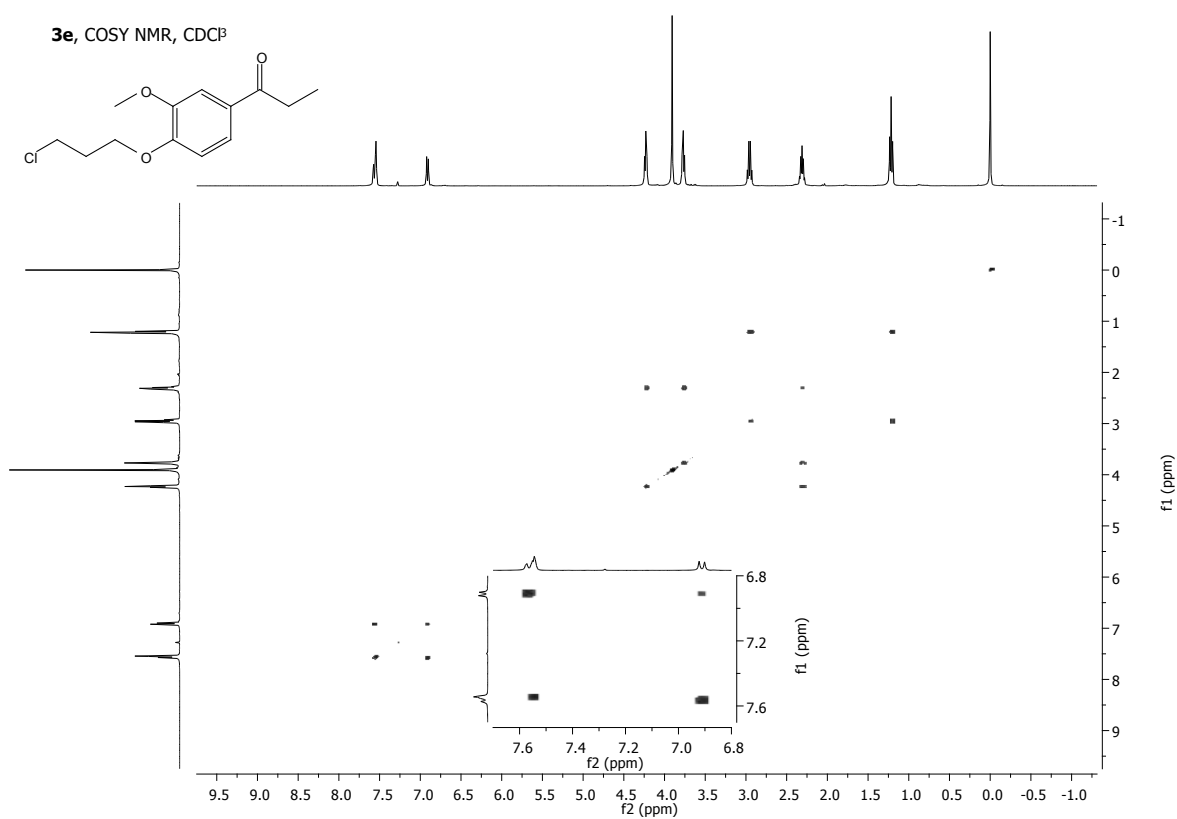
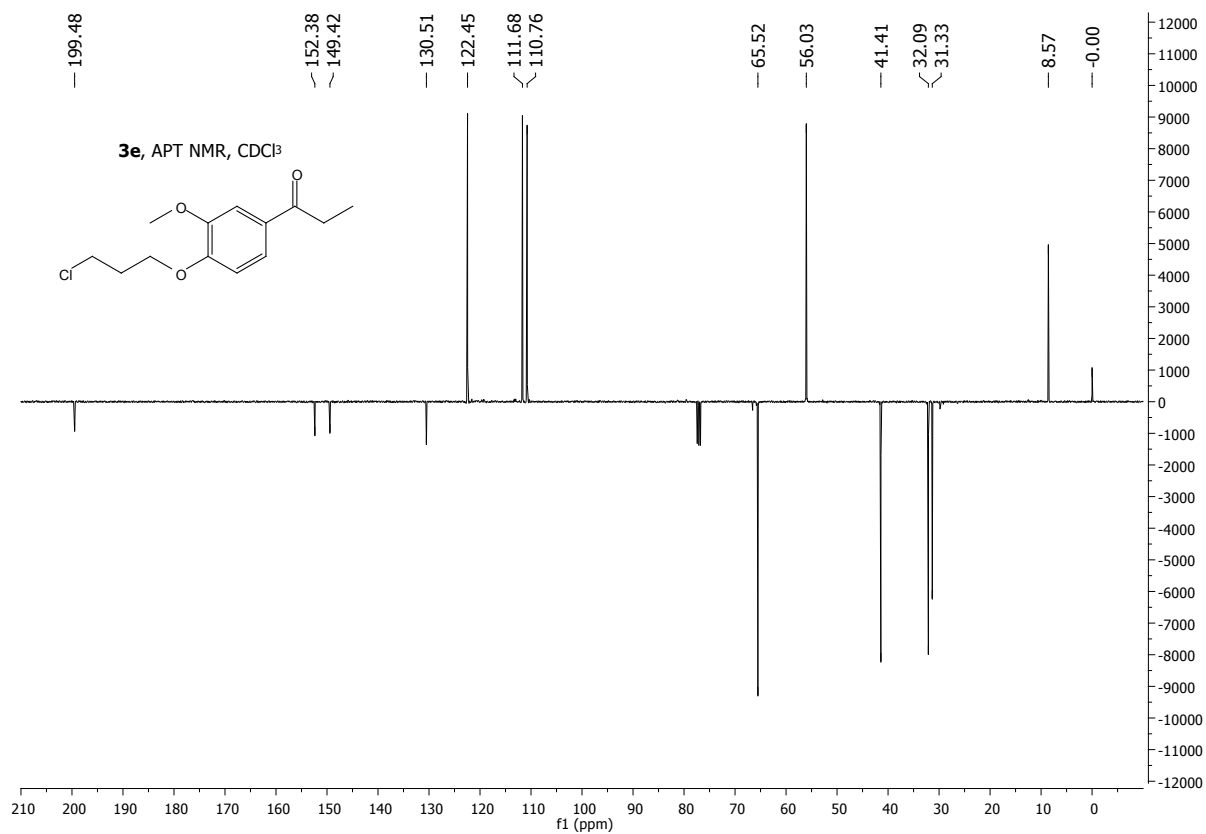


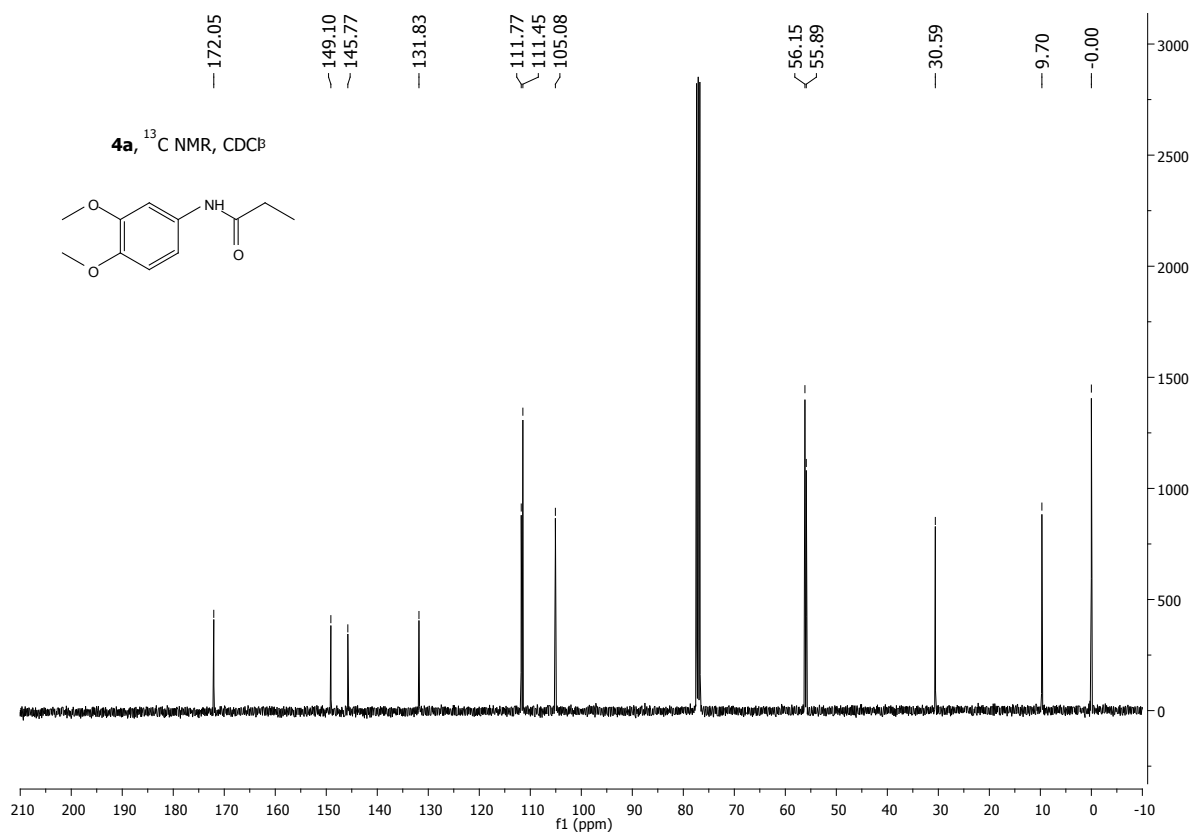
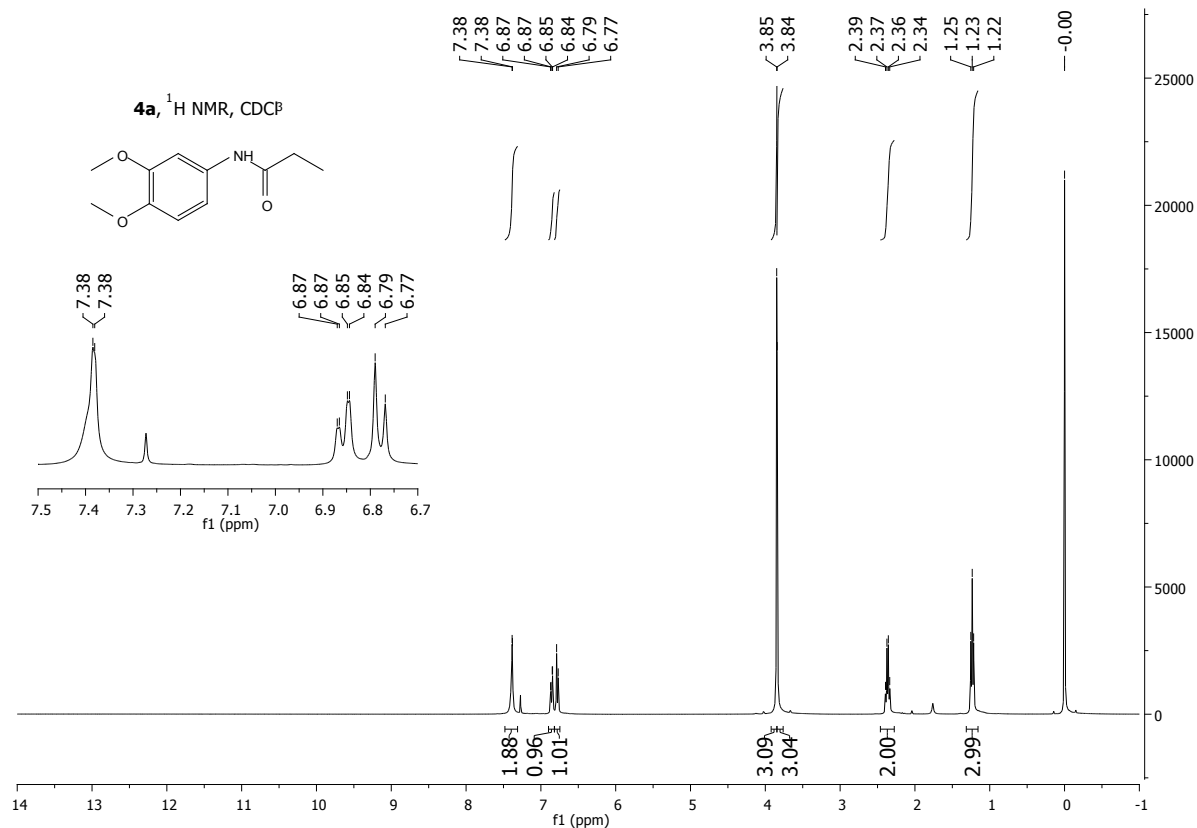


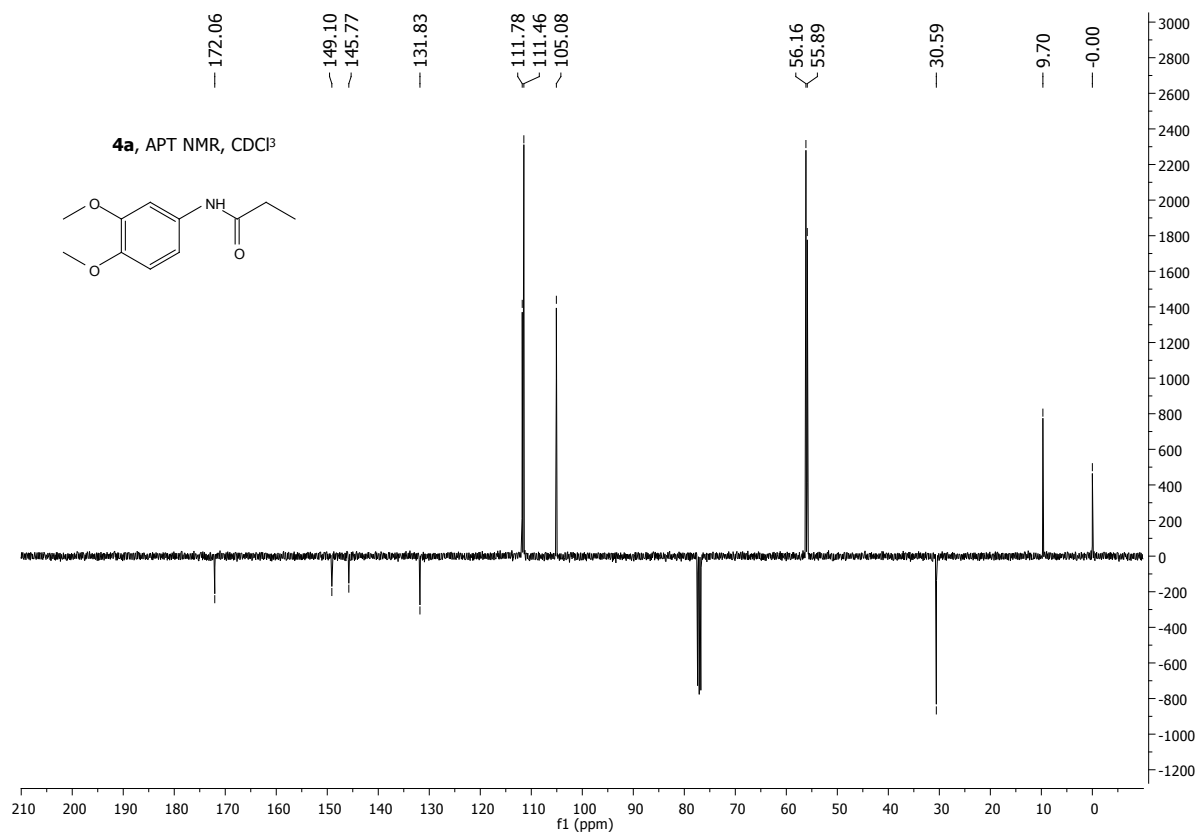


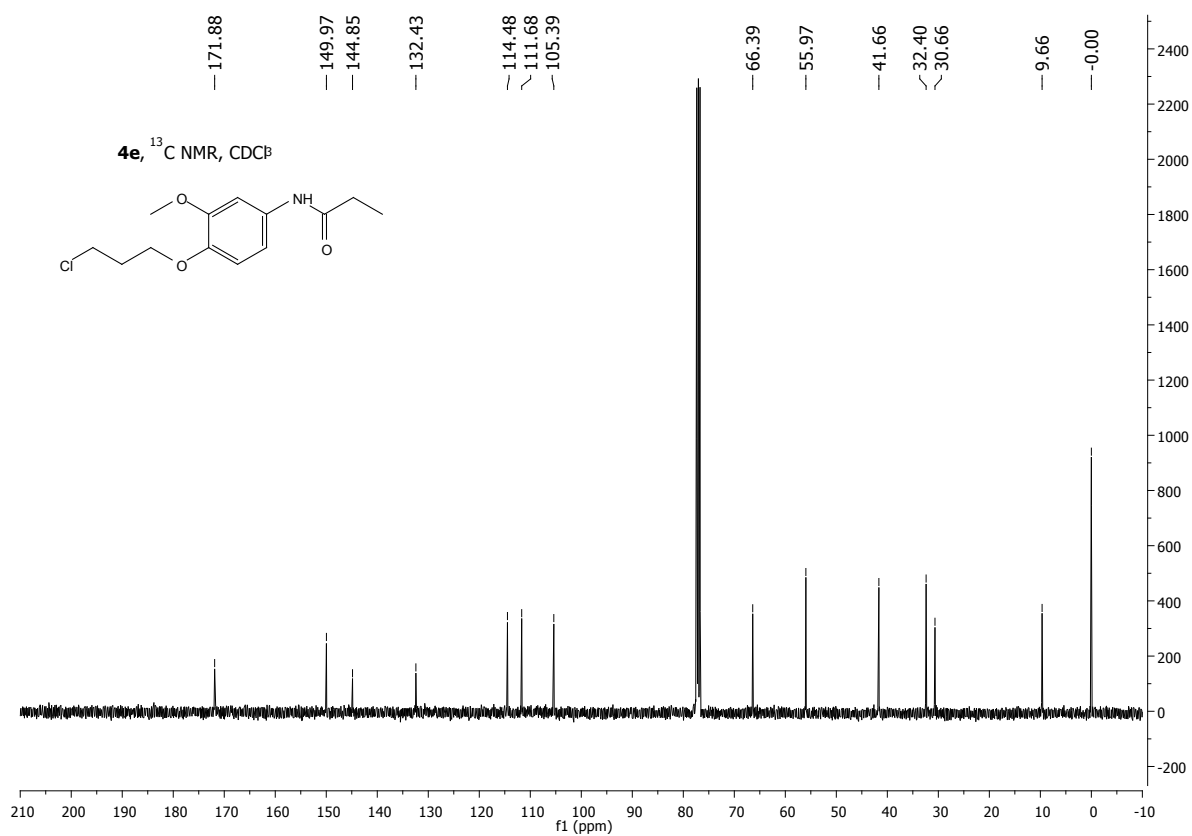
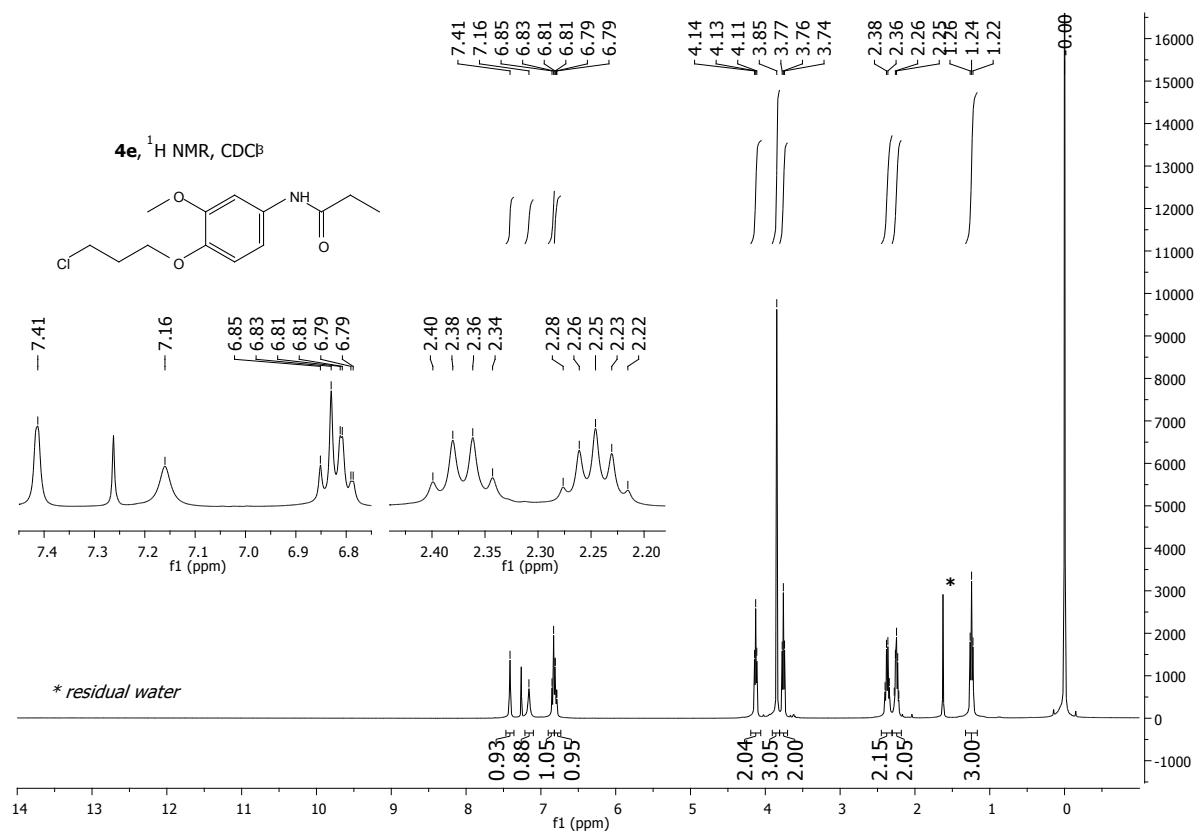


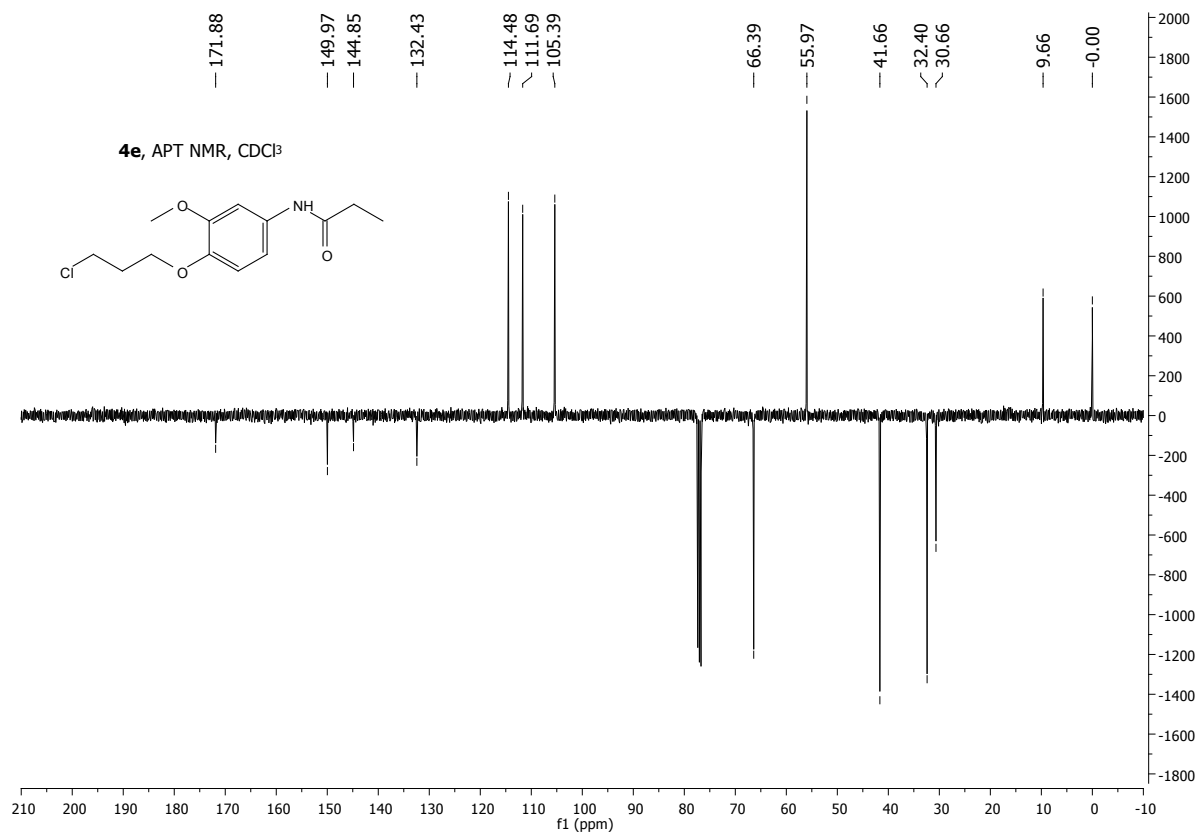


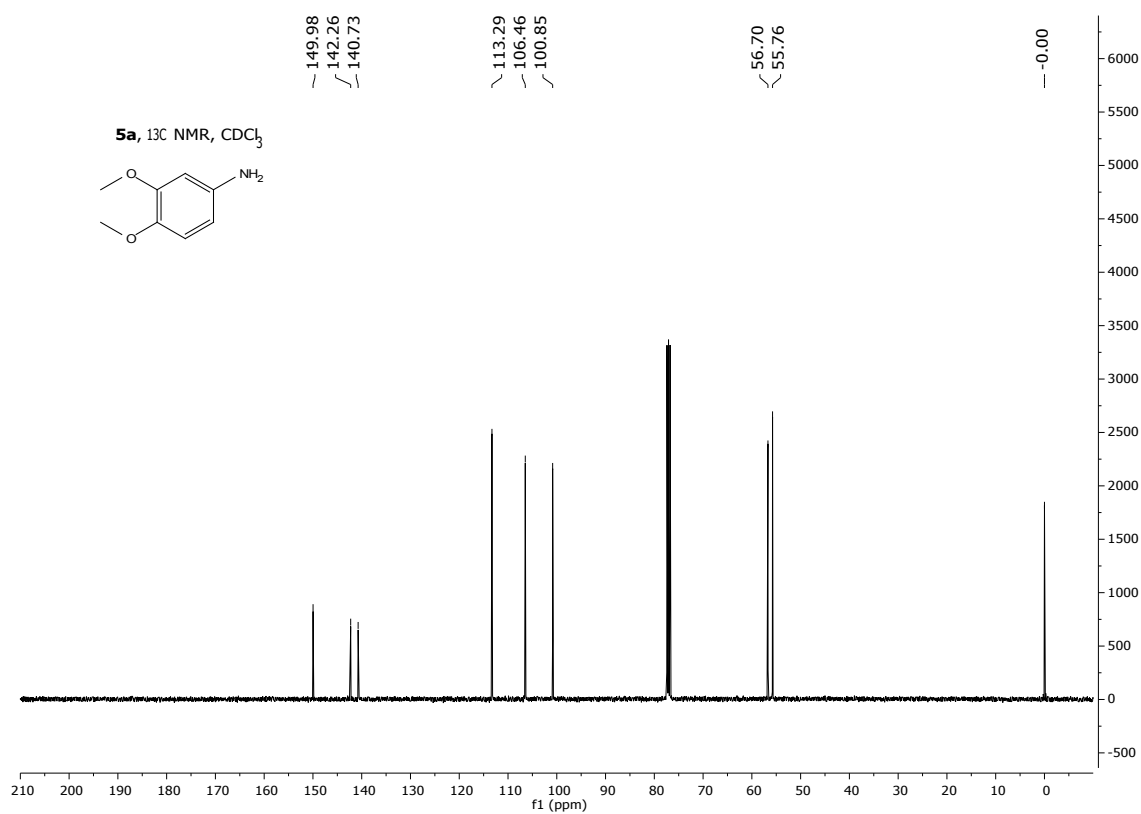
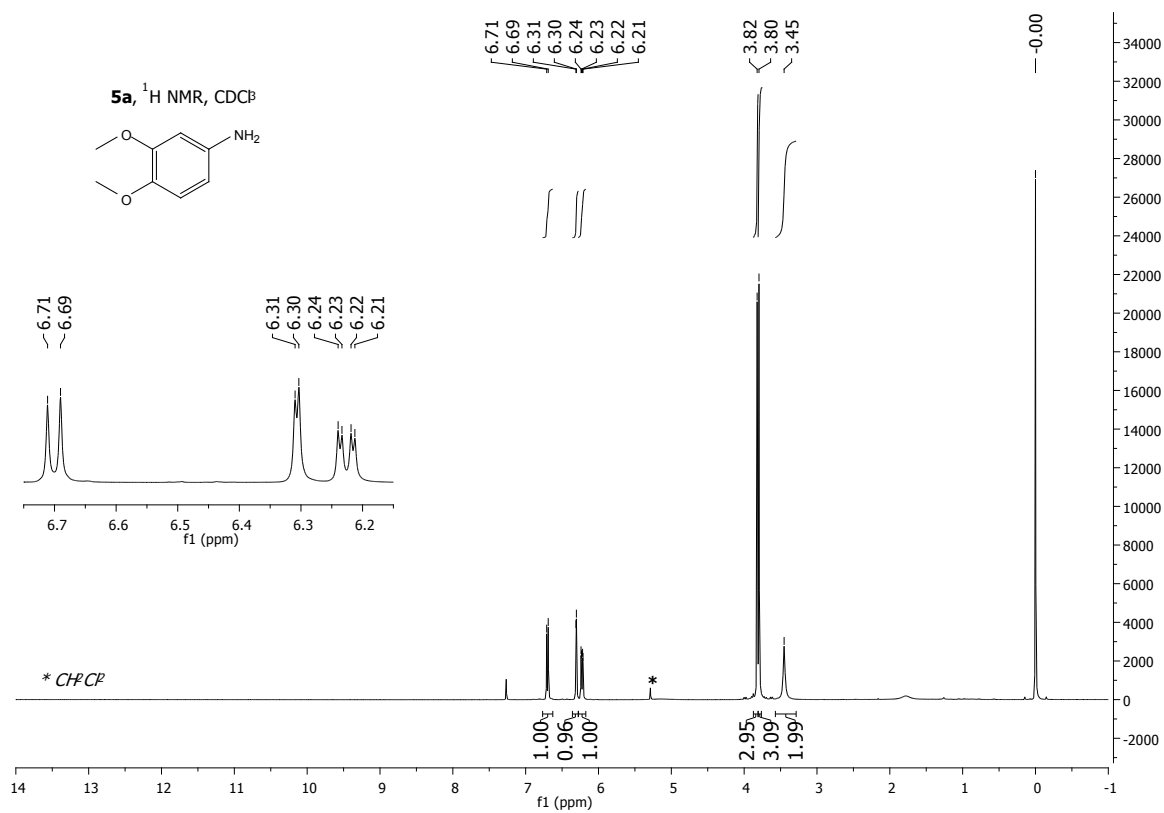


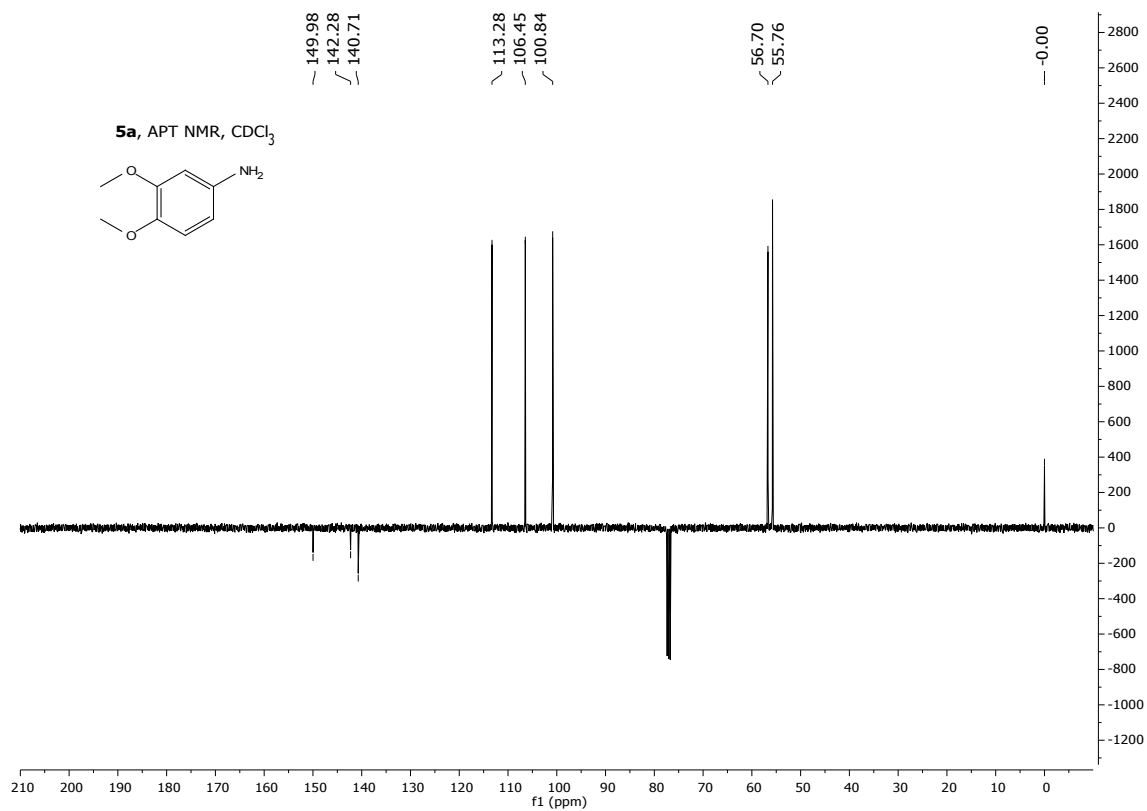


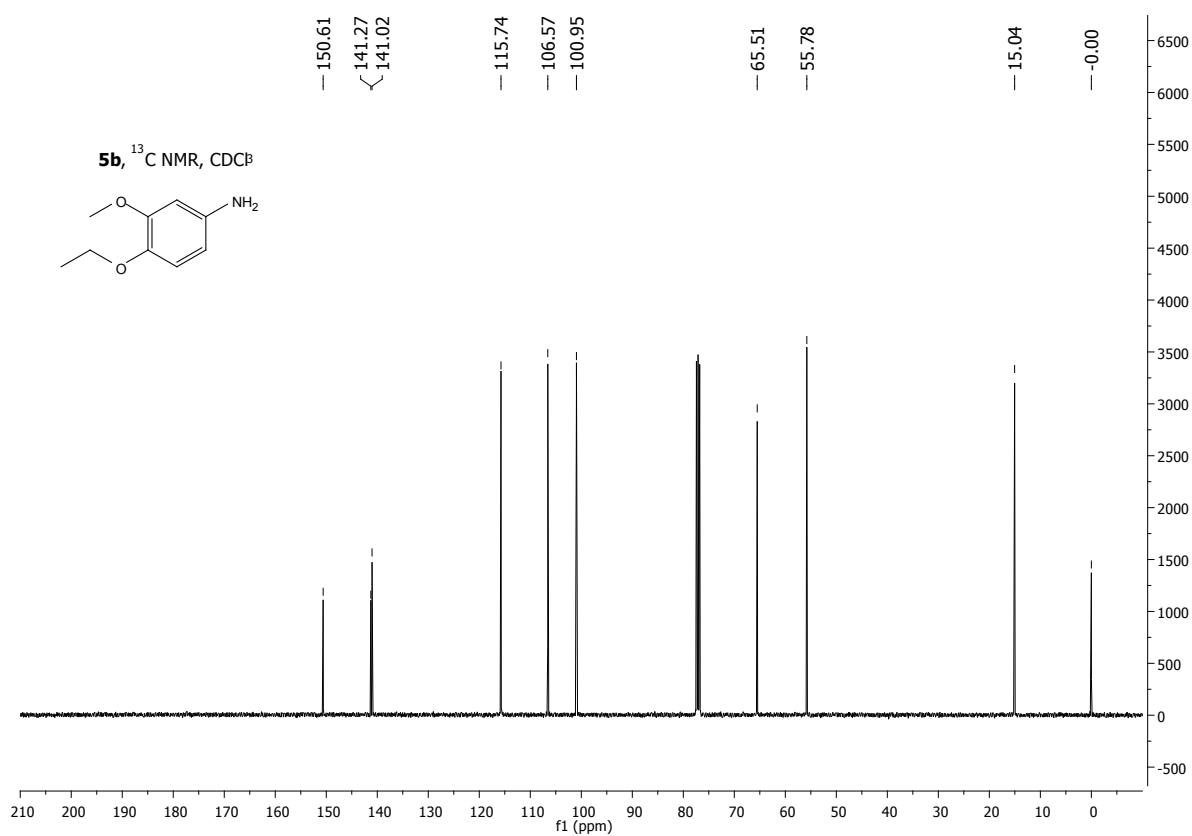
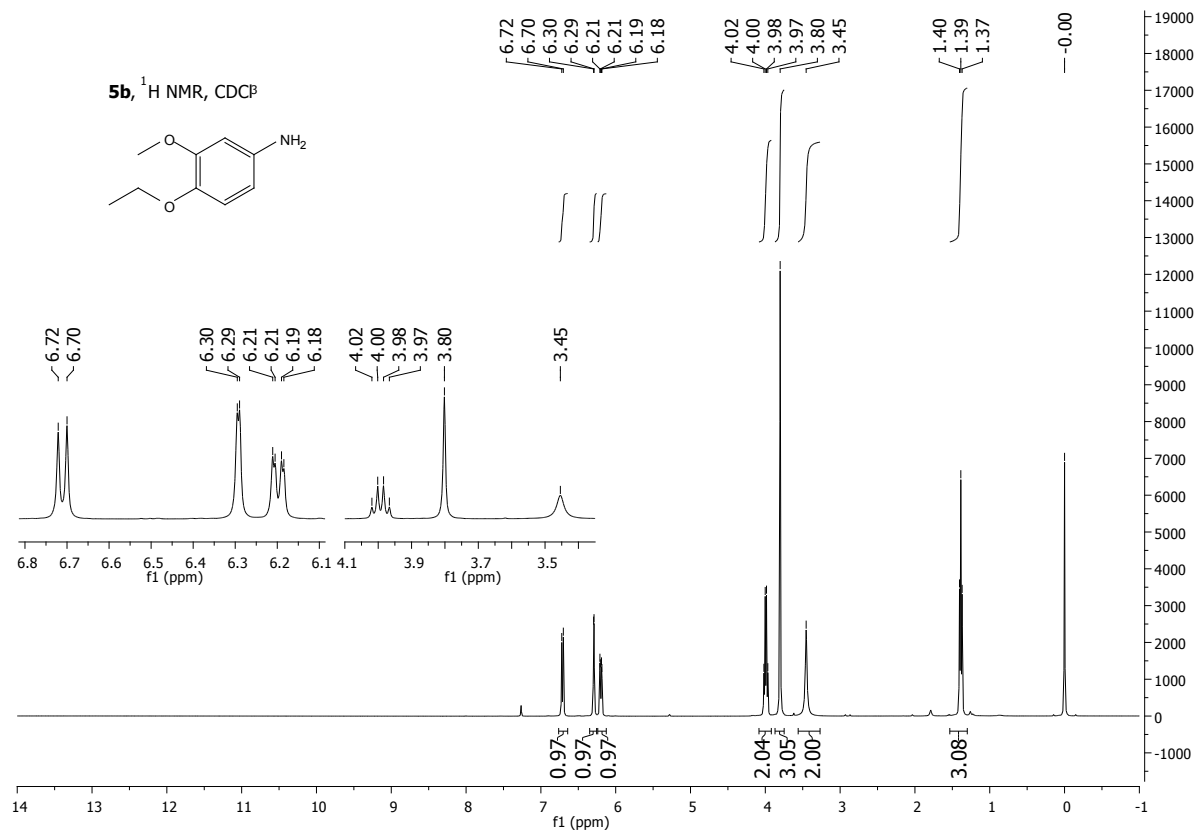


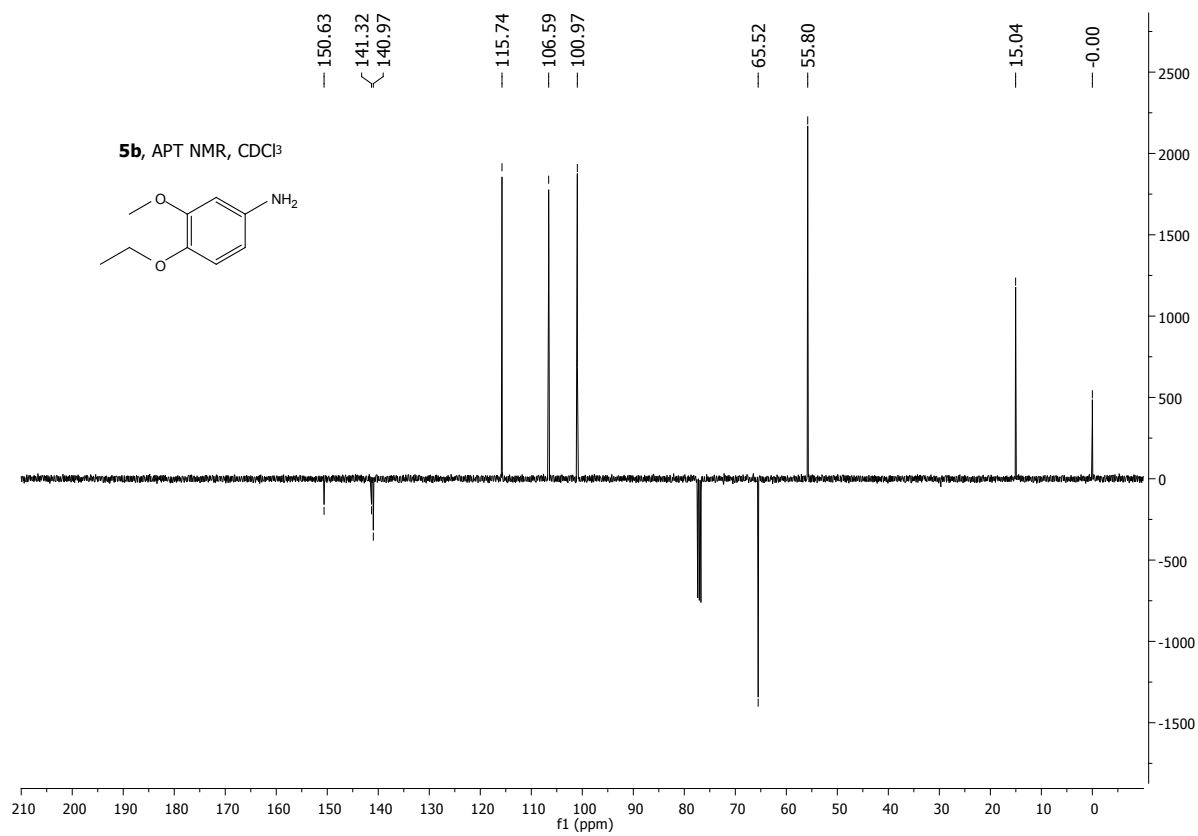


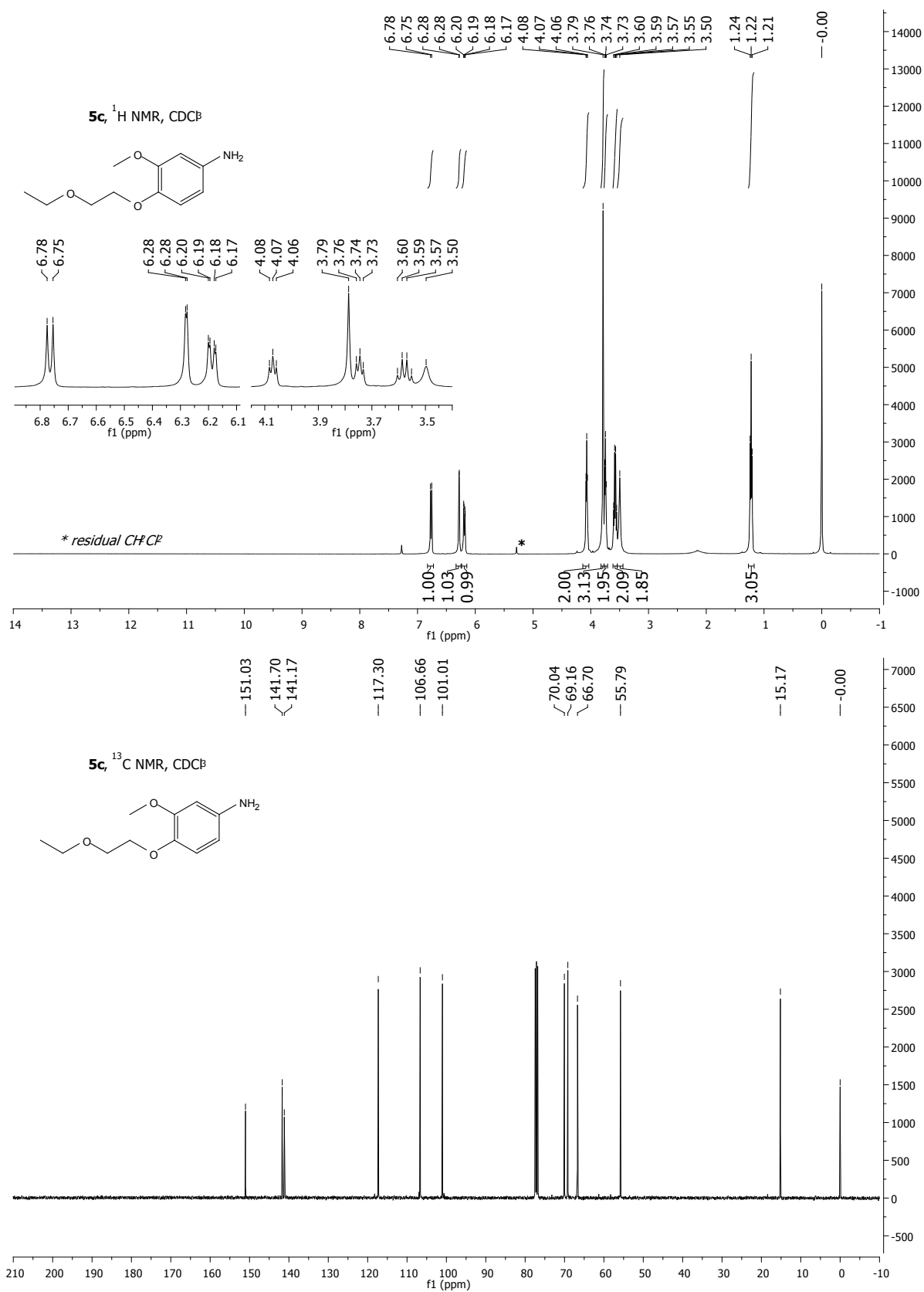


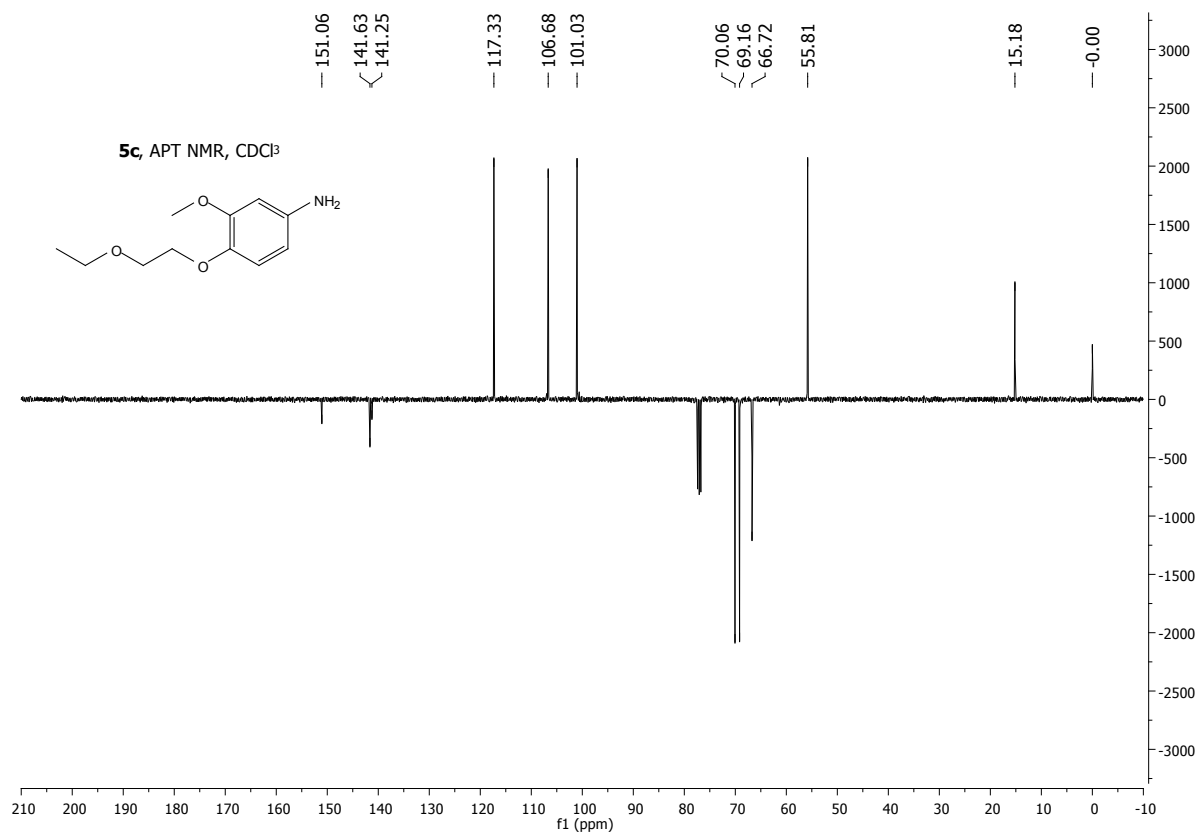


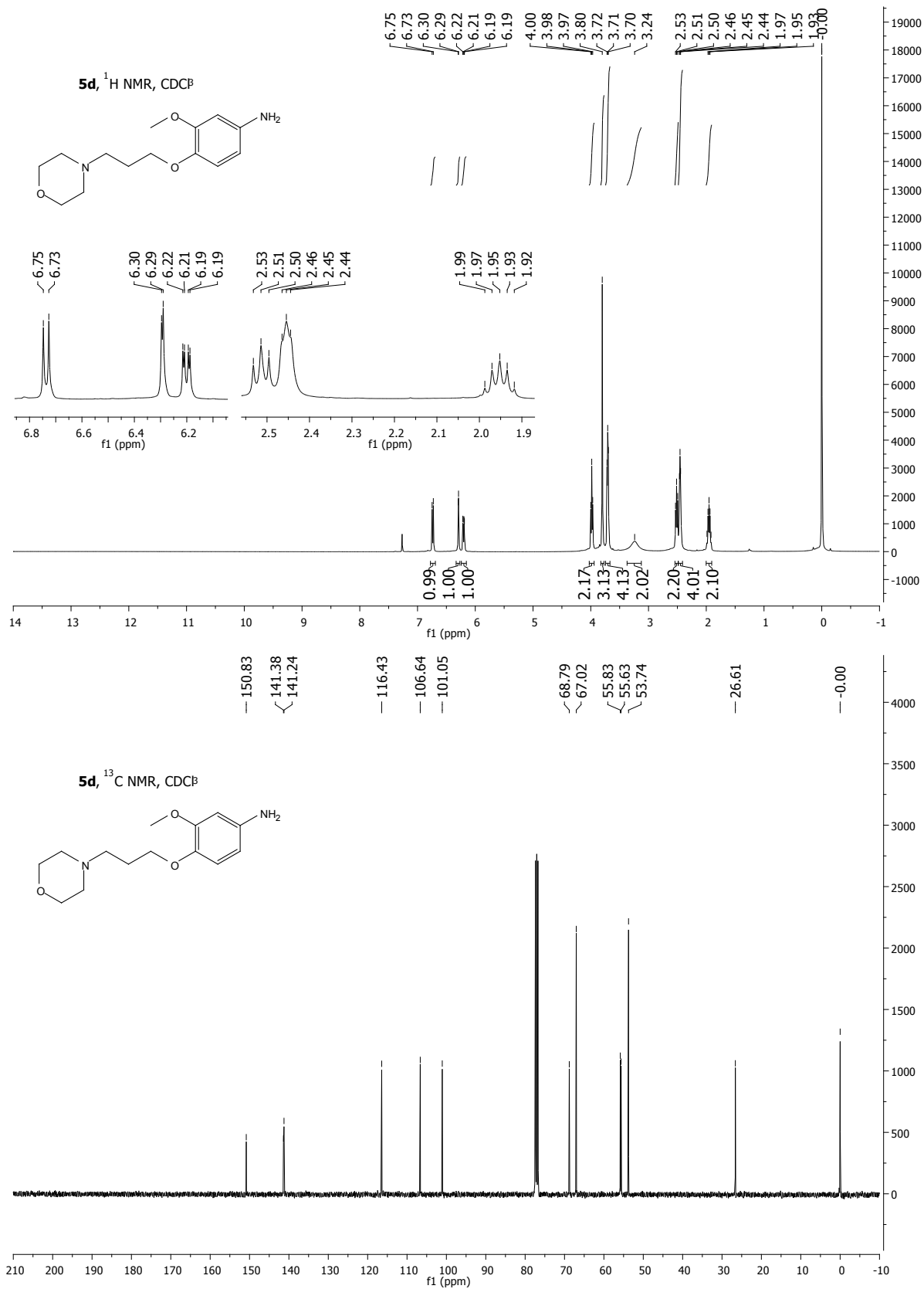


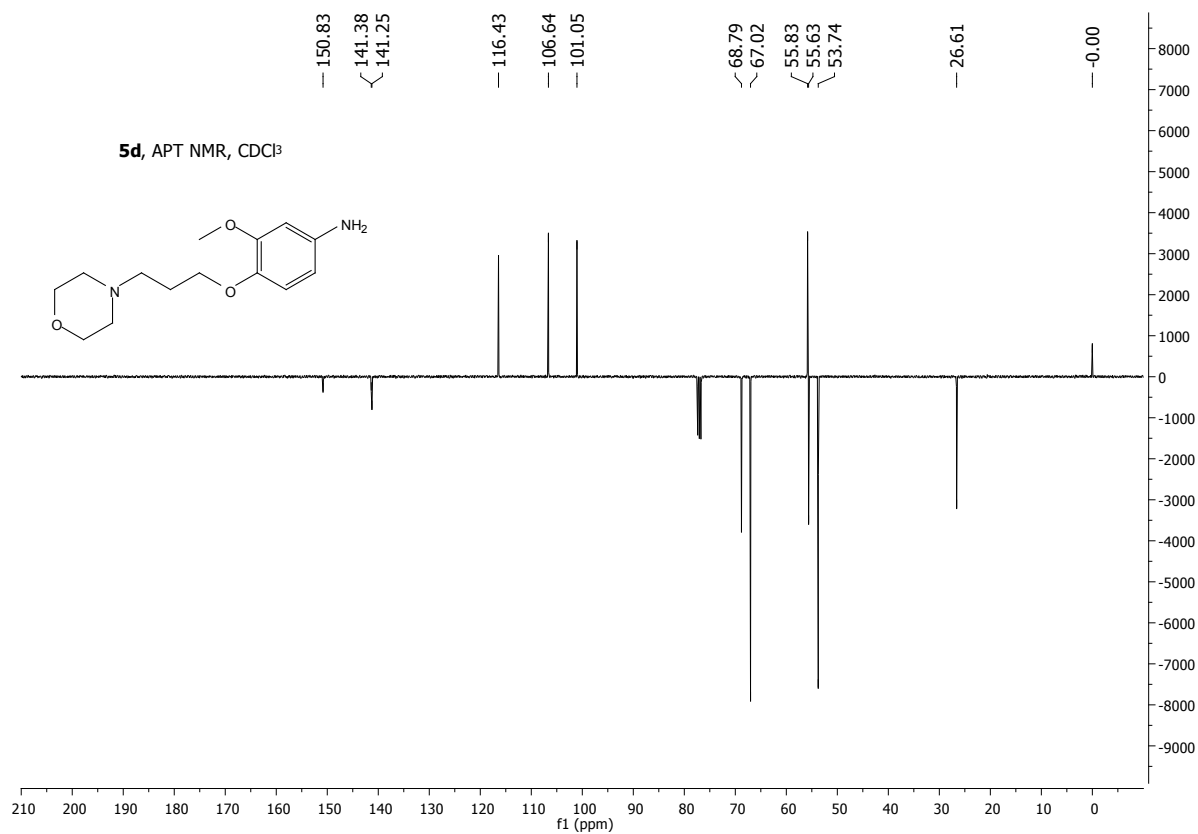


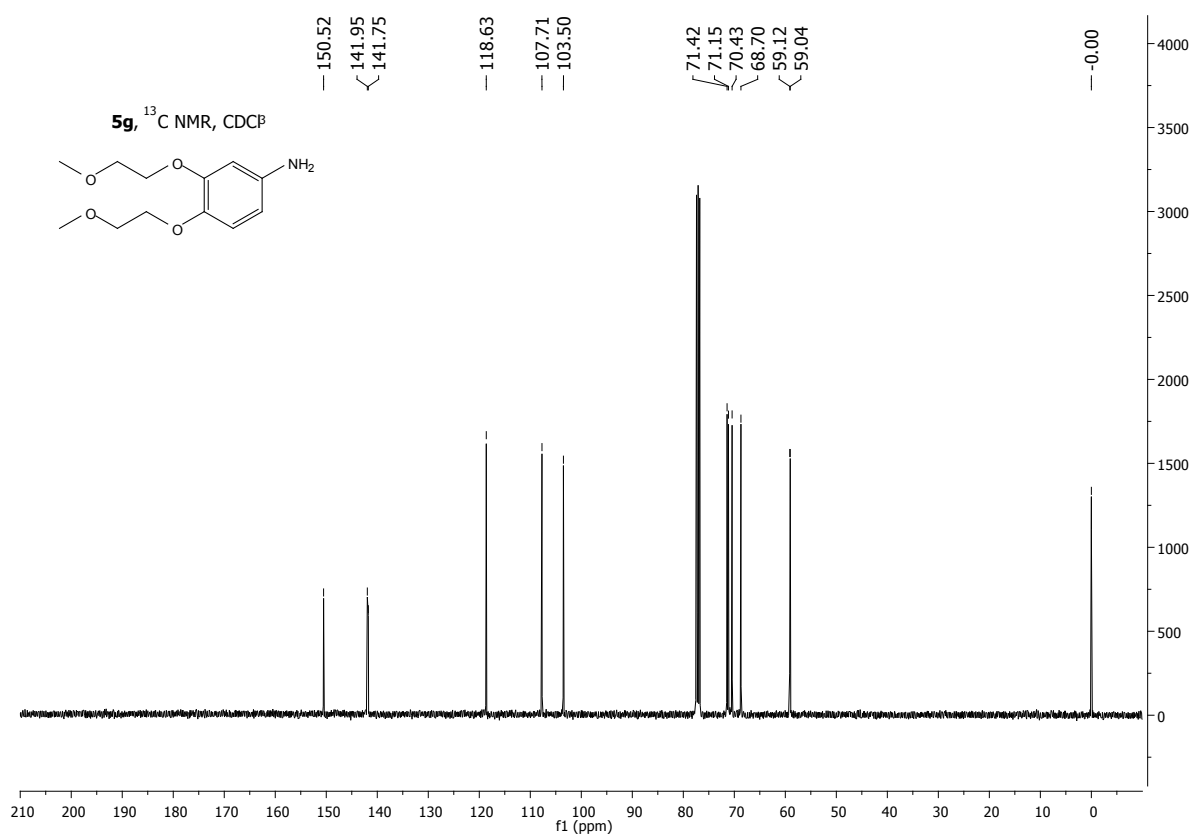
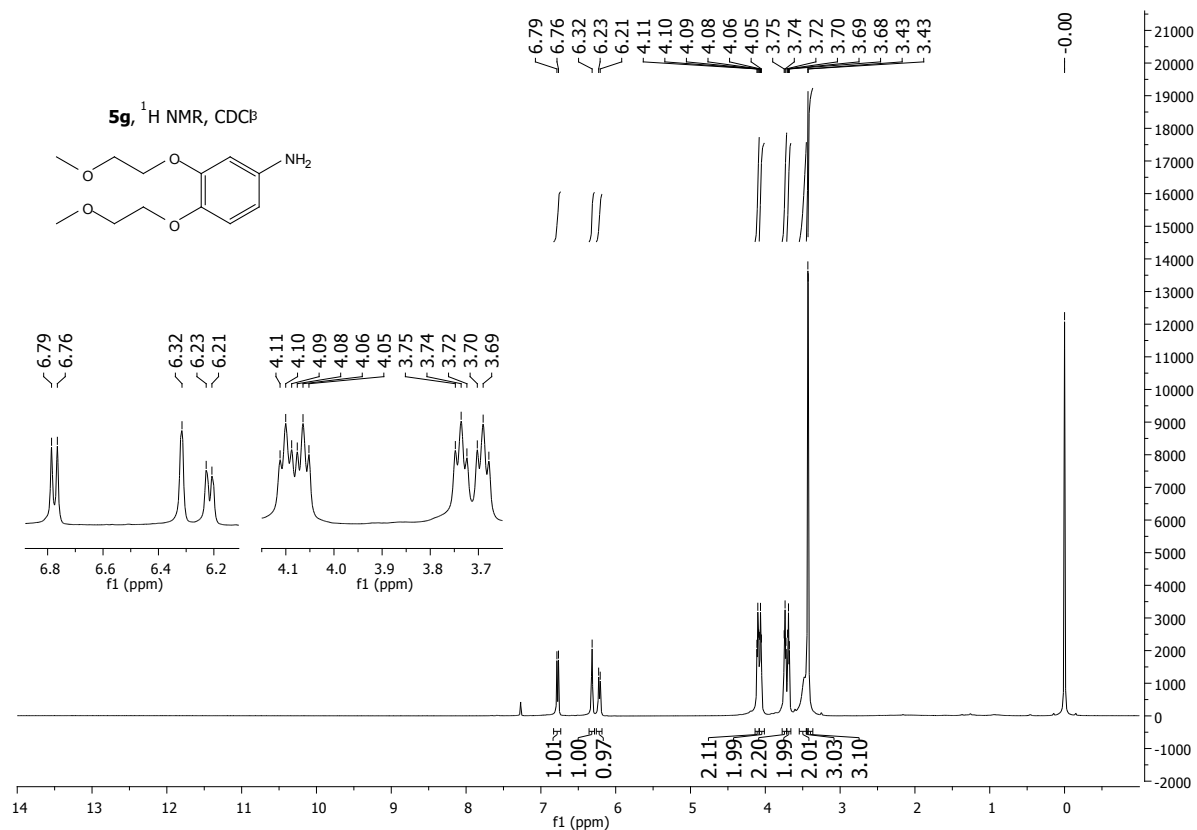


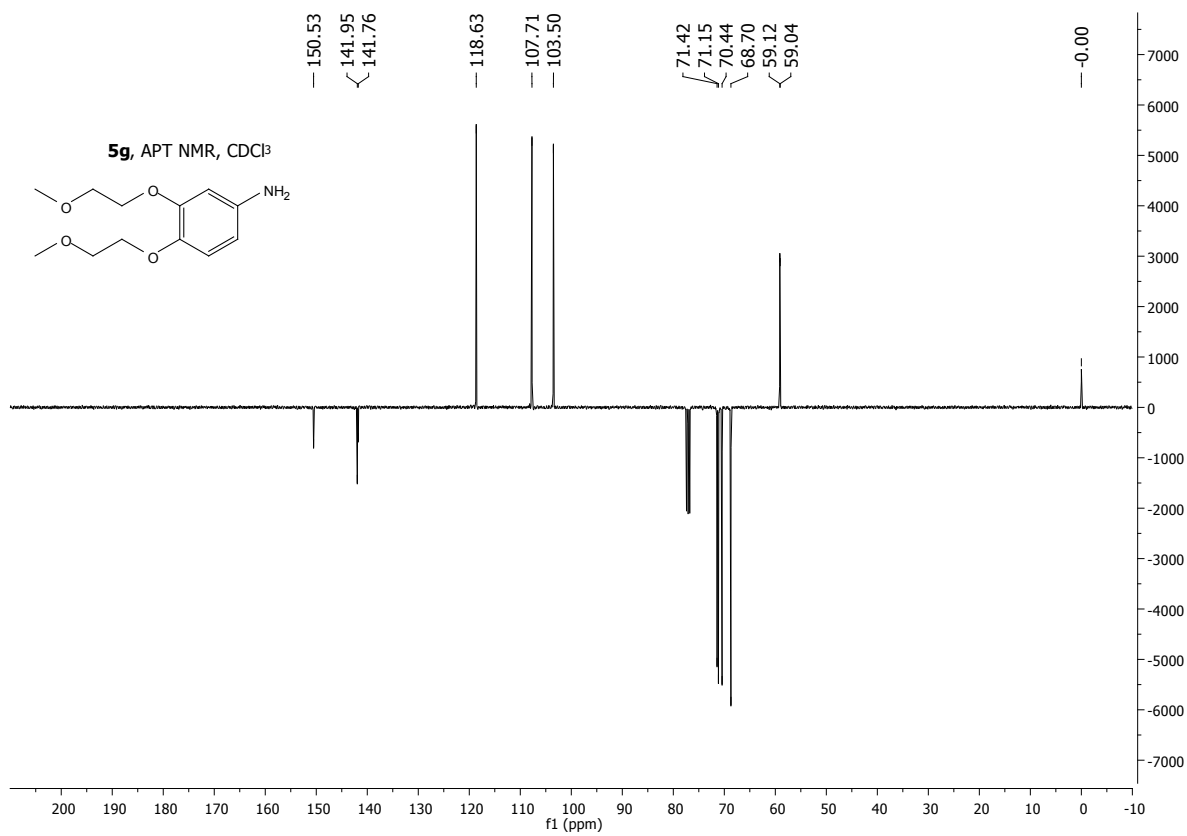


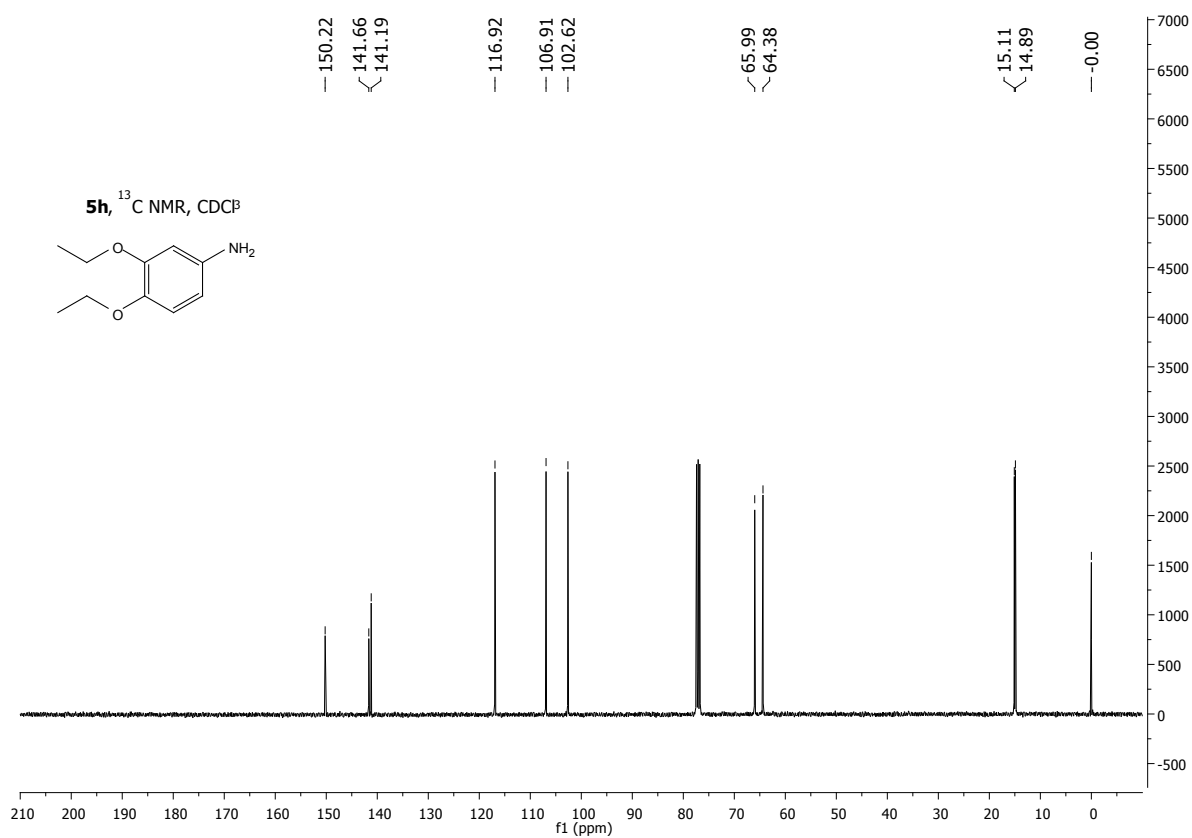
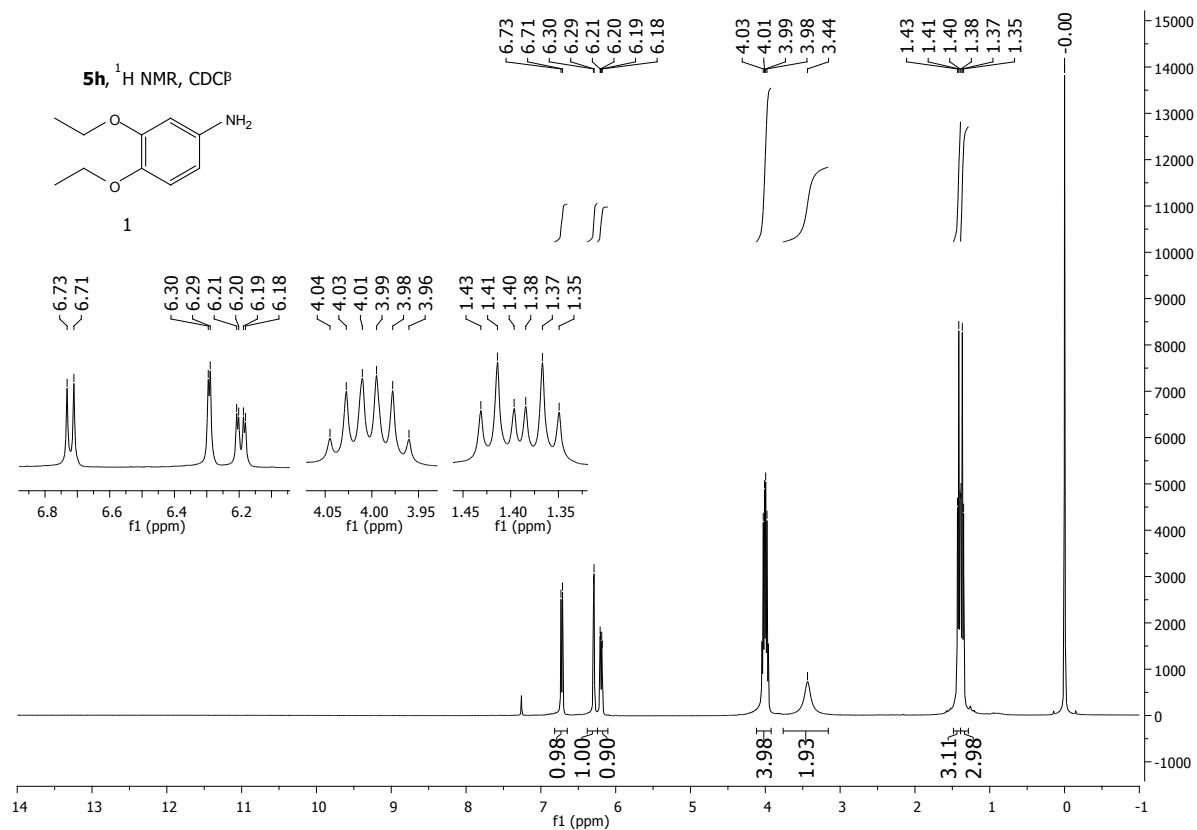


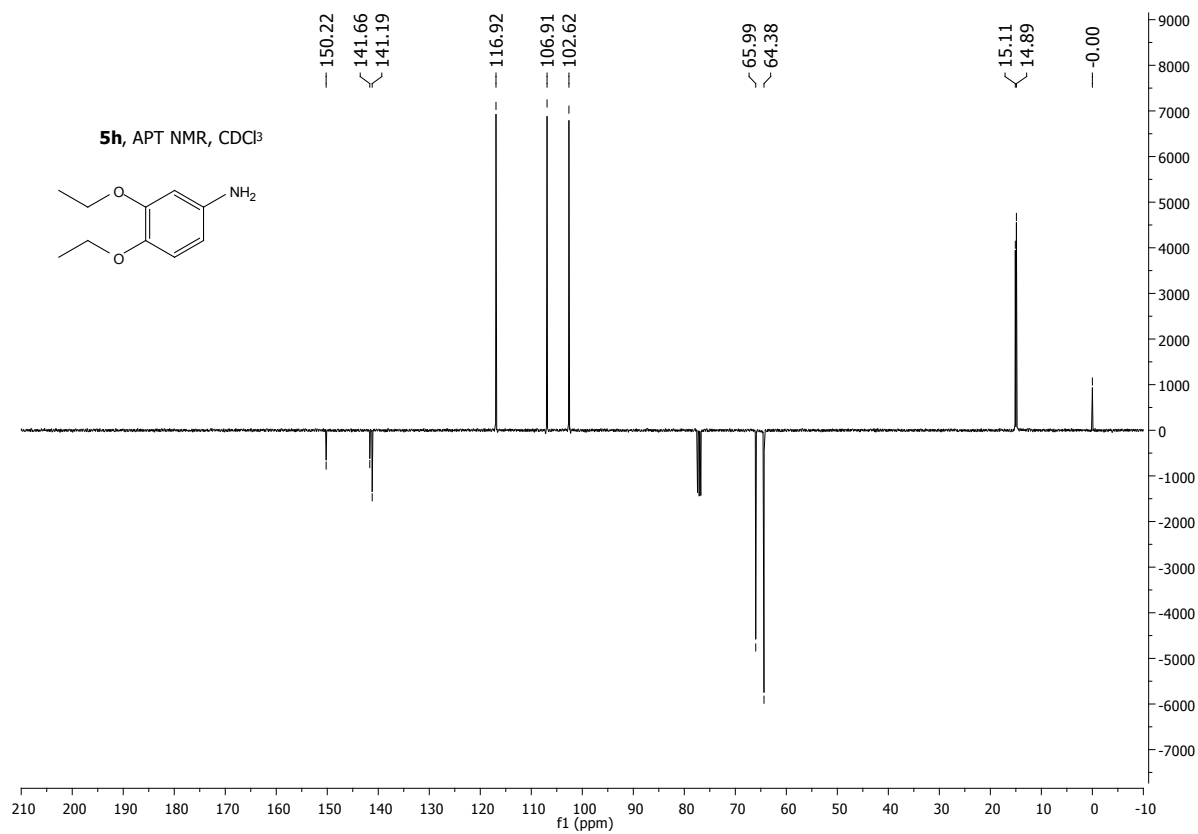


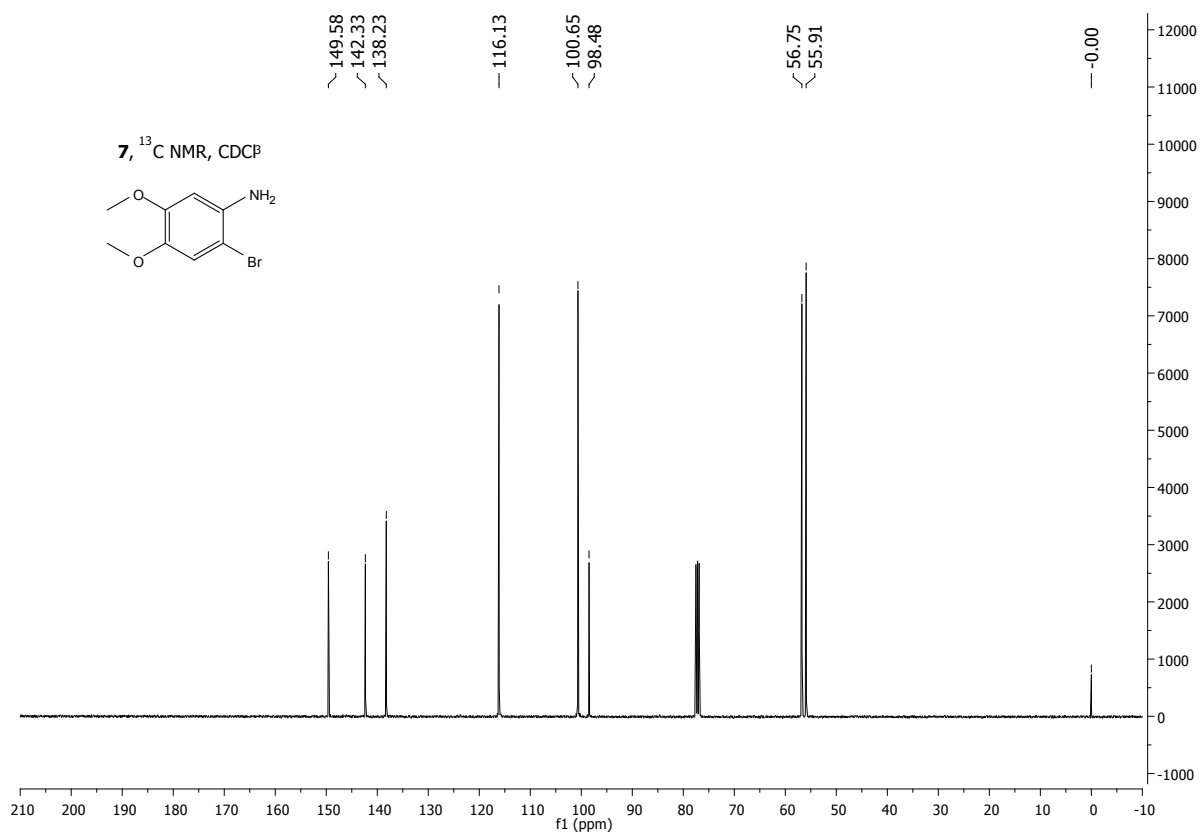
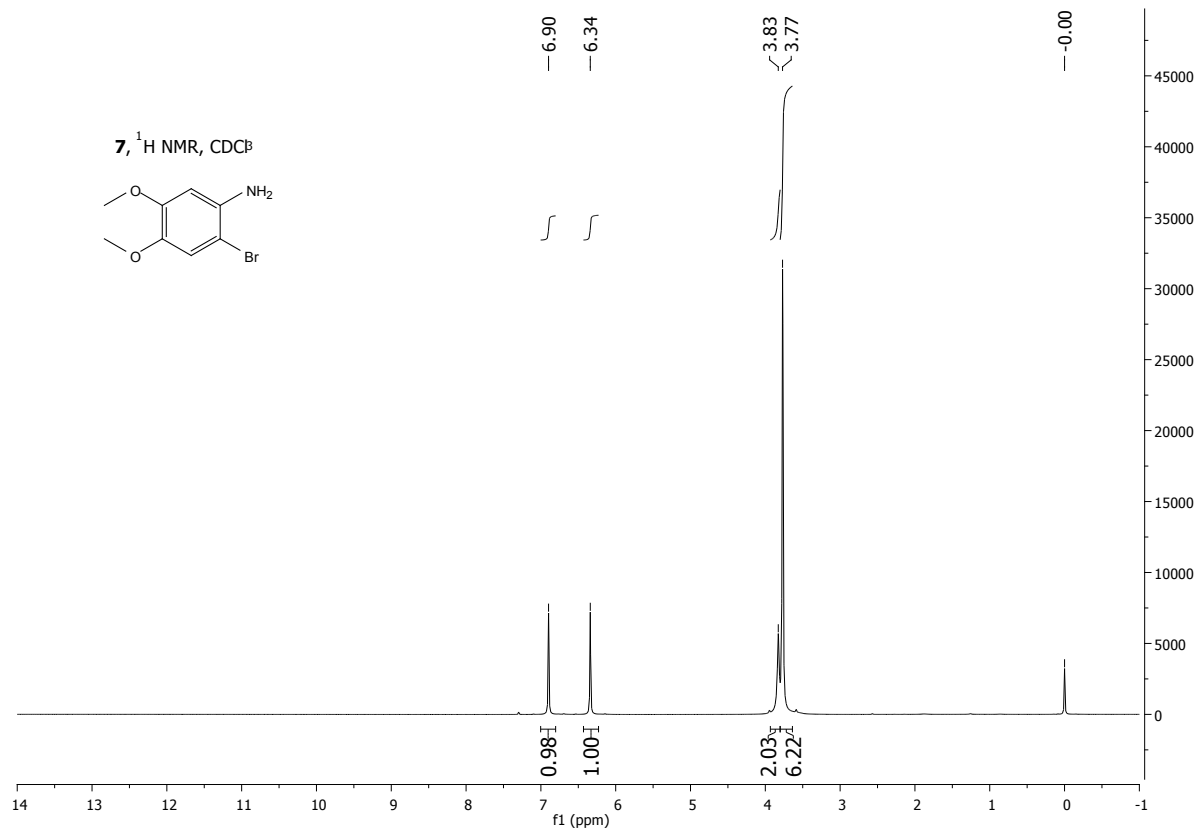


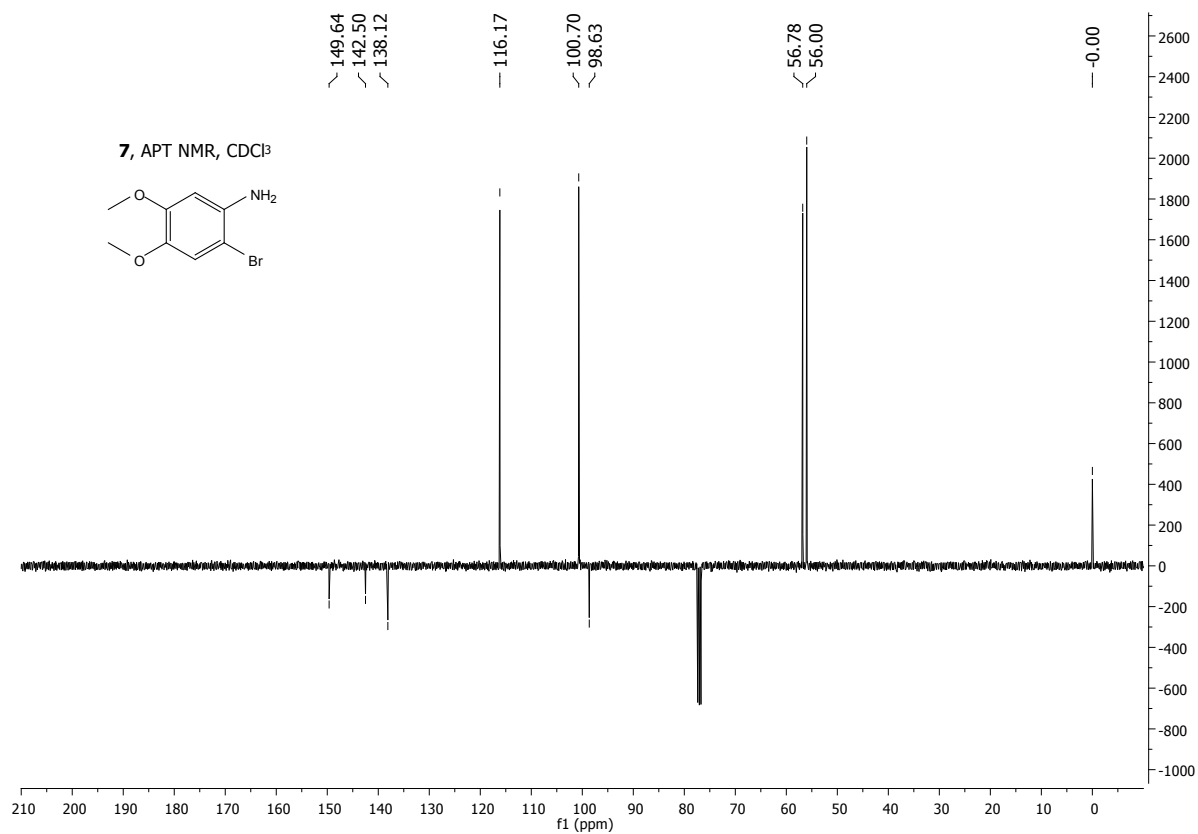


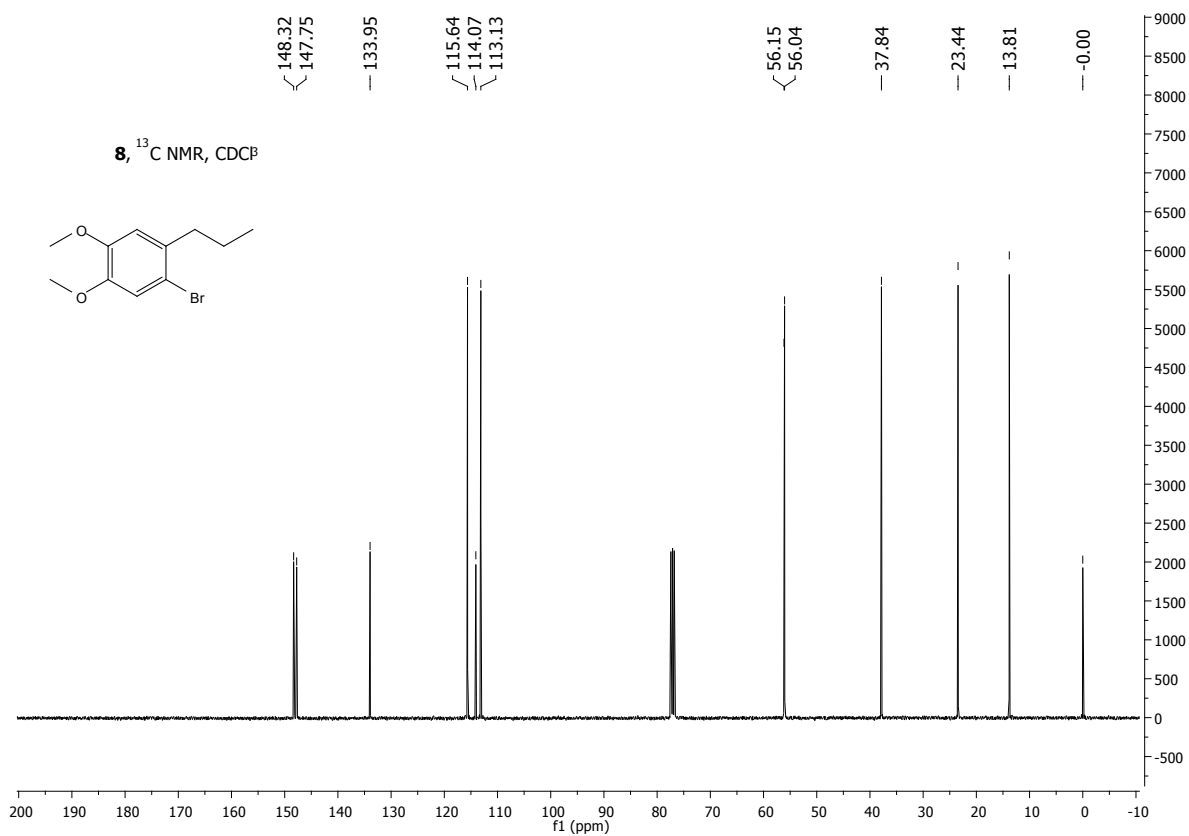
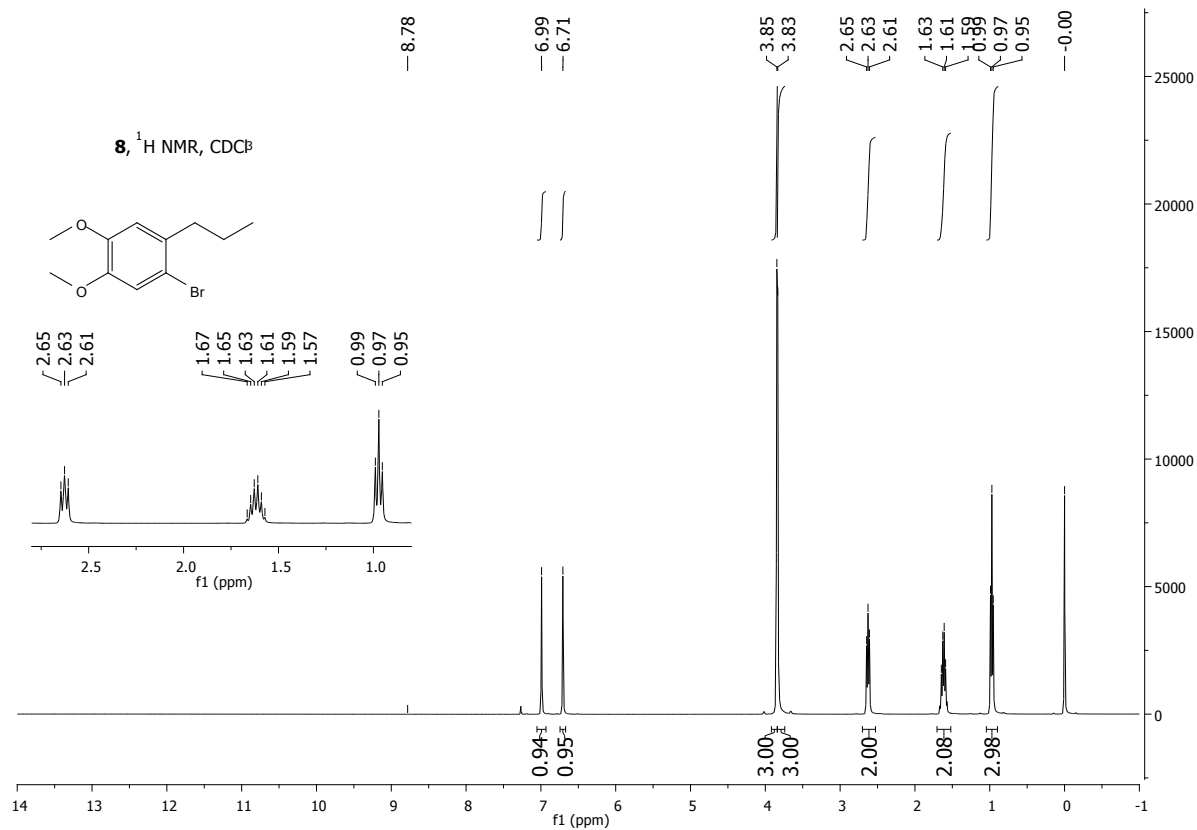


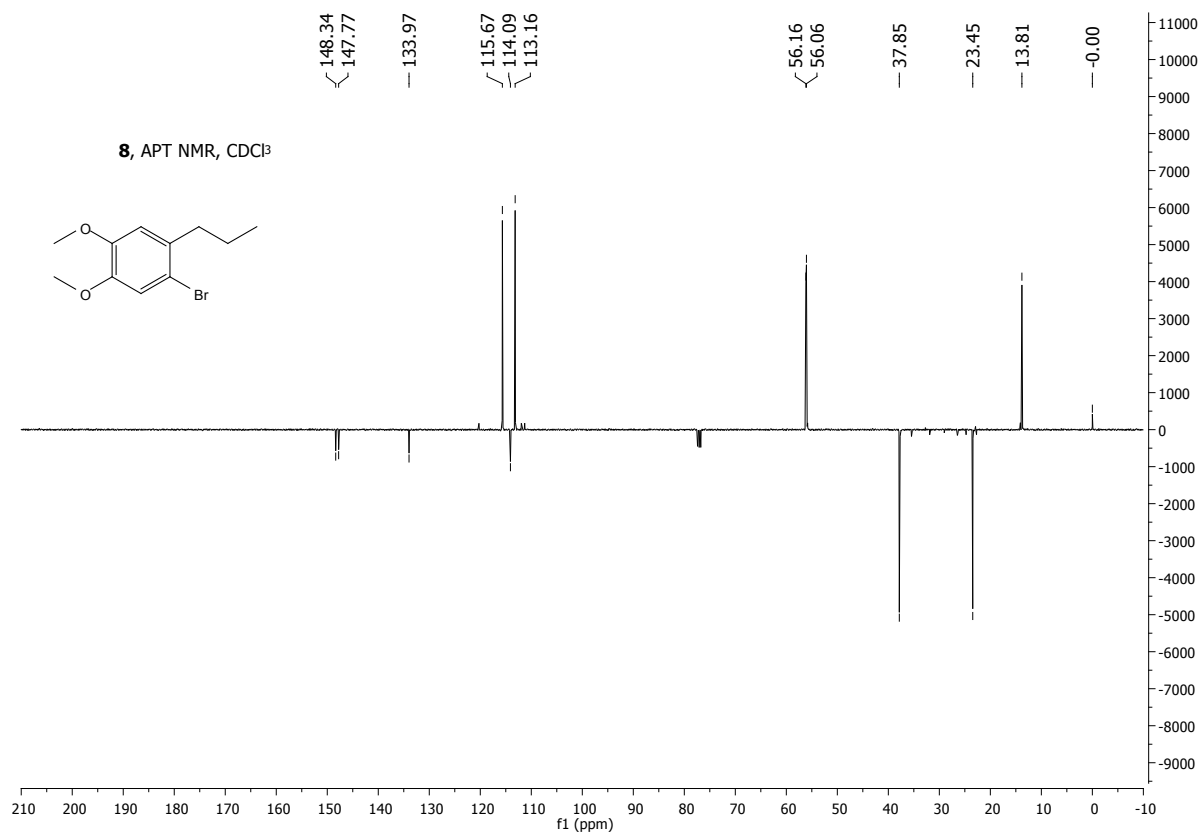


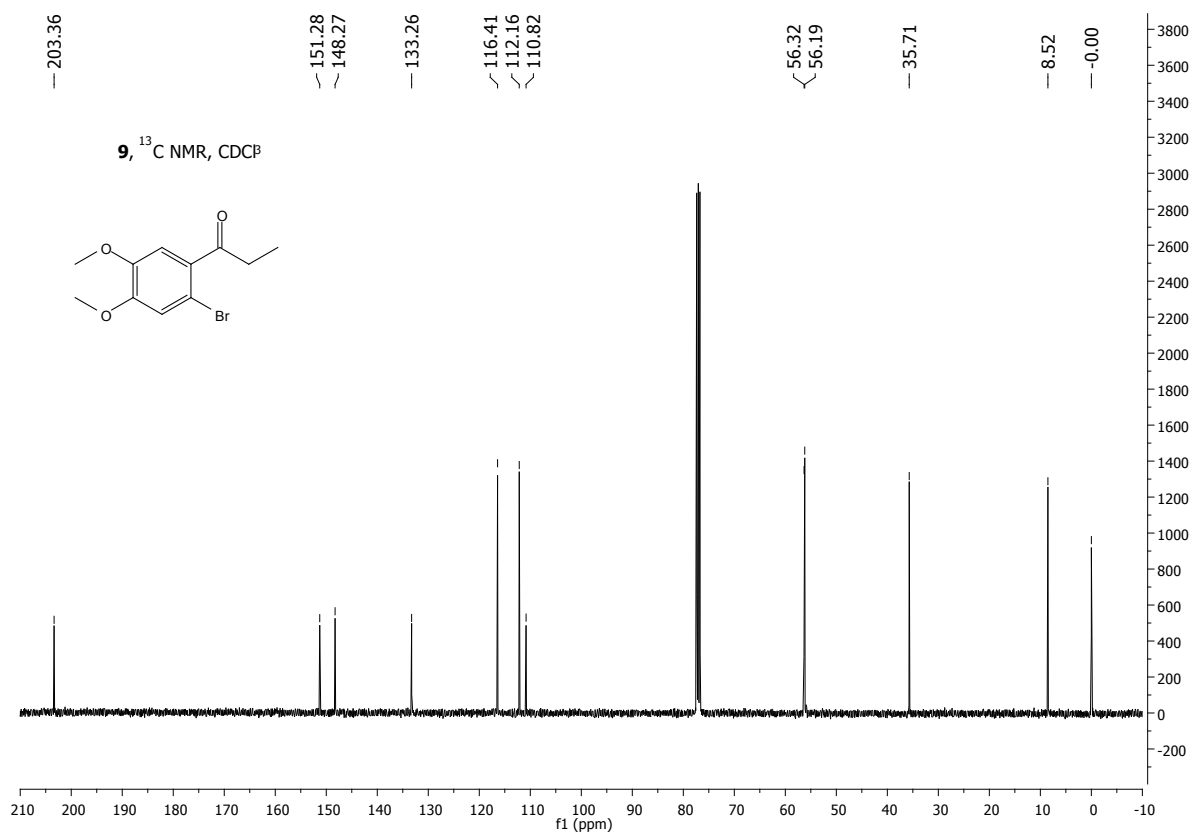
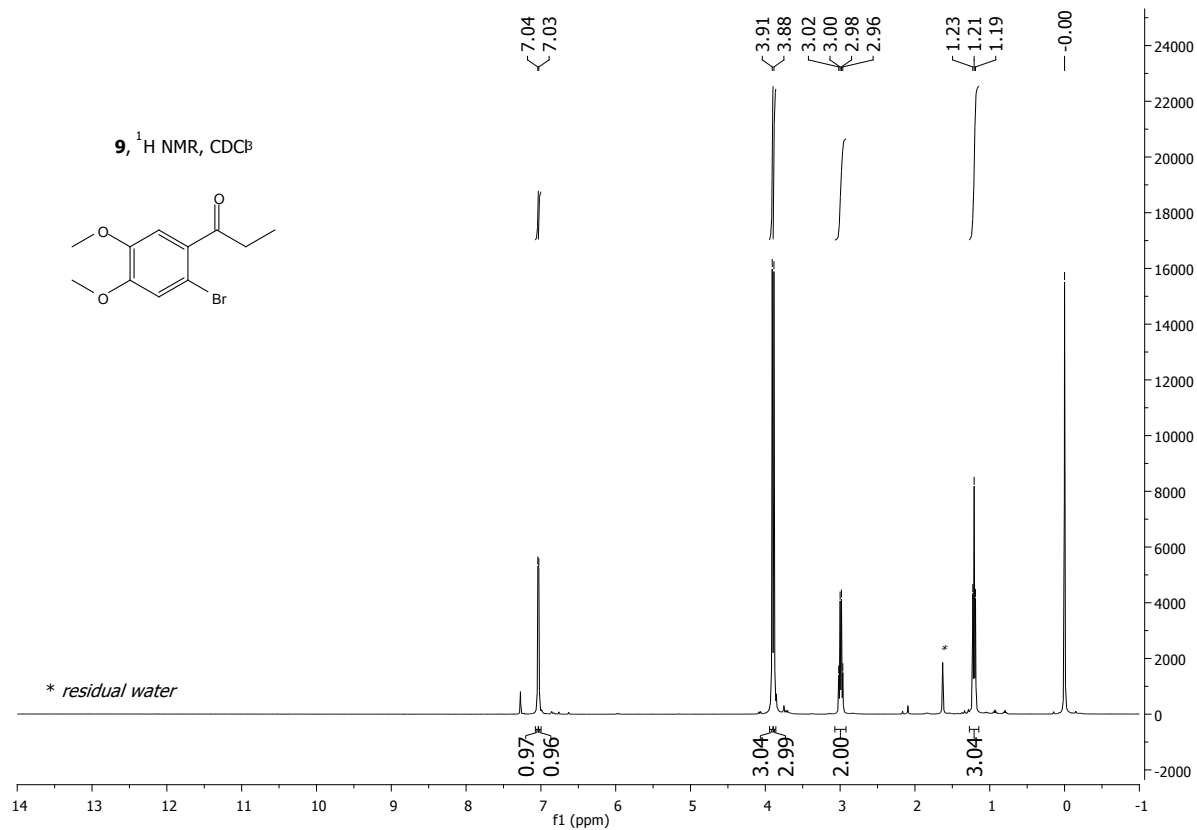


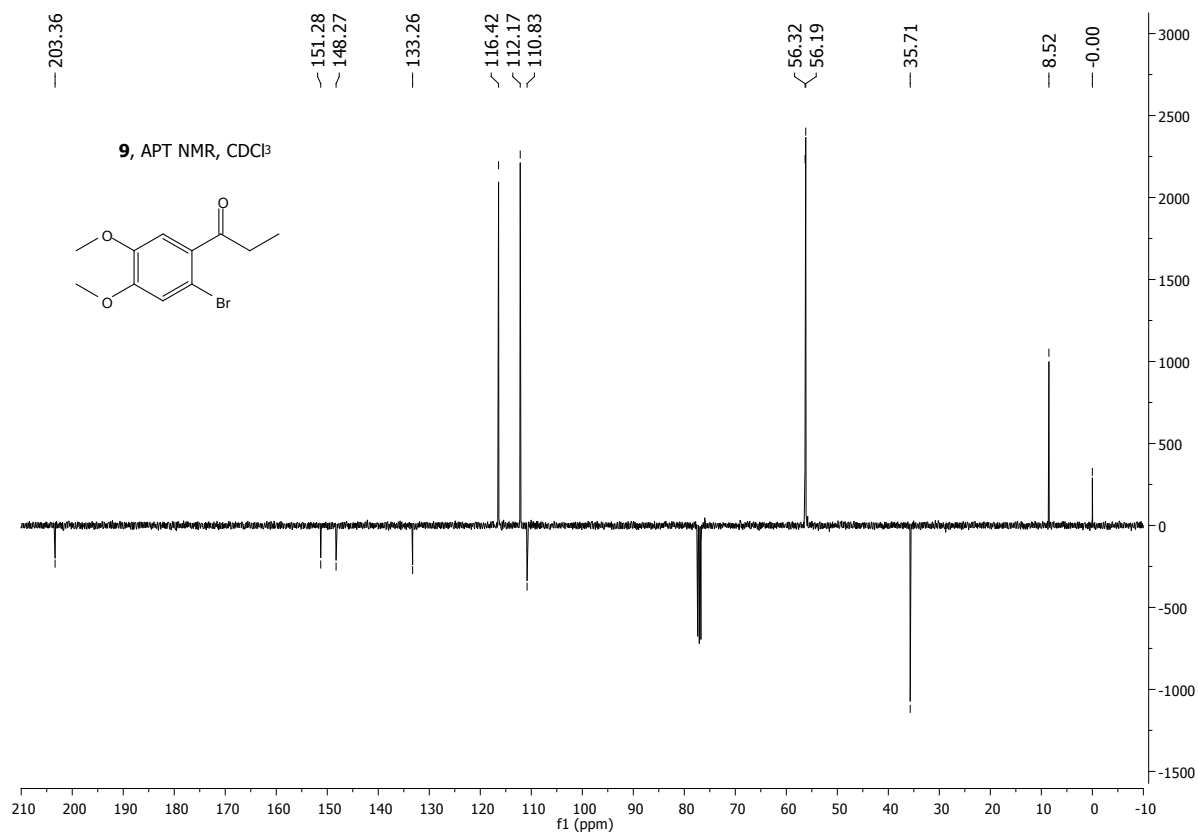


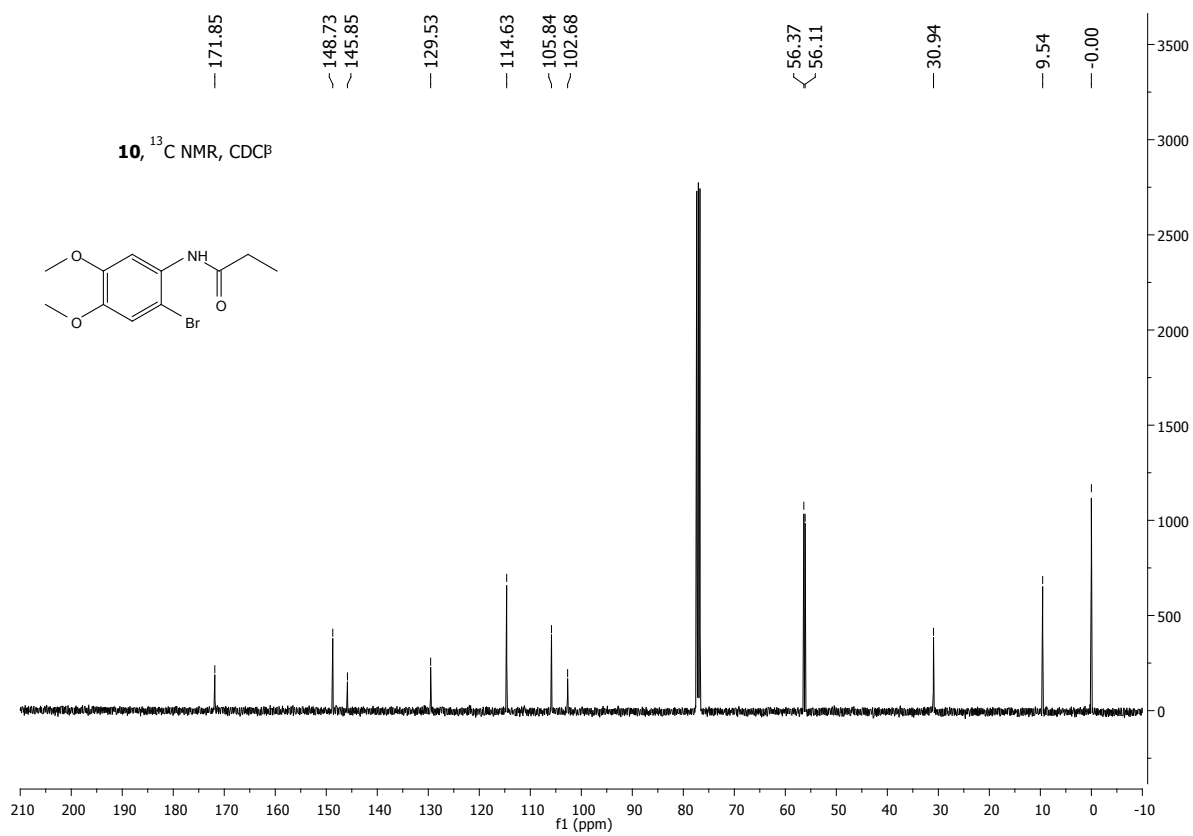
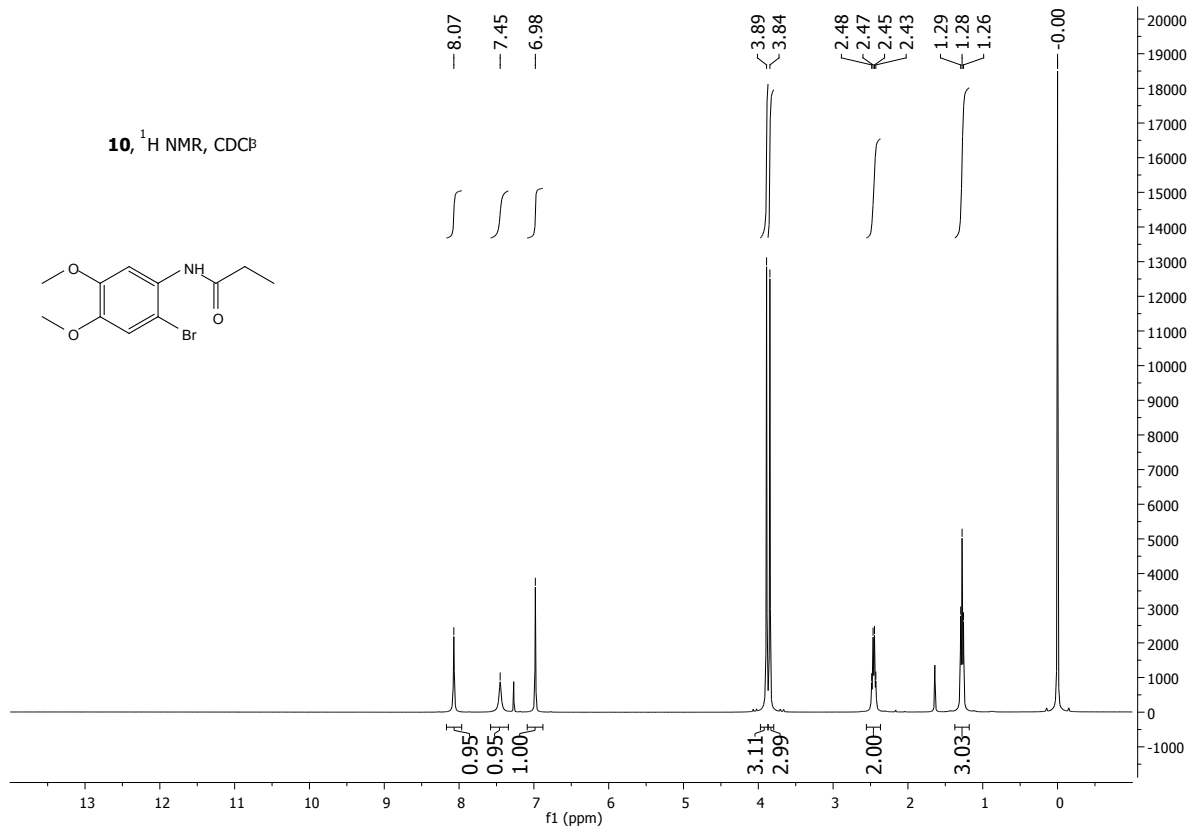


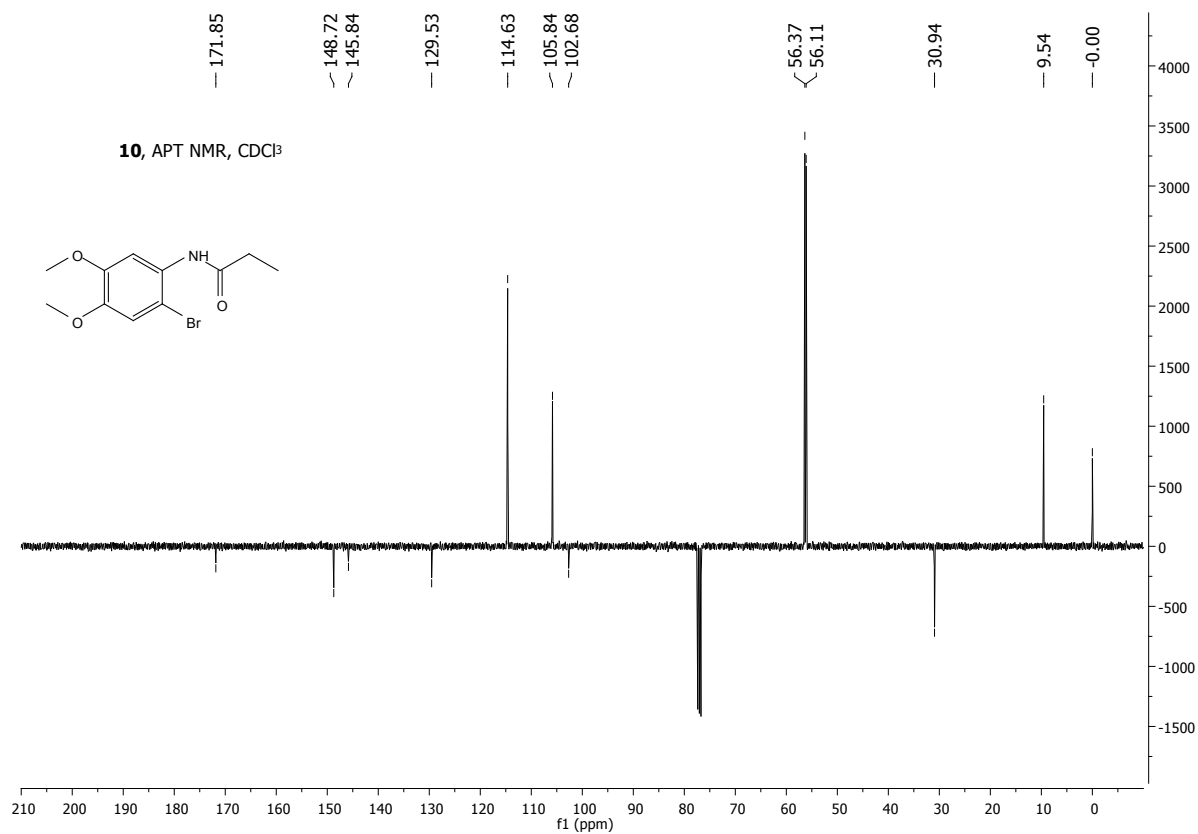












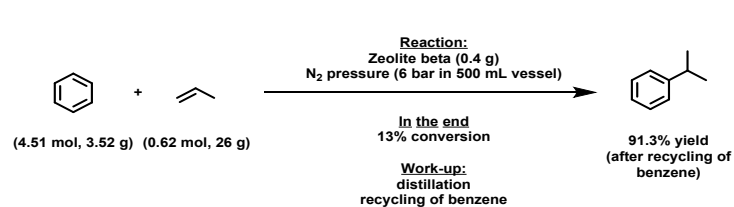
22 Copies of the Excel Sheets used for Green Metrics calculations

22.1 Classical synthesis of 3,4-dimethoxyaniline (5a)

- Step 1

Yield, AE, RME, MI/PMI and OE

Reactant (Limiting Reactant First)	Mass (g)	MW	Mol	Catalyst	Mass (g)	Reagent	Mass (g)	Reaction solvent	Volume (cm ³)	Density (g ml ⁻¹)	Mass (g)	Work up chemical	Mass (g)	Workup solvent	Volume (cm ³)	Density (g ml ⁻¹)	Mass (g)
Benzene	352,00	78,11	4,51	Zeolite beta	0,40			N ₂			3,39						
Propylene	208,00	42,08	4,94														
			#DIV/0!														
			#DIV/0!														
			#DIV/0!														
			#DIV/0!														
Total	560,00	120,19			0,40		0,00				3,39		0,00				0,00



	STEP	CUMULATIVE
Yield (%)	91,30	91,30
Conversion (%)	100,00	/
Selectivity (%)	91,30	/
AE (%)	99,92	99,92
RME (%)	88,23	88,23
PMI total (g g ⁻¹)	1,14	1,14
PMI Reaction (g g ⁻¹)	1,14	1,14
PMI Workup (g g ⁻¹)	0,00	0,00
PMI RRC (g g ⁻¹)	1,13	1,13

	Mass	MW	Mol
Product	4,94E+02	120,09	4,11E+00
reactant	0,00		

Solvents (First Pass)

Preferred solvents	water, EtOH, nBuOH, AcOipr, AcOnBu, PhOMe, MeOH, tBuOH, BnOH, ethylene glycol, acetone, MEK, MIBK, AcOEt, sulfolane	List solvents below
Problematic solvents: (acceptable only if substitution does not offer advantages)	DMSO, cyclohexanone, DMPU, AcOH, Ac ₂ O, Acetonitrile, AcOMe, THF, heptane, Me-cyclohexane, toluene, xylene, MTBE, cyclohexane, chlorobenzene, formic acid, pyridine, Me-THF	
Hazardous solvents: These solvents have significant health and/or safety concerns.	dioxane, pentane, TEA, diisopropyl ether, DME, DCM, DMF, DMA, NMP, methoxyethanol, hexane	
Highly hazardous solvents: The solvents which are agreed not to be used, even in screening	Et ₂ O, Benzene, CCl ₄ , chloroform, DCE, nitromethane, CS ₂ , HMPA	

Experimental:

G. Spano, S. Ramello, G. Girotti, F. Rivetti, A. Carati *Polimeri Europa S.p.A., Italy; Enitecnologie S.p.A. . 2006, WO2006002805A1.*

S: Example nr. 5: 0.4 g of beta zeolite prepared according to what is described in example 1, previously dried to 120°C for 16 hours, are charged into an electrically heated autoclave with an internal volume equal to 0.5 litres, equipped with a mechanical stirrer and with all the necessary devices for the feeding of the benzene and propylene reagents. The autoclave is closed, put under vacuum by suction with a pump connected externally, and 352 g of benzene are put, then charged by suction. The autoclave is pressurized with nitrogen until a pressure of about 6 bar is reached and the heating is initiated to the programmed temperature of 150°C. When the temperature inside the autoclave has stably reached the pre-selected value, 26 g of propylene are rapidly fed, by means of a pressure tank, and the mixture is left to react for a time of exactly 1 hour, calculated starting from the end of the propylene feeding. At the end of the reaction, the product is discharged and analyzed by gas chromatography. The following products are present in the mixture at the end of the reaction: benzene, cumene, C₈ and C₉ oligomers of propylene, diisopropyl benzenes, other diisopropyl benzene isomers (C₈-phenyl = aromatic products generally indicated with the formula C₁₂H₁₆), triisopropyl benzenes, other triisopropyl benzene isomers (C₉-phenyl = aromatic products generally indicated with the formula C₁₃H₁₈), polyalkylated products with a molecular weight higher than triisopropyl benzene (heavy polyalkylated products). The propylene conversion proves to be higher than 97.0 percent, the selectivity to mono-alkylated product (cumene) with respect to the converted propylene is equal to 91.2 percent and the selectivity to (cumene + diisopropyl benzenes + triisopropyl benzenes) with respect to the converted propylene is equal to 97.5 percent. The weight ratio, called R, between the sum of (diisopropyl benzenes + triisopropyl benzenes + C₈-phenyl + C₉-phenyl + heavy polyalkylated products) and the sum of (cumene + diisopropyl benzenes + triisopropyl benzenes + C₈-phenyl + C₉-phenyl + heavy polyalkylated products) proves to be equal to 0.062. This ratio R is a measurement of the total quantity of the polyalkylated by-products alone with respect to the total products and alkylated by-products formed during the reaction.

Catalyst/enzyme (First Pass)

		Tick
Catalyst or enzyme used, or reaction takes place without any	Green Flag	X
Use of stoichiometric quantities of reagents	Amber Flag	
Use of reagents in excess	Red Flag	

		Tick
Facile recovery of catalyst/enzyme	Green Flag	
catalyst/enzyme not recovered	Amber Flag	

Critical elements

Supply remaining	Flag colour	Note element
5-50 years	Red Flag	
50-500 years	Amber Flag	Al
+500 years	Green Flag	

Remaining years until depletion of known reserves (based on current rate of extraction)																	
50-100 years	100-150 years	150-500 years	500-1000 years	1000-5000 years	5000-10000 years	10000-50000 years	50000-100000 years	100000-500000 years	500000-1000000 years	1000000-5000000 years	5000000-10000000 years	10000000-50000000 years	50000000-100000000 years	100000000-500000000 years	500000000-1000000000 years	1000000000-5000000000 years	5000000000-10000000000 years
Li	Be	B	C	N	O	F	Ne	Na	Mg	Al	Si	P	S	Cl	Ar	K	Ca
Sc	Ti	V	Cr	Mn	Fe	Co	Ni	Cu	Zn	Ga	Ge	As	Se	Br	Kr	Rb	Sr
Y	Zr	Nb	Mo	Tc	Ru	Rh	Pd	Ag	Cd	In	Sn	Sb	Te	I	Xe	Ba	La
Ce	Pr	Nd	Pm	Sm	Eu	Gd	Tb	Dy	Ho	Er	Tm	Yb	Lu				
Th	Pa	U	Np	Pu	Am	Cm	Bk	Cf	Es	Fm	Md	No	Lr				

Energy (First Pass)

Reaction run between 0 to 70°C	Green Flag	Tick
Reaction run between -20 to 0 or 70 to 140°C	Amber Flag	
Reaction run below -20 or above 140°C	Red Flag	X

Batch/flow

Flow	Green Flag	Tick
Batch	Amber Flag	X

Reaction run at reflux	Red Flag	Tick
Reaction run 5°C or more below the solvent boiling point	Green Flag	

Work Up

quenching filtration centrifugation crystallisation	Green Flag	X
Low temperature distillation/evaporation/ sublimation (< 140 °C at atmospheric pressure) solvent exchange, quenching into aqueous solvent	Amber Flag	
chromatography/ion exchange high temperature multiple recrystallisation	Red Flag	

Health & safety

	List substances and H-codes	List substances and H-codes	List substances and H-codes
Highly explosive	H200, H201, H202, H203	H205, H220, H224	
Explosive thermal runaway	H230, H240, H250	H241	
Toxic	H300, H310, H330	H301, H311, H331,	
Long Term toxicity	H340, H350, H360, H370, H372	H341, H351, H361, H371, H373	
Environmental implications	H400, H410, H411, H420	H401, H412	

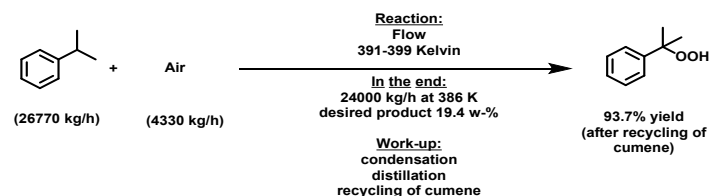
Use of chemicals of environmental concern

Chemical identified as Substances of Very High Concern by ChemSec which are utilised	Red Flag	List substances of very high concern
		Benzene

- Step 2

Yield, AE, RME, MI/PMI and OE

Reactant (Limiting Reactant First)	Mass (g)	MW	Mol	Catalyst	Mass (g)	Reagent	Mass (g)	Reaction solvent	Volume (cm ³)	Density (g ml ⁻¹)	Mass (g)	Work up chemical	Mass (g)	Workup solvent	Volume (cm3)	Density (g ml ⁻¹)	Mass (g)
Cumene	2,68E+07	120,09	2,23E+05					N ₂ from air			1,57E+07						
O ₂ from air	5,22E+06	31,99	1,63E+05														
Total	3,20E+07	152,08			0,00		0,00				1,57E+07		0,00				0,00



STEP	CUMULATIVE
Yield (%)	93,70
Conversion (%)	100,00
Selectivity (%)	93,70
AE (%)	100,00
RME (%)	99,30
PMI total (g·g ⁻¹)	1,50
PMI Reaction (g·g ⁻¹)	1,50
PMI Workup (g·g ⁻¹)	0,00
PMI RRC (g·g ⁻¹)	1,01

	Mass	MW	Mol
Product	3,18E+07	152,08	2,09E+05
reactant	mass	0,00	

Solvents (First Pass)

Preferred solvents	water, EtOH, nBuOH, AcOipr, AcOnBu, PhOMe, MeOH, tBuOH, BnOH, ethylene glycol, acetone, MEK, MIBK, AcOEt, sulfolane	List solvents below
Problematic solvents: (acceptable only if substitution does not offer advantages)	DMSO, cyclohexanone, DMPU, AcOH, Ac2O, Acetonitrile, AcOMe, THF, heptane, Me-cyclohexane, toluene, xylene, MTBE, cyclohexane, chlorobenzene, formic acid, pyridine, Me-THF	
Hazardous solvents: These solvents have significant health and/or safety concerns.	dioxane, pentane, TEA, diisopropyl ether, DME, DCM, DMF, DMA, NMP, methoxyethanol, hexane	
Highly hazardous solvents: The solvents which are agreed not to be used, even in screening	Et ₂ O, Benzene, CCl ₄ , chloroform, DCE, nitromethane, CS ₂ , HMPA	

Experimental:

H. Bartkowiak, B. Haase, R. Hofmann, H. J. Naumann, B. Raue VEB Leuna-Werke "Walter Ulbricht", Ger. Dem. Rep. 1988, DD258531A3.

Beispiel 1

Die Oxidation des Cumens zu Cumenhydroperoxid erfolgt in einem stehenden 62 m³ großen Reaktor, der durch Siebbodenelemente in vier Reaktionsabschnitte geteilt ist, deren Reaktionsvolumen von oben nach unten 21, 21, 13 und 7 m³ beinhalten. Dem Reaktor werden stündlich 26770 kg Cumene mit einer Temperatur von 388 K, das 1,8 Ma.-% Cumenhydroperoxid enthält, zugeführt. Unten werden 4330 kg/h Luft mit einer Temperatur von 288 K in den Reaktor eingeleitet. Oben verlassen den Reaktor 7100 kg/h Abgas, bestehend aus Stickstoff, Sauerstoff, Cumen und Cumenhydroperoxid mit einer Temperatur von 398 K. Mittels eines Kühlkreislaufes werden die Temperaturen in den einzelnen Reaktionsstufen zwischen 399 K oben und 391 K unten gehalten. Den Reaktor verlassen 24000 kg/h Oxidat mit einer Temperatur von 386 K und einem Gehalt an Cumenhydroperoxid von 19,4 Ma.-%. Das im Abgas enthaltene Cumen und Cumenhydroperoxid wird mittels Kühlwasser auskondensiert. Gleichfalls mittels Kühlwasser wird dem Kühlkreislauf die im Reaktor aufgenommene Wärme entzogen. Die Erwärmung des Cumens auf die Eintrittstemperatur von 388 K erfolgt zunächst in einem Wärmeaustauschapparat mittels des den Reaktor verlassenden Oxidats, wobei sich das Cumen von 303 K auf 349 K erwärmt und dann in einem weiteren Wärmeaustauscher mittels Heizdampf. Das Oxidat wird dabei innerhalb von 15 Minuten auf eine Temperatur von 346 K abgekühlt und gelangt danach in eine unterteilte, bei Drücken von 4 kPa und 1 kPa arbeitende Verdampferstufe, in der das Oxidat auf 89 Ma.-% Cumenhydroperoxid aufkonzentriert wird. Die Ausbeute an nutzbarem Cumenhydroperoxid beträgt bezüglich Cumene 93,7 Ma.-%. Der Verbrauch an Heizdampf zur Erzeugung des 89%igen Cumenhydroperoxids beträgt 4970 kg/h.

Catalyst/enzyme (First Pass)

	Green Flag	Amber Flag	Red Flag	Tick
Catalyst or enzyme used, or reaction takes place without any				X
Use of stoichiometric quantities of reagents				
Use of reagents in excess				

	Green Flag	Amber Flag	Tick
Facile recovery of catalyst/enzyme			
catalyst/enzyme not recovered			

Critical elements

Supply remaining	Flag colour	Note element
5-50 years	Red Flag	
50-500 years	Amber Flag	
+500 years	Green Flag	X

<p>Remaining years until depletion of known reserves (based on current rate of extraction)</p> <p>0-50 years</p> <p>50-100 years</p> <p>100-500 years</p>																	
H	He																
Li	Be	B	C	N	O	F	Ne										
Na	Mg	Al	Si	P	S	Cl	Ar										
K	Ca	Sc	Ti	V	Cr	Mn	Fe	Co	Ni	Cu	Zn	Ga	Ge	As	Se	Br	Kr
Rb	Sr	Y	Zr	Nb	Mo	Tc	Ru	Rh	Pd	Ag	Cd	In	Sn	Sb	Te	I	Xe
Cs	Ba	La	Hf	Ta	W	Re	Os	Ir	Pt	Au	Hg	Tl	Pb	Bi	Po	At	Rn
Fr	Ra	Ac	Th	Pa	U	Np	Pu	Am	Cm	Bk	Cf	Es	Fm	Md	No	Lr	
<p>Lanthanides *</p> <p>Actinides †</p>																	

Energy (First Pass)

		Tick
Reaction run between 0 to 70°C	Green Flag	
Reaction run between -20 to 0 or 70 to 140°C	Amber Flag	X
Reaction run below -20 or above 140°C	Red Flag	

Batch/flow

		Tick
Flow	Green Flag	X
Batch	Amber Flag	

		Tick
Reaction run at reflux	Red Flag	
Reaction run 5°C or more below the solvent boiling point	Green Flag	

Work Up

		List
quenching filtration centrifugation crystallisation Low temperature distillation/evaporation/ sublimation (< 140 °C at atmospheric pressure)	Green Flag	Distillation
solvent exchange, quenching into aqueous solvent	Amber Flag	
chromatography/ion exchange high temperature multiple recrystallisation	Red Flag	

Health & safety

	Red Flag	Amber Flag	Green Flag	List substances and H-codes	List substances and H-codes	List substances and H-codes
Highly explosive	H200, H201, H202, H203	H205, H220, H224	If no red or amber flagged H codes present then green flag			air
Explosive thermal runaway	H230, H240, H250	H241				
Toxic	H300, H310, H330	H301, H311, H331,				
Long Term toxicity	H340, H350, H360, H370, H372	H341, H351, H361, H371, H373				
Environmental implications	H400, H410, H411, H420	H401, H412		Cumene (H411)		

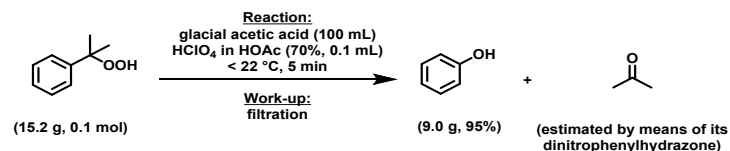
Use of chemicals of environmental concern

		List substances of very high concern
Chemical identified as Substances of Very High Concern by ChemSec which are utilised	Red Flag	

• Step 3

Yield, AE, RME, MI/PMI and OE

Reactant (Limiting Reactant First)	Mass (g)	MW	Mol	Catalyst	Mass (g)	Reagent	Mass (g)	Reaction solvent	Volume (cm ³)	Density (g ml ⁻¹)	Mass (g)	Work up chemical	Mass (g)	Workup solvent	Volume (cm ³)	Density (g ml ⁻¹)	Mass (g)
Cumene hydroperoxide	15,20	152,08	0,0999	HClO ₄	0,74			HOAc	100,00	1,05	104,92						
								HOAc	0,10	1,05	0,10						
Total	15,20	152,08			0,74		0,00				105,02		0,00				0,00



STEP	CUMULATIVE
Yield (%)	95,69
Conversion (%)	100,00
Selectivity (%)	95,69
AE (%)	61,88
RME (%)	59,21
PMI total (g·g ⁻¹)	13,44
PMI Reaction (g·g ⁻¹)	13,44
PMI Workup (g·g ⁻¹)	0,00
PMI RRC (g·g ⁻¹)	1,77

	Mass	MW	Mol
Product	9,00	94,11	0,0956
reactant	mass	0,00	

Solvents (First Pass)

Preferred solvents	water, EtOH, nBuOH, AcOipr, AcOnBu, PhOMe, MeOH, tBuOH, BnOH, ethylene glycol, acetone, MEK, MIBK, AcOEt, sulfolane	List solvents below
Problematic solvents: (acceptable only if substitution does not offer advantages)	DMSO, cyclohexanone, DMPU, AcOH, Ac2O, Acetonitrile, AcOMe, THF, heptane, Me-cyclohexane, toluene, xylene, MTBE, cyclohexane, chlorobenzene, formic acid, pyridine, Me-THF	HOAc
Hazardous solvents: These solvents have significant health and/or safety concerns.	dioxane, pentane, TEA, diisopropyl ether, DME, DCM, DMF, DMA, NMP, methoxyethanol, hexane	
Highly hazardous solvents: The solvents which are agreed not to be used, even in screening	Et ₂ O, Benzene, CCl ₄ , chloroform, DCE, nitromethane, CS ₂ , HMPA	

Experimental:

M. S. Kharasch, A. Fono, W. Nudenberg *J. Org. Chem.* **1950**, *15*, 748.

Decomposition of α-cumyl hydroperoxide in the presence of acetic acid and catalytic quantities of perchloric acid. α-Cumyl hydroperoxide (15.2 g., 0.1 mole), dissolved in 100 cc. of glacial acetic acid was treated with 0.1 cc. of a 5% solution of 70% perchloric acid in acetic acid. The temperature of the reaction mixture was kept below 22°. The peroxide titre of the mixture fell to zero after 5 minutes. Phenol (9 g., 95% yield) was isolated in crystalline form. Acetone was identified and estimated by means of its dinitrophenylhydrazone. An unidentified neutral oil (amounting to less than 3% of the starting material) was also obtained.

Catalyst/enzyme (First Pass)

	Tick
Catalyst or enzyme used, or reaction takes place without any catalyst/reagents.	Green Flag
Use of stoichiometric quantities of reagents	Amber Flag
Use of reagents in excess	Red Flag

	Tick
Facile recovery of catalyst/enzyme	Green Flag
catalyst/enzyme not recovered	Amber Flag

Critical elements

Supply remaining	Flag colour	Note element
5-50 years	Red Flag	
50-500 years	Amber Flag	
+500 years	Green Flag	X

<p>Remaining years until depletion of known reserves (based on current rate of extraction)</p> <p>5-50 years</p> <p>50-100 years</p> <p>100-500 years</p>																	
H	He																
Li	Be	B	C	N	O	F	Ne										
Na	Mg	Al	Si	P	S	Cl	Ar										
K	Ca	Sc	Ti	V	Cr	Mn	Fe	Co	Ni	Cu	Zn	Ga	Ge	As	Se	Br	Kr
Rb	Sr	Y	Zr	Nb	Mo	Tc	Ru	Rh	Pd	Ag	Cd	In	Sn	Sb	Te	I	Xe
Cs	Ba	La	Hf	Ta	W	Re	Os	Ir	Pt	Au	Hg	Tl	Pb	Bi	Po	At	Rn
Fr	Ra	Ac	Th	Pa	U	Np	Pu	Am	Cm	Bk	Cf	Es	Fm	Md	No	Lr	
<p>Lanthanides *</p> <p>Actinides †</p>																	

Energy (First Pass)

		Tick
Reaction run between 0 to 70°C	Green Flag	X
Reaction run between -20 to 0 or 70 to 140°C	Amber Flag	
Reaction run below -20 or above 140°C	Red Flag	

Batch/flow

		Tick
Flow	Green Flag	
Batch	Amber Flag	X

		Tick
Reaction run at reflux	Red Flag	
Reaction run 5°C or more below the solvent boiling point	Green Flag	X

Work Up

		List
quenching filtration centrifugation crystallisation Low temperature distillation/evaporation/ sublimation (< 140 °C at atmospheric pressure)	Green Flag	Filtration
solvent exchange, quenching into aqueous solvent	Amber Flag	
chromatography/ion exchange high temperature multiple recrystallisation	Red Flag	

Health & safety

	Red Flag	Amber Flag	Green Flag	List substances and H-codes	List substances and H-codes	List substances and H-codes
Highly explosive	H200, H201, H202, H203	H205, H220, H224	If no red or amber flagged H codes present then green flag			HClO ₄ HOAc
Explosive thermal runaway	H230, H240, H250	H241				
Toxic	H300, H310, H330	H301, H311, H331,				
Long Term toxicity	H340, H350, H360, H370, H372	H341, H351, H361, H371, H373				
Environmental implications	H400, H410, H411, H420	H401, H412				

Use of chemicals of environmental concern

		List substances of very high concern
Chemical identified as Substances of Very High Concern by ChemSec which are utilised	Red Flag	

Critical elements

Supply remaining	Flag colour	Note element
5-50 years	Red Flag	
50-500 years	Amber Flag	S
+500 years	Green Flag	

Remaining years until depletion of known reserves (based on current rate of extraction)

5-50 years

50-100 years

100-500 years

Lanthanides *

Actinides *

Energy (First Pass)

Reaction run between 0 to 70°C	Green Flag	Tick
Reaction run between -20 to 0 or 70 to 140°C	Amber Flag	X
Reaction run below -20 or above 140°C	Red Flag	

Batch/flow

Flow	Green Flag	Tick
Batch	Amber Flag	X

Reaction run at reflux	Red Flag	Tick
Reaction run 5°C or more below the solvent boiling point	Green Flag	

Work Up

quenching filtration centrifugation crystallisation Low temperature distillation/evaporation/ sublimation (< 140 °C at atmospheric pressure) solvent exchange, quenching into aqueous solvent chromatography/ion exchange high temperature multiple recrystallisation	Green Flag	List
	Amber Flag	
	Red Flag	

Health & safety

	Red Flag	Amber Flag	Green Flag	List substances and H-codes	List substances and H-codes	List substances and H-codes
Highly explosive	H200, H201, H202, H203	H205, H220, H224	If no red or amber flagged H codes present then green flag			
Explosive thermal runaway	H230, H240, H250	H241				
Toxic	H300, H310, H330	H301, H311, H331				
Long Term toxicity	H340, H350, H360, H370, H372	H341, H351, H361, H371, H373				
Environmental implications	H400, H410, H411, H420	H401, H412				

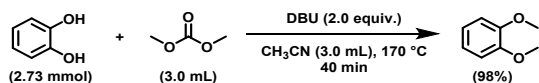
Use of chemicals of environmental concern

Chemical identified as Substances of Very High Concern by ChemSec which are utilised	Red Flag	List substances of very high concern
--------------------------------------------------------------------------------------	----------	--------------------------------------

• Step 5

Yield, AE, RME, MI/PMI and OE

Reactant (Limiting Reactant First)	Mass (g)	MW	Mol	Catalyst	Mass (g)	Reagent	Mass (g)	Reaction solvent	Volume (cm ³)	Density (g ml ⁻¹)	Mass (g)	Work up chemical	Mass (g)	Workup solvent	Volume (cm ³)	Density (g ml ⁻¹)	Mass (g)
Catechol	0,30	110,00	0,0027			DBU	0,83	CH ₃ CN	3,00	0,79	2,36	HCl	0,27	H ₂ O (HCl)	7,50	1,00	7,50
Dimethyl carbonate (DMC)	0,49	90,10	0,0055					DMC	2,54	1,07	2,72	MgCl ₂ ·6H ₂ O	11,74	H ₂ O (MgCl ₂ ·6H ₂ O)	7,50	1,00	7,50
												Na ₂ SO ₄	2,73	EtOAc	20,00	0,90	18,04
Total	0,79	200,10			0,00		0,83				5,08		14,74				33,04



	STEP	CUMULATIVE
Yield (%)	97,66	43,13
Conversion (%)	100,00	/
Selectivity (%)	97,66	/
AE (%)	69,05	50,04
RME (%)	46,50	23,48
PMI total (g·g ⁻¹)	148,04	166,81
PMI Reaction (g·g ⁻¹)	18,20	36,97
PMI Workup (g·g ⁻¹)	129,84	129,84
PMI RRC (g·g ⁻¹)	4,41	6,69

	Mass	MW	Mol
Product	0,37	138,16	0,0027
reactant	mass	0,00	

Solvents (First Pass)

	List solvents below
Preferred solvents	water, EtOH, nBuOH, AcOipr, AcOnBu, PhOMe, MeOH, tBuOH, BnOH, ethylene glycol, acetone, MEK, MIBK, AcOEt, sulfolane
Problematic solvents: (acceptable only if substitution does not offer advantages)	DMSO, cyclohexanone, DMPU, AcOH, Ac ₂ O, Acetonitrile, AcOMe, THF, heptane, Me-cyclohexane, toluene, xylene, MTBE, cyclohexane, chlorobenzene, formic acid, pyridine, Me-THF
Hazardous solvents: These solvents have significant health and/or safety concerns.	dioxane, pentane, TEA, diisopropyl ether, DME, DCM, DMF, DMA, NMP, methoxyethanol, hexane
Highly hazardous solvents: The solvents which are agreed not to be used, even in screening	Et ₂ O, Benzene, CCl ₄ , chloroform, DCE, nitromethane, CS ₂ , HMPA

Experimental:

M. Y. Lui, K. S. Lokare, E. Hemming, J. N. G. Stanley, A. Perosa, M. Selva, A. F. Masters, T. Maschmeyer *RSC Adv.* **2016**, *6*, 58443.

A solution of catechol (2.73 mmol), a catalytic amount of DBU (1 equiv. per OH), DMC (3 mL) and MeCN (3 mL) was heated in a 30 mL air tight glass vessel in an Anton Paar Monowave 300 microwave synthesis reactor at 170 °C with a stirring rate of 600 rpm. After 40 minutes, the reaction vial was removed from the microwave reactor and cooled to room temperature. The mixture was concentrated at 40 °C and 98 mbar, and mesitylene (200 µL) added as an external standard. The mixture was then combined with 1M HCl (7.5 mL) and magnesium chloride hexahydrate (7.7 M, 7.5 mL). The organic layer was subsequently extracted with ethyl acetate (10 × 2 mL), dried over anhydrous sodium sulfate and filtered. The sample was then analyzed by ¹H NMR, GC-FID and GC-MS. Veratrole was obtained in 97.6% yield, no guaicol, 100% conversion of catechol.

Catalyst/enzyme (First Pass)

	Green Flag	Tick
Catalyst or enzyme used, or reaction takes place without any catalyst/reagents.	Green Flag	
Use of stoichiometric quantities of reagents	Amber Flag	X
Use of reagents in excess	Red Flag	

	Green Flag	Tick
Facile recovery of catalyst/enzyme	Green Flag	
catalyst/enzyme not recovered	Amber Flag	X

Critical elements

Supply remaining	Flag colour	Note element
5-50 years	Red Flag	
50-500 years	Amber Flag	
+500 years	Green Flag	

Remaining years until depletion of known reserves (based on current rate of extraction)

50-100 years

100-500 years

500+ years

Energy (First Pass)

		Tick
Reaction run between 0 to 70°C	Green Flag	
Reaction run between -20 to 0 or 70 to 140°C	Amber Flag	
Reaction run below -20 or above 140°C	Red Flag	X

Batch/flow

		Tick
Flow	Green Flag	
Batch	Amber Flag	X

		Tick
Reaction run at reflux	Red Flag	X
Reaction run 5°C or more below the solvent boiling point	Green Flag	

Work Up

		List
quenching filtration centrifugation crystallisation Low temperature distillation/evaporation/ sublimation (< 140 °C at atmospheric pressure) solvent exchange, quenching into aqueous solvent	Green Flag	Quenching Filtration
chromatography/ion exchange high temperature multiple recrystallisation	Amber Flag	Extraction
	Red Flag	

Health & safety

	Red Flag	Amber Flag	Green Flag	List substances and H-codes	List substances and H-codes	List substances and H-codes
Highly explosive	H200, H201, H202, H203	H205, H220, H224	If no red or amber flagged H codes present then green flag			
Explosive thermal runaway	H230, H240, H250	H241				
Toxic	H300, H310, H330	H301, H311, H331,			DBU: H301	
Long Term toxicity	H340, H350, H360, H370, H372	H341, H351, H361, H371, H373				
Environmental implications	H400, H410, H411, H420	H401, H412				

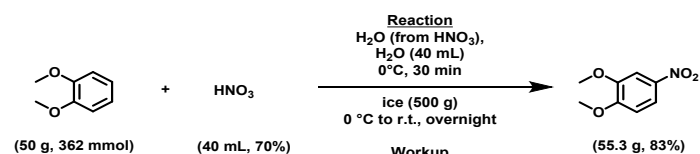
Use of chemicals of environmental concern

		List substances of very high concern
Chemical identified as Substances of Very High Concern by ChemSec which are utilised	Red Flag	

• Step 6

Yield, AE, RME, MI/PMI and OE

Reactant (Limiting Reactant First)	Mass (g)	MW	Mol	Catalyst	Mass (g)	Reagent	Mass (g)	Reaction solvent	Volume (cm ³)	Density (g ml ⁻¹)	Mass (g)	Work up chemical	Mass (g)	Workup solvent	Volume (cm ³)	Density (g ml ⁻¹)	Mass (g)
Veratrole	50,00	138,07	0,3621					H ₂ O	16,80	1,00	16,80	Charcoal	724,27	EtOH	600,00	0,79	473,40
HNO ₃	39,20	63,01	0,6221					H ₂ O	40,00	1,00	40,00			H ₂ O	200,00	1,00	200,00
														Et ₂ O	50,00	0,71	35,65
														ice	500,00	1,00	500,00
Total	89,20	201,08			0,00		0,00				56,80		724,27				1209,05



Workup
 EtOH (600 mL)
 H₂O (200 mL)
 Charcoal, filtration
 Et₂O (50 mL)

Solvents (First Pass)

Preferred solvents	water, EtOH, nBuOH, AcOipr, AcOnBu, PhOMe, MeOH, tBuOH, BnOH, ethylene glycol, acetone, MEK, MIBK, AcOEt, sulfolane	List solvents below
Problematic solvents: (acceptable only if substitution does not offer advantages)	DMSO, cyclohexanone, DMPU, AcOH, Ac ₂ O, Acetonitrile, AcOMe, THF, heptane, Me-cyclohexane, toluene, xylene, MTBE, cyclohexane, chlorobenzene, formic acid, pyridine, Me-THF	H ₂ O EtOH
Hazardous solvents: These solvents have significant health and/or safety concerns.	dioxane, pentane, TEA, diisopropyl ether, DME, DCM, DMF, DMA, NMP, methoxyethanol, hexane	
Highly hazardous solvents: The solvents which are agreed not to be used, even in screening	Et ₂ O, Benzene, CCl ₄ , chloroform, DCE, nitromethane, CS ₂ , HMPA	Et ₂ O

Catalyst/enzyme (First Pass)

	Tick
Catalyst or enzyme used, or reaction takes place without any catalyst/reagents.	Green Flag X
Use of stoichiometric quantities of reagents	Amber Flag
Use of reagents in excess	Red Flag

STEP CUMULATIVE

Yield (%)	83,42	35,98
Conversion (%)	100,00	/
Selectivity (%)	83,42	/
AE (%)	91,03	54,00
RME (%)	62,00	21,93
PMI total (g·g ⁻¹)	37,60	187,52
PMI Reaction (g·g ⁻¹)	2,64	35,16
PMI Workup (g·g ⁻¹)	34,96	152,36
PMI RRC (g·g ⁻¹)	1,61	6,76

	Mass	MW	Mol
Product	55,30	183,05	0,3021
reactant	mass		
	0,00		

Experimental:

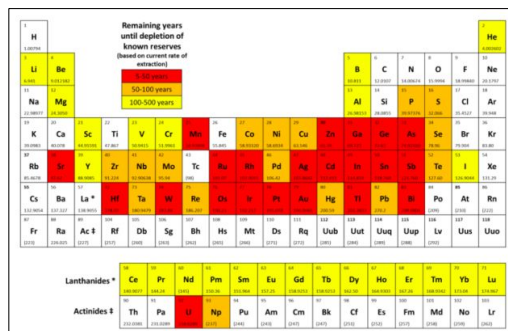
J. G. Stuart, S. Khora, J. D. McKenney, R. N. Castle *J. Heterocycl. Chem.* **1987**, *24*, 1589.

The title compound was prepared according to the procedure described by Cardwell and Robinson [14]. Veratrole (50 g, 362 mmoles) was added dropwise to a stirred solution of nitric acid (40 ml, d 1.40) and water (40 ml) at ice bath temperatures. After the addition was complete, the ice bath was removed and the mixture manually stirred periodically over 30 minutes then transferred to crushed ice (ca 500 g). After standing at room temperature overnight, the yellow precipitate was collected by filtration. This solid was dissolved in hot ethanol (ca 600 ml), diluted with water (200 ml), treated with charcoal then allowed to cool and stand at room temperature for 12 hours. The precipitate was collected by filtration, washed with anhydrous ether (50 ml) then dried to give 55.3 g (83%) of **10** as thick yellow irregular plates, mp 95-97° (lit [15] mp 97.5°);

	Tick
Facile recovery of catalyst/enzyme	Green Flag
catalyst/enzyme not recovered	Amber Flag

Critical elements

Supply remaining	Flag colour	Note element
5-50 years	Red Flag	
50-500 years	Amber Flag	
+500 years	Green Flag	X



Energy (First Pass)

		Tick
Reaction run between 0 to 70°C	Green Flag	X
Reaction run between -20 to 0 or 70 to 140°C	Amber Flag	
Reaction run below -20 or above 140°C	Red Flag	

		Tick
Reaction run at reflux	Red Flag	
Reaction run 5°C or more below the solvent boiling point	Green Flag	X

Batch/flow

		Tick
Flow	Green Flag	
Batch	Amber Flag	X

Work Up

		List
quenching filtration centrifugation crystallisation Low temperature distillation/evaporation/ sublimation (< 140 °C at atmospheric pressure)	Green Flag	filtration washing
solvent exchange, quenching into aqueous solvent	Amber Flag	
chromatography/ion exchange high temperature multiple recrystallisation	Red Flag	

Health & safety

	Red Flag	Amber Flag	Green Flag	List substances and H-codes	List substances and H-codes	List substances and H-codes
Highly explosive	H200, H201, H202, H203	H205, H220, H224	If no red or amber flagged H codes present then green flag		Et ₂ O: H224	veratrole 4-nitroveratrole EtOH
Explosive thermal runaway	H230, H240, H250	H241				
Toxic	H300, H310, H330	H301, H311, H331,			HNO ₃ : H331	
Long Term toxicity	H340, H350, H360, H370, H372	H341, H351, H361, H371, H373				
Environmental implications	H400, H410, H411, H420	H401, H412				

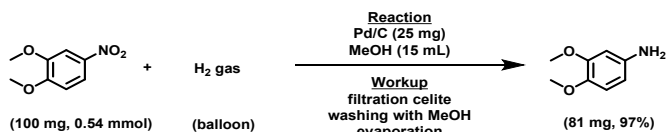
Use of chemicals of environmental concern

		List substances of very high concern
Chemical identified as Substances of Very High Concern by ChemSec which are utilised	Red Flag	

• Step 7

Yield, AE, RME, MI/PMI and OE

Reactant (Limiting Reactant First)	Mass (g)	MW	Mol	Catalyst	Mass (g)	Reagent	Mass (g)	Reaction solvent	Volume (cm ³)	Density (g ml ⁻¹)	Mass (g)	Work up chemical	Mass (g)	Workup solvent	Volume (cm ³)	Density (g ml ⁻¹)	Mass (g)
4-nitroveratrole	0,10	183,050	0,0005	Pd/C	0,025			MeOH	15,00	0,79	11,88	Celite	1,09	MeOH	2,73	0,79	2,16
H ₂ gas	0,33	2,020	0,1635														
Total	0,43	185,07			0,03		0,00				11,88		1,09				2,16



	STEP	CUMULATIVE
Yield (%)	97,55	35,09
Conversion (%)	100,00	/
Selectivity (%)	97,55	/
AE (%)	82,13	44,58
RME (%)	18,83	10,30
PMI total (g·g ⁻¹)	192,48	422,76
PMI Reaction (g·g ⁻¹)	152,29	194,46
PMI Workup (g·g ⁻¹)	40,20	228,29
PMI RRC (g·g ⁻¹)	5,62	12,73

	Mass	MW	Mol
Product	0,08	152,00	0,0005
reactant	mass		
	0,00		

Solvents (First Pass)

Preferred solvents	water, EtOH, nBuOH, AcOipr, AcOnBu, PhOMe, MeOH, tBuOH, BnOH, ethylene glycol, acetone, MEK, MIBK, AcOEt, sulfolane	List solvents below
Problematic solvents: (acceptable only if substitution does not offer advantages)	DMSO, cyclohexanone, DMPU, AcOH, Ac2O, Acetonitrile, AcOME, THF, heptane, Me-cyclohexane, toluene, xylene, MTBE, cyclohexane, chlorobenzene, formic acid, pyridine, Me-THF	MeOH
Hazardous solvents: These solvents have significant health and/or safety concerns.	dioxane, pentane, TEA, diisopropyl ether, DME, DCM, DMF, DMA, NMP, methoxyethanol, hexane	
Highly hazardous solvents: The solvents which are agreed not to be used, even in screening	Et ₂ O, Benzene, CCl ₄ , chloroform, DCE, nitromethane, CS ₂ , HMPA	

Experimental:

L. D. Arnold, K. W. Foreman, D. S. Werner *Coferon, Inc., USA* . 2013, WO2013033270A2.

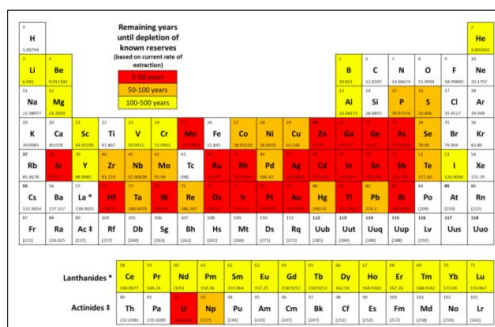
[00579] A solution of 3,4-dimethoxy nitrobenzene (100 mg, 0.54 mmol) in methanol (15 mL) was charged with 10% Pd/C (25 mg) under inert atmosphere then charged with H₂ gas at atmospheric pressure (balloon pressure) for 3 h. The reaction mixture was filtered through a pad of *celite* and the pad was washed with methanol and the filtrate was concentrated *in vacuo* to afford 3,4-dimethoxy aniline (81 mg, Yield: 97%).

Catalyst/enzyme (First Pass)

	Green Flag	Amber Flag	Red Flag	Tick
Catalyst or enzyme used, or reaction takes place without any				X
Use of stoichiometric quantities of reagents				
Use of reagents in excess				

	Green Flag	Amber Flag	Red Flag	Tick
Facile recovery of catalyst/enzyme				
catalyst/enzyme not recovered				X

Supply remaining	Flag colour	Note element
5-50 years	Red Flag	Pd
50-500 years	Amber Flag	
+500 years	Green Flag	



Energy (First Pass)		Tick
Reaction run between 0 to 70°C	Green Flag	X
Reaction run between -20 to 0 or 70 to 140°C	Amber Flag	
Reaction run below -20 or above 140°C	Red Flag	

Flow	Green Flag	
Batch	Amber Flag	X

		Tick
Reaction run at reflux	Red Flag	
Reaction run 5°C or more below the solvent boiling point	Green Flag	X

quenching filtration centrifugation crystallisation Low temperature distillation/evaporation/ <u>sublimation (< 140 °C at atmospheric pressure)</u>	Green Flag	filtration
solvent exchange, quenching into aqueous solvent	Amber Flag	
chromatography/ion exchange high temperature multiple recrystallisation	Red Flag	

Health & safety				List substances and H-codes	List substances and H-codes	List substances and H-codes
	Red Flag	Amber Flag	Green Flag			4-nitroveratrole Pd/c 4-aminoveratrole
Highly explosive	H200, H201, H202, H203	H205, H220, H224	If no red or amber flagged H codes present then green flag		H ₂ gas: H220	
Explosive thermal runaway	H230, H240, H250	H241				
Toxic	H300, H310, H330	H301, H311, H331,			MeOH: H301, H311, H331	
Long Term toxicity	H340, H350, H360, H370, H372	H341, H351, H361, H371, H373		MeOH: H370		
Environmental implications	H400, H410, H411, H420	H401, H412				

Use of chemicals of environmental concern		List substances of very high concern
Chemical identified as Substances of Very High Concern by ChemSec which are utilised	Red Flag	

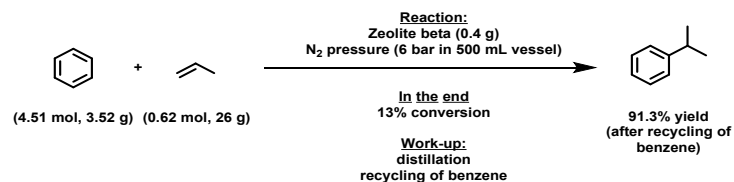
List substances of very high concern	

22.2 Classical synthesis of 2-Bromo-4,5-dimethoxyaniline (7)

• Step 1

Yield, AE, RME, MI/PMI and OE

Reactant (Limiting Reactant First)	Mass (g)	MW	Mol	Catalyst	Mass (g)	Reagent	Mass (g)	Reaction solvent	Volume (cm ³)	Density (g ml ⁻¹)	Mass (g)	Work up chemical	Mass (g)	Workup solvent	Volume (cm3)	Density (g ml ⁻¹)	Mass (g)
Benzene	352,00	78,11	4,51	Zeolite beta	0,40			N ₂			3,39						
Propylene	208,00	42,08	4,94														
			#DIV/0!														
			#DIV/0!														
			#DIV/0!														
			#DIV/0!														
			#DIV/0!														
Total	560,00	120,19			0,40		0,00				3,39		0,00				0,00



	STEP	CUMULATIVE
Yield (%)	91,30	91,30
Conversion (%)	100,00	/
Selectivity (%)	91,30	/
AE (%)	99,92	99,92
RME (%)	88,23	88,23
PMI total (g·g ⁻¹)	1,14	1,14
PMI Reaction (g·g ⁻¹)	1,14	1,14
PMI Workup (g·g ⁻¹)	0,00	0,00
PMI RRC (g·g ⁻¹)	1,13	1,13

	Mass	MW	Mol
Product	4,94E+02	120,09	4,11E+00
reactant	mass		
	0,00		

Solvents (First Pass)

Preferred solvents	water, EtOH, nBuOH, AcOipr, AcONBu, PhOMe, MeOH, tBuOH, BnOH, ethylene glycol, acetone, MEK, MIBK, AcOEt, sulfolane	List solvents below
Problematic solvents: (acceptable only if substitution does not offer advantages)	DMSO, cyclohexanone, DMPU, AcOH, Ac2O, Acetonitrile, AcOMe, THF, heptane, Me-cyclohexane, toluene, xylene, MTBE, cyclohexane, chlorobenzene, formic acid, pyridine, Me-THF	
Hazardous solvents: These solvents have significant health and/or safety concerns.	dioxane, pentane, TEA, diisopropyl ether, DME, DCM, DMF, DMA, NMP, methoxyethanol, hexane	
Highly hazardous solvents: The solvents which are agreed not to be used, even in screening	Et ₂ O, Benzene, CCl ₄ , chloroform, DCE, nitromethane, CS ₂ , HMPA	

Experimental:

G. Spano, S. Ramello, G. Girotti, F. Rivetti, A. Carati Polimeri Europa S.p.A., Italy; Enitecnologie S.p.A., 2006, WO2006002805A1.

Example nr. 5: 0.4 g of beta zeolite prepared according to what is described in example 1, previously dried to 120°C for 16 hours, are charged into an electrically heated autoclave with an internal volume equal to 0.5 litres, equipped with a mechanical stirrer and with all the necessary devices for the feeding of the benzene and propylene reagents. The autoclave is closed, put under vacuum by suction with a pump connected externally, and 352 g of benzene are fed, then charged by suction. The autoclave is pressurized with nitrogen until a pressure of about 6 bar is reached and the heating is initiated to the programmed temperature of 150°C. When the temperature inside the autoclave has stably reached the pre-selected value, 26 g of propylene are rapidly fed, by means of a pressure tank, and the mixture is left to react for a time of exactly 1 hour, calculated starting from the end of the propylene feeding. At the end of the reaction, the product is discharged and analyzed by gas chromatography. The following products are present in the mixture at the end of the reaction: benzene, cumene, C₉ and C₁₀ isomers of propylene, diisopropyl benzenes, other diisopropyl benzene isomers (C₉-phenyl = aromatic products generally indicated with the formula C₉H₉), triisopropyl benzenes, other triisopropyl benzene isomers (C₉-phenyl = aromatic products generally indicated with the formula C₉H₉), polyalkylated products with a molecular weight higher than triisopropyl benzene (heavy polyalkylated products). The propylene conversion proves to be higher than 97 percent, the selectivity to mono-alkylated product (cumene) with respect to the converted propylene is equal to 91.3 percent and the selectivity to (cumene + diisopropyl benzenes + triisopropyl benzenes) with respect to the converted propylene is equal to 97.9 percent. The weight ratio, called R, between the sum of (diisopropyl benzenes + triisopropyl benzenes + C₉-phenyl + C₁₀-phenyl + heavy polyalkylated products) and the sum of (cumene + diisopropyl benzenes + triisopropyl benzenes + C₉-phenyl + C₁₀-phenyl + heavy polyalkylated products) proves to be equal to 0.052. This ratio R is a measurement of the total quantity of polyalkylated by-products alone with respect to the total products and alkylated by-products formed during the reaction.

Catalyst/enzyme (First Pass)

Catalyst or enzyme used, or reaction takes place without any	Green Flag	Tick
Use of stoichiometric quantities of reagents	Amber Flag	
Use of reagents in excess	Red Flag	

Facile recovery of catalyst/enzyme	Green Flag	Tick
catalyst/enzyme not recovered	Amber Flag	

Critical elements

Supply remaining	Flag colour	Note element
5-50 years	Red Flag	
50-500 years	Amber Flag	Al
+500 years	Green Flag	

<p>Remaining years until depletion of known reserves (based on current rate of extraction)</p> <p>50-100 years</p> <p>100-500 years</p>																	
H	He																
Li	Be	B	C	N	O	F	Ne										
Na	Mg	Al	Si	P	S	Cl	Ar	K	Ca	Sc	Ti	V	Cr	Mn	Fe	Co	Ni
K	Ca	Sc	Ti	V	Cr	Mn	Fe	Co	Ni	Cu	Zn	Ga	Ge	As	Se	Br	Kr
Rb	Sr	Y	Zr	Nb	Mo	Tc	Ru	Rh	Pd	Ag	Cd	Hg	Tl	Pb	Bi	Po	At
Cs	Ba	La	Ce	Pr	Nd	Pm	Sm	Eu	Gd	Tb	Dy	Ho	Er	Tm	Yb	Lu	
Fr	Ra	Ac	Th	Pa	U	Np	Pu	Am	Cm	Bk	Cf	Es	Fm	Md	No	Lr	

Energy (First Pass)

Reaction run between 0 to 70°C	Green Flag	Tick
Reaction run between -20 to 0 or 70 to 140°C	Amber Flag	
Reaction run below -20 or above 140°C	Red Flag	X

Batch/flow

Flow	Green Flag	Tick
Batch	Amber Flag	X

Reaction run at reflux	Red Flag	Tick
Reaction run 5°C or more below the solvent boiling point	Green Flag	

Work Up

quenching filtration centrifugation crystallisation	Green Flag	X
Low temperature distillation/evaporation/ sublimation (< 140 °C at atmospheric pressure) solvent exchange, quenching into aqueous solvent	Amber Flag	
chromatography/ion exchange high temperature multiple recrystallisation	Red Flag	

Health & safety

	Red Flag	Amber Flag	Green Flag	List substances and H-codes	List substances and H-codes	List substances and H-codes
Highly explosive	H200, H201, H202, H203	H205, H220, H224	If no red or amber flagged H codes present then green flag		Propylene: H220	
Explosive thermal runaway	H230, H240, H250	H241				
Toxic	H300, H310, H330	H301, H311, H331,				
Long Term toxicity	H340, H350, H360, H370, H372	H341, H351, H361, H371, H373		Benzene: H372, H340, H350		
Environmental implications	H400, H410, H411, H420	H401, H412				

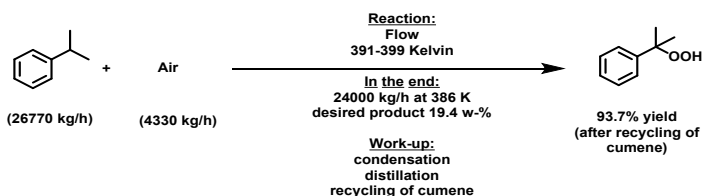
Use of chemicals of environmental concern

Chemical identified as Substances of Very High Concern by ChemSec which are utilised	Red Flag	List substances of very high concern
		Benzene

- Step 2

Yield, AE, RME, MI/PMI and OE

Reactant (Limiting Reactant First)	Mass (g)	MW	Mol	Catalyst	Mass (g)	Reagent	Mass (g)	Reaction solvent	Volume (cm ³)	Density (g ml ⁻¹)	Mass (g)	Work up chemical	Mass (g)	Workup solvent	Volume (cm3)	Density (g ml ⁻¹)	Mass (g)
Cumene	2,68E+07	120,09	2,23E+05					N ₂ from air			1,57E+07						
O ₂ from air	5,22E+06	31,99	1,63E+05														
Total	3,20E+07	152,08			0,00		0,00				1,57E+07		0,00				0,00



STEP	CUMULATIVE
Yield (%)	93,70
Conversion (%)	100,00
Selectivity (%)	93,70
AE (%)	100,00
RME (%)	99,30
PMI total (g·g ⁻¹)	1,50
PMI Reaction (g·g ⁻¹)	1,50
PMI Workup (g·g ⁻¹)	0,00
PMI RRC (g·g ⁻¹)	1,01

	Mass	MW	Mol
Product	3,18E+07	152,08	2,09E+05
reactant	mass		
	0,00		

Solvents (First Pass)

Preferred solvents	water, EtOH, nBuOH, AcOipr, AcOnBu, PhOMe, MeOH, tBuOH, BnOH, ethylene glycol, acetone, MEK, MIBK, AcOEt, sulfolane	List solvents below
Problematic solvents: (acceptable only if substitution does not offer advantages)	DMSO, cyclohexanone, DMPU, AcOH, Ac2O, Acetonitrile, AcOMe, THF, heptane, Me-cyclohexane, toluene, xylene, MTBE, cyclohexane, chlorobenzene, formic acid, pyridine, Me-THF	
Hazardous solvents: These solvents have significant health and/or safety concerns.	dioxane, pentane, TEA, diisopropyl ether, DME, DCM, DMF, DMA, NMP, methoxyethanol, hexane	
Highly hazardous solvents: The solvents which are agreed not to be used, even in screening	Et ₂ O, Benzene, CCl ₄ , chloroform, DCE, nitromethane, CS ₂ , HMPA	

Experimental:

H. Bartkowiak, B. Haase, R. Hofmann, H. J. Naumann, B. Raue VEB Leuna-Werke "Walter Ulbricht", Ger. Dem. Rep. 1988, DD258531A3.

Beispiel 1

Die Oxidation des Cumens zu Cumenhydroperoxid erfolgt in einem stehenden 62 m³ großen Reaktor, der durch Siebbodenelemente in vier Reaktionsabschnitte geteilt ist, deren Reaktionsvolumen von oben nach unten 21, 21, 13 und 7 m³ beinhalten. Dem Reaktor werden stündlich 26770 kg Cumene mit einer Temperatur von 388 K, das 1,8 Ma.-% Cumenhydroperoxid enthält, zugeführt. Unten werden 4330 kg/h Luft mit einer Temperatur von 288 K in den Reaktor eingeleitet. Oben verlassen den Reaktor 7100 kg/h Abgas, bestehend aus Stickstoff, Sauerstoff, Cumen und Cumenhydroperoxid mit einer Temperatur von 398 K. Mittels eines Kühlkreislaufes werden die Temperaturen in den einzelnen Reaktionsstufen zwischen 399 K oben und 391 K unten gehalten. Den Reaktor verlassen 24000 kg/h Oxidat mit einer Temperatur von 386 K und einem Gehalt an Cumenhydroperoxid von 19,4 Ma.-%. Das im Abgas enthaltene Cumen und Cumenhydroperoxid wird mittels Kühlwasser auskondensiert. Gleichfalls mittels Kühlwasser wird dem Kühlkreislauf die im Reaktor aufgenommene Wärme entzogen. Die Erwärmung des Cumens auf die Eintrittstemperatur von 388 K erfolgt zunächst in einem Wärmeaustauschapparat mittels des den Reaktor verlassenden Oxidats, wobei sich das Cumen von 303 K auf 349 K erwärmt und dann in einem weiteren Wärmeaustauscher mittels Heizdampf. Das Oxidat wird dabei innerhalb von 15 Minuten auf eine Temperatur von 346 K abgekühlt und gelangt danach in eine unterteilte, bei Drücken von 4 kPa und 1 kPa arbeitende Verdampferstufe, in der das Oxidat auf 89 Ma.-% Cumenhydroperoxid aufkonzentriert wird. Die Ausbeute an nutzbarem Cumenhydroperoxid beträgt bezüglich Cumene 93,7 Ma.-%. Der Verbrauch an Heizdampf zur Erzeugung des 89%igen Cumenhydroperoxids beträgt 4970 kg/h.

Catalyst/enzyme (First Pass)

	Green Flag	Amber Flag	Red Flag	Tick
Catalyst or enzyme used, or reaction takes place without any				X
Use of stoichiometric quantities of reagents				
Use of reagents in excess				

	Green Flag	Amber Flag	Tick
Facile recovery of catalyst/enzyme			
catalyst/enzyme not recovered			

Critical elements

Supply remaining	Flag colour	Note element
5-50 years	Red Flag	
50-500 years	Amber Flag	
+500 years	Green Flag	X

<p>Remaining years until depletion of known reserves (based on current rate of extraction)</p> <p>0-50 years</p> <p>50-100 years</p> <p>100-500 years</p>																	
H	He																
Li	Be	B	C	N	O	F	Ne										
Na	Mg	Al	Si	P	S	Cl	Ar										
K	Ca	Sc	Ti	V	Cr	Mn	Fe	Co	Ni	Cu	Zn	Ga	Ge	As	Se	Br	Kr
Rb	Sr	Y	Zr	Nb	Mo	Tc	Ru	Rh	Pd	Ag	Cd	In	Sn	Sb	Te	I	Xe
Cs	Ba	La	Hf	Ta	W	Re	Os	Ir	Pt	Au	Hg	Tl	Pb	Bi	Po	At	Rn
Fr	Ra	Ac	Th	Pa	U	Np	Pu	Am	Cm	Bk	Cf	Es	Fm	Md	No	Lr	
<p>Lanthanides *</p> <p>Actinides †</p>																	

Energy (First Pass)

		Tick
Reaction run between 0 to 70°C	Green Flag	
Reaction run between -20 to 0 or 70 to 140°C	Amber Flag	X
Reaction run below -20 or above 140°C	Red Flag	

Batch/flow

		Tick
Flow	Green Flag	X
Batch	Amber Flag	

		Tick
Reaction run at reflux	Red Flag	
Reaction run 5°C or more below the solvent boiling point	Green Flag	

Work Up

		List
quenching filtration centrifugation crystallisation Low temperature distillation/evaporation/ sublimation (< 140 °C at atmospheric pressure)	Green Flag	Distillation
solvent exchange, quenching into aqueous solvent	Amber Flag	
chromatography/ion exchange high temperature multiple recrystallisation	Red Flag	

Health & safety

	Red Flag	Amber Flag	Green Flag	List substances and H-codes	List substances and H-codes	List substances and H-codes
Highly explosive	H200, H201, H202, H203	H205, H220, H224	If no red or amber flagged H codes present then green flag			air
Explosive thermal runaway	H230, H240, H250	H241				
Toxic	H300, H310, H330	H301, H311, H331,				
Long Term toxicity	H340, H350, H360, H370, H372	H341, H351, H361, H371, H373				
Environmental implications	H400, H410, H411, H420	H401, H412		Cumene (H411)		

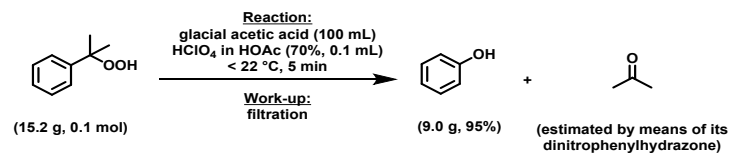
Use of chemicals of environmental concern

		List substances of very high concern
Chemical identified as Substances of Very High Concern by ChemSec which are utilised	Red Flag	

• Step 3

Yield, AE, RME, MI/PMI and OE

Reactant (Limiting Reactant First)	Mass (g)	MW	Mol	Catalyst	Mass (g)	Reagent	Mass (g)	Reaction solvent	Volume (cm ³)	Density (g ml ⁻¹)	Mass (g)	Work up chemical	Mass (g)	Workup solvent	Volume (cm ³)	Density (g ml ⁻¹)	Mass (g)
Cumene hydroperoxide	15,20	152,08	0,0999	HClO ₄	0,74			HOAc	100,00	1,05	104,92						
								HOAc	0,10	1,05	0,10						
Total	15,20	152,08			0,74		0,00				105,02		0,00				0,00



STEP	CUMULATIVE
Yield (%)	95,69
Conversion (%)	100,00
Selectivity (%)	95,69
AE (%)	61,88
RME (%)	59,21
PMI total (g·g ⁻¹)	13,44
PMI Reaction (g·g ⁻¹)	13,44
PMI Workup (g·g ⁻¹)	0,00
PMI RRC (g·g ⁻¹)	1,77

	Mass	MW	Mol
Product	9,00	94,11	0,0956
reactant	mass	0,00	

Solvents (First Pass)

Preferred solvents	water, EtOH, nBuOH, AcOipr, AcOnBu, PhOMe, MeOH, tBuOH, BnOH, ethylene glycol, acetone, MEK, MIBK, AcOEt, sulfolane	List solvents below
Problematic solvents: (acceptable only if substitution does not offer advantages)	DMSO, cyclohexanone, DMPU, AcOH, Ac2O, Acetonitrile, AcOMe, THF, heptane, Me-cyclohexane, toluene, xylene, MTBE, cyclohexane, chlorobenzene, formic acid, pyridine, Me-THF	HOAc
Hazardous solvents: These solvents have significant health and/or safety concerns.	dioxane, pentane, TEA, diisopropyl ether, DME, DCM, DMF, DMA, NMP, methoxyethanol, hexane	
Highly hazardous solvents: The solvents which are agreed not to be used, even in screening	Et ₂ O, Benzene, CCl ₄ , chloroform, DCE, nitromethane, CS ₂ , HMPA	

Experimental:

M. S. Kharasch, A. Fono, W. Nudenberg *J. Org. Chem.* **1950**, *15*, 748.

Decomposition of α-cumyl hydroperoxide in the presence of acetic acid and catalytic quantities of perchloric acid. α-Cumyl hydroperoxide (15.2 g., 0.1 mole), dissolved in 100 cc. of glacial acetic acid was treated with 0.1 cc. of a 5% solution of 70% perchloric acid in acetic acid. The temperature of the reaction mixture was kept below 22°. The peroxide titre of the mixture fell to zero after 5 minutes. Phenol (9 g., 95% yield) was isolated in crystalline form. Acetone was identified and estimated by means of its dinitrophenylhydrazone. An unidentified neutral oil (amounting to less than 3% of the starting material) was also obtained.

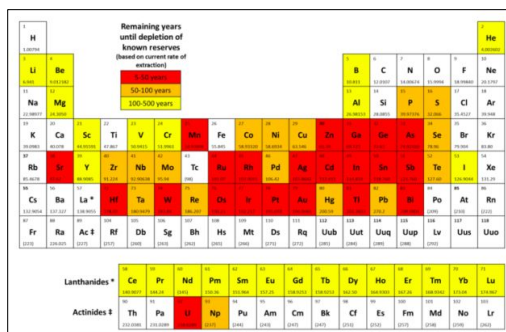
Catalyst/enzyme (First Pass)

	Tick
Catalyst or enzyme used, or reaction takes place without any catalyst/reagents.	Green Flag X
Use of stoichiometric quantities of reagents	Amber Flag
Use of reagents in excess	Red Flag

	Tick
Facile recovery of catalyst/enzyme	Green Flag
catalyst/enzyme not recovered	Amber Flag X

Critical elements

Supply remaining	Flag colour	Note element
5-50 years	Red Flag	
50-500 years	Amber Flag	
+500 years	Green Flag	X



Energy (First Pass)

	Tick
Reaction run between 0 to 70°C	Green Flag X
Reaction run between -20 to 0 or 70 to 140°C	Amber Flag
Reaction run below -20 or above 140°C	Red Flag

Batch/flow

	Tick
Flow	Green Flag
Batch	Amber Flag X

	Tick
Reaction run at reflux	Red Flag
Reaction run 5°C or more below the solvent boiling point	Green Flag X

Work Up

	List
quenching filtration centrifugation crystallisation Low temperature distillation/evaporation/ sublimation (< 140 °C at atmospheric pressure) solvent exchange, quenching into aqueous solvent	Green Flag Filtration
chromatography/ion exchange high temperature multiple recrystallisation	Amber Flag Red Flag

Health & safety

	Red Flag	Amber Flag	Green Flag	List substances and H-codes	List substances and H-codes	List substances and H-codes
Highly explosive	H200, H201, H202, H203	H205, H220, H224	If no red or amber flagged H codes present then green flag			HClO ₄ HOAc
Explosive thermal runaway	H230, H240, H250	H241				
Toxic	H300, H310, H330	H301, H311, H331,				
Long Term toxicity	H340, H350, H360, H370, H372	H341, H351, H361, H371, H373				
Environmental implications	H400, H410, H411, H420	H401, H412				

Use of chemicals of environmental concern

	Red Flag	List substances of very high concern
Chemical identified as Substances of Very High Concern by ChemSec which are utilised		

Critical elements

Supply remaining	Flag colour	Note element
5-50 years	Red Flag	
50-500 years	Amber Flag	S
+500 years	Green Flag	

Remaining years until depletion of known reserves (based on current rate of extraction)

5-50 years

50-100 years

100-500 years

Lanthanides *

Actinides *

Energy (First Pass)

Reaction run between 0 to 70°C	Green Flag	Tick
Reaction run between -20 to 0 or 70 to 140°C	Amber Flag	X
Reaction run below -20 or above 140°C	Red Flag	

Batch/flow

Flow	Green Flag	Tick
Batch	Amber Flag	X

Reaction run at reflux	Red Flag	Tick
Reaction run 5°C or more below the solvent boiling point	Green Flag	

Work Up

quenching filtration centrifugation crystallisation Low temperature distillation/evaporation/ sublimation (< 140 °C at atmospheric pressure) solvent exchange, quenching into aqueous solvent chromatography/ion exchange high temperature multiple recrystallisation	Green Flag	List
	Amber Flag	
	Red Flag	

Health & safety

	Red Flag	Amber Flag	Green Flag	List substances and H-codes	List substances and H-codes	List substances and H-codes
Highly explosive	H200, H201, H202, H203	H205, H220, H224	If no red or amber flagged H codes present then green flag			
Explosive thermal runaway	H230, H240, H250	H241				
Toxic	H300, H310, H330	H301, H311, H331				
Long Term toxicity	H340, H350, H360, H370, H372	H341, H351, H361, H371, H373				
Environmental implications	H400, H410, H411, H420	H401, H412				

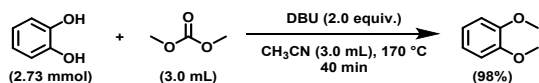
Use of chemicals of environmental concern

Chemical identified as Substances of Very High Concern by ChemSec which are utilised	Red Flag	List substances of very high concern
--------------------------------------------------------------------------------------	----------	--------------------------------------

• Step 5

Yield, AE, RME, MI/PMI and OE

Reactant (Limiting Reactant First)	Mass (g)	MW	Mol	Catalyst	Mass (g)	Reagent	Mass (g)	Reaction solvent	Volume (cm ³)	Density (g ml ⁻¹)	Mass (g)	Work up chemical	Mass (g)	Workup solvent	Volume (cm ³)	Density (g ml ⁻¹)	Mass (g)
Catechol	0,30	110,00	0,0027			DBU	0,83	CH ₃ CN	3,00	0,79	2,36	HCl	0,27	H ₂ O (HCl)	7,50	1,00	7,50
Dimethyl carbonate (DMC)	0,49	90,10	0,0055					DMC	2,54	1,07	2,72	MgCl ₂ ·6H ₂ O	11,74	H ₂ O (MgCl ₂ ·6H ₂ O)	7,50	1,00	7,50
												Na ₂ SO ₄	2,73	EtOAc	20,00	0,90	18,04
Total	0,79	200,10			0,00		0,83				5,08		14,74				33,04



	STEP	CUMULATIVE
Yield (%)	97,66	43,13
Conversion (%)	100,00	/
Selectivity (%)	97,66	/
AE (%)	69,05	50,04
RME (%)	46,50	23,48
PMI total (g·g ⁻¹)	148,04	166,81
PMI Reaction (g·g ⁻¹)	18,20	36,97
PMI Workup (g·g ⁻¹)	129,84	129,84
PMI RRC (g·g ⁻¹)	4,41	6,69

	Mass	MW	Mol
Product	0,37	138,16	0,0027
reactant	mass	0,00	

Solvents (First Pass)

	List solvents below
Preferred solvents	water, EtOH, nBuOH, AcOipr, AcOnBu, PhOMe, MeOH, tBuOH, BnOH, ethylene glycol, acetone, MEK, MIBK, AcOEt, sulfolane
Problematic solvents: (acceptable only if substitution does not offer advantages)	DMSO, cyclohexanone, DMPU, AcOH, Ac2O, Acetonitrile, AcOMe, THF, heptane, Me-cyclohexane, toluene, xylene, MTBE, cyclohexane, chlorobenzene, formic acid, pyridine, Me-THF
Hazardous solvents: These solvents have significant health and/or safety concerns.	dioxane, pentane, TEA, diisopropyl ether, DME, DCM, DMF, DMA, NMP, methoxyethanol, hexane
Highly hazardous solvents: The solvents which are agreed not to be used, even in screening	Et ₂ O, Benzene, CCl ₄ , chloroform, DCE, nitromethane, CS ₂ , HMPA

Experimental:

M. Y. Lui, K. S. Lokare, E. Hemming, J. N. G. Stanley, A. Perosa, M. Selva, A. F. Masters, T. Maschmeyer *RSC Adv.* **2016**, *6*, 58443.

A solution of catechol (2.73 mmol), a catalytic amount of DBU (1 equiv. per OH), DMC (3 mL) and MeCN (3 mL) was heated in a 30 mL air tight glass vessel in an Anton Paar Monowave 300 microwave synthesis reactor at 170 °C with a stirring rate of 600 rpm. After 40 minutes, the reaction vial was removed from the microwave reactor and cooled to room temperature. The mixture was concentrated at 40 °C and 98 mbar, and mesitylene (200 µL) added as an external standard. The mixture was then combined with 1M HCl (7.5 mL) and magnesium chloride hexahydrate (7.7 M, 7.5 mL). The organic layer was subsequently extracted with ethyl acetate (10 × 2 mL), dried over anhydrous sodium sulfate and filtered. The sample was then analyzed by ¹H NMR, GC-FID and GC-MS. Veratrole was obtained in 97.6% yield, no guaicol, 100% conversion of catechol.

Catalyst/enzyme (First Pass)

	Green Flag	Tick
Catalyst or enzyme used, or reaction takes place without any catalyst/reagents.	Green Flag	
Use of stoichiometric quantities of reagents	Amber Flag	X
Use of reagents in excess	Red Flag	

	Green Flag	Tick
Facile recovery of catalyst/enzyme	Green Flag	
catalyst/enzyme not recovered	Amber Flag	X

Critical elements

Supply remaining	Flag colour	Note element
5-50 years	Red Flag	
50-500 years	Amber Flag	
+500 years	Green Flag	

Remaining years until depletion of known reserves (based on current rate of extraction)

50-100 years

100-500 years

500+ years

Energy (First Pass)

		Tick
Reaction run between 0 to 70°C	Green Flag	
Reaction run between -20 to 0 or 70 to 140°C	Amber Flag	
Reaction run below -20 or above 140°C	Red Flag	X

Batch/flow

		Tick
Flow	Green Flag	
Batch	Amber Flag	X

		Tick
Reaction run at reflux	Red Flag	X
Reaction run 5°C or more below the solvent boiling point	Green Flag	

Work Up

		List
quenching filtration centrifugation crystallisation Low temperature distillation/evaporation/ sublimation (< 140 °C at atmospheric pressure) solvent exchange, quenching into aqueous solvent	Green Flag	Quenching Filtration
chromatography/ion exchange high temperature multiple recrystallisation	Amber Flag	Extraction
	Red Flag	

Health & safety

	Red Flag	Amber Flag	Green Flag	List substances and H-codes	List substances and H-codes	List substances and H-codes
Highly explosive	H200, H201, H202, H203	H205, H220, H224	If no red or amber flagged H codes present then green flag			
Explosive thermal runaway	H230, H240, H250	H241				
Toxic	H300, H310, H330	H301, H311, H331,			DBU: H301	Catechol Dimethylcarbonate Acetonitril HCl MgCl ₂ ·6H ₂ O Na ₂ SO ₄ H ₂ O EtOAc
Long Term toxicity	H340, H350, H360, H370, H372	H341, H351, H361, H371, H373				
Environmental implications	H400, H410, H411, H420	H401, H412				

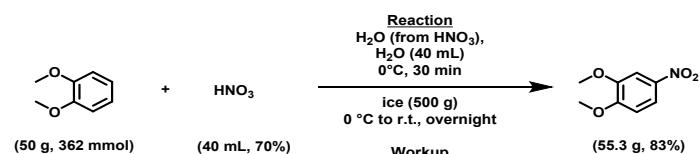
Use of chemicals of environmental concern

		List substances of very high concern
Chemical identified as Substances of Very High Concern by ChemSec which are utilised	Red Flag	

• Step 6

Yield, AE, RME, MI/PMI and OE

Reactant (Limiting Reactant First)	Mass (g)	MW	Mol	Catalyst	Mass (g)	Reagent	Mass (g)	Reaction solvent	Volume (cm ³)	Density (g ml ⁻¹)	Mass (g)	Work up chemical	Mass (g)	Workup solvent	Volume (cm ³)	Density (g ml ⁻¹)	Mass (g)
Veratrole	50,00	138,07	0,3621					H ₂ O	16,80	1,00	16,80	Charcoal	724,27	EtOH	600,00	0,79	473,40
HNO ₃	39,20	63,01	0,6221					H ₂ O	40,00	1,00	40,00			H ₂ O	200,00	1,00	200,00
														Et ₂ O	50,00	0,71	35,65
														ice	500,00	1,00	500,00
Total	89,20	201,08			0,00		0,00				56,80		724,27				1209,05



Workup
 EtOH (600 mL)
 H₂O (200 mL)
 Charcoal, filtration
 Et₂O (50 mL)

Solvents (First Pass)

Preferred solvents	water, EtOH, nBuOH, AcOipr, AcOnBu, PhOMe, MeOH, tBuOH, BnOH, ethylene glycol, acetone, MEK, MIBK, AcOEt, sulfolane	List solvents below
Problematic solvents: (acceptable only if substitution does not offer advantages)	DMSO, cyclohexanone, DMPU, AcOH, Ac ₂ O, Acetonitrile, AcOMe, THF, heptane, Me-cyclohexane, toluene, xylene, MTBE, cyclohexane, chlorobenzene, formic acid, pyridine, Me-THF	H ₂ O EtOH
Hazardous solvents: These solvents have significant health and/or safety concerns.	dioxane, pentane, TEA, diisopropyl ether, DME, DCM, DMF, DMA, NMP, methoxyethanol, hexane	
Highly hazardous solvents: The solvents which are agreed not to be used, even in screening	Et ₂ O, Benzene, CCl ₄ , chloroform, DCE, nitromethane, CS ₂ , HMPA	Et ₂ O

Catalyst/enzyme (First Pass)

		Tick
Catalyst or enzyme used, or reaction takes place without any catalyst/reagents.	Green Flag	X
Use of stoichiometric quantities of reagents	Amber Flag	
Use of reagents in excess	Red Flag	

STEP CUMULATIVE

Yield (%)	83,42	35,98
Conversion (%)	100,00	/
Selectivity (%)	83,42	/
AE (%)	91,03	54,00
RME (%)	62,00	21,93
PMI total (g·g ⁻¹)	37,60	187,52
PMI Reaction (g·g ⁻¹)	2,64	35,16
PMI Workup (g·g ⁻¹)	34,96	152,36
PMI RRC (g·g ⁻¹)	1,61	6,76

	Mass	MW	Mol
Product	55,30	183,05	0,3021
reactant	mass		
	0,00		

Experimental:

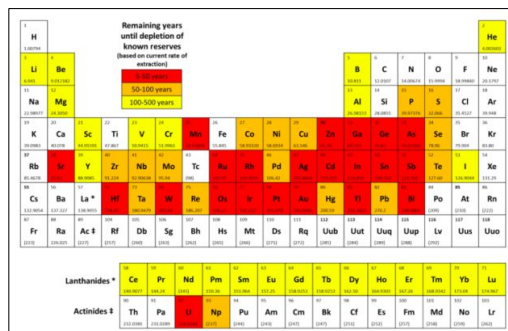
J. G. Stuart, S. Khora, J. D. McKenney, R. N. Castle *J. Heterocycl. Chem.* **1987**, *24*, 1589.

The title compound was prepared according to the procedure described by Cardwell and Robinson [14]. Veratrole (50 g, 362 mmoles) was added dropwise to a stirred solution of nitric acid (40 ml, d 1.40) and water (40 ml) at ice bath temperatures. After the addition was complete, the ice bath was removed and the mixture manually stirred periodically over 30 minutes then transferred to crushed ice (ca 500 g). After standing at room temperature overnight, the yellow precipitate was collected by filtration. This solid was dissolved in hot ethanol (ca 600 ml), diluted with water (200 ml), treated with charcoal then allowed to cool and stand at room temperature for 12 hours. The precipitate was collected by filtration, washed with anhydrous ether (50 ml) then dried to give 55.3 g (83%) of **10** as thick yellow irregular plates, mp 95-97° (lit [15] mp 97.5°);

		Tick
Facile recovery of catalyst/enzyme	Green Flag	
catalyst/enzyme not recovered	Amber Flag	

Critical elements

Supply remaining	Flag colour	Note element
5-50 years	Red Flag	
50-500 years	Amber Flag	
+500 years	Green Flag	X



Energy (First Pass)

		Tick
Reaction run between 0 to 70°C	Green Flag	X
Reaction run between -20 to 0 or 70 to 140°C	Amber Flag	
Reaction run below -20 or above 140°C	Red Flag	

		Tick
Reaction run at reflux	Red Flag	
Reaction run 5°C or more below the solvent boiling point	Green Flag	X

Batch/flow

		Tick
Flow	Green Flag	
Batch	Amber Flag	X

Work Up

		List
quenching filtration centrifugation crystallisation Low temperature distillation/evaporation/ sublimation (< 140 °C at atmospheric pressure)	Green Flag	filtration washing
solvent exchange, quenching into aqueous solvent	Amber Flag	
chromatography/ion exchange high temperature multiple recrystallisation	Red Flag	

Health & safety

	Red Flag	Amber Flag	Green Flag	List substances and H-codes	List substances and H-codes	List substances and H-codes
Highly explosive	H200, H201, H202, H203	H205, H220, H224	If no red or amber flagged H codes present then green flag		Et ₂ O: H224	veratrole 4-nitroveratrole EtOH
Explosive thermal runaway	H230, H240, H250	H241				
Toxic	H300, H310, H330	H301, H311, H331,			HNO ₃ : H331	
Long Term toxicity	H340, H350, H360, H370, H372	H341, H351, H361, H371, H373				
Environmental implications	H400, H410, H411, H420	H401, H412				

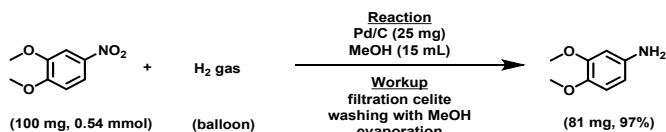
Use of chemicals of environmental concern

		List substances of very high concern
Chemical identified as Substances of Very High Concern by ChemSec which are utilised	Red Flag	

• Step 7

Yield, AE, RME, MI/PMI and OE

Reactant (Limiting Reactant First)	Mass (g)	MW	Mol	Catalyst	Mass (g)	Reagent	Mass (g)	Reaction solvent	Volume (cm ³)	Density (g ml ⁻¹)	Mass (g)	Work up chemical	Mass (g)	Workup solvent	Volume (cm ³)	Density (g ml ⁻¹)	Mass (g)
4-nitroveratrole	0,10	183,050	0,0005	Pd/C	0,025			MeOH	15,00	0,79	11,88	Celite	1,09	MeOH	2,73	0,79	2,16
H ₂ gas	0,33	2,020	0,1635														
Total	0,43	185,07			0,03		0,00				11,88		1,09				2,16



	STEP	CUMULATIVE
Yield (%)	97,55	35,09
Conversion (%)	100,00	/
Selectivity (%)	97,55	/
AE (%)	82,13	44,58
RME (%)	18,83	10,30
PMI total (g·g ⁻¹)	192,48	422,76
PMI Reaction (g·g ⁻¹)	152,29	194,46
PMI Workup (g·g ⁻¹)	40,20	228,29
PMI RRC (g·g ⁻¹)	5,62	12,73

	Mass	MW	Mol
Product	0,08	152,00	0,0005
reactant	mass		
	0,00		

Solvents (First Pass)

Preferred solvents	water, EtOH, nBuOH, AcOipr, AcOnBu, PhOMe, MeOH, tBuOH, BnOH, ethylene glycol, acetone, MEK, MIBK, AcOEt, sulfolane	List solvents below
Problematic solvents: (acceptable only if substitution does not offer advantages)	DMSO, cyclohexanone, DMPU, AcOH, Ac2O, Acetonitrile, AcOME, THF, heptane, Me-cyclohexane, toluene, xylene, MTBE, cyclohexane, chlorobenzene, formic acid, pyridine, Me-THF	MeOH
Hazardous solvents: These solvents have significant health and/or safety concerns.	dioxane, pentane, TEA, diisopropyl ether, DME, DCM, DMF, DMA, NMP, methoxyethanol, hexane	
Highly hazardous solvents: The solvents which are agreed not to be used, even in screening	Et ₂ O, Benzene, CCl ₄ , chloroform, DCE, nitromethane, CS ₂ , HMPA	

Experimental:

L. D. Arnold, K. W. Foreman, D. S. Werner *Coferon, Inc., USA* . 2013, WO2013033270A2.

[00579] A solution of 3,4-dimethoxy nitrobenzene (100 mg, 0.54 mmol) in methanol (15 mL) was charged with 10% Pd/C (25 mg) under inert atmosphere then charged with H₂ gas at atmospheric pressure (balloon pressure) for 3 h. The reaction mixture was filtered through a pad of *celite* and the pad was washed with methanol and the filtrate was concentrated *in vacuo* to afford 3,4-dimethoxy aniline (81 mg, Yield: 97%).

Catalyst/enzyme (First Pass)

	Green Flag	Amber Flag	Red Flag	Tick
Catalyst or enzyme used, or reaction takes place without any				X
Use of stoichiometric quantities of reagents				
Use of reagents in excess				

	Green Flag	Amber Flag	Red Flag	Tick
Facile recovery of catalyst/enzyme				
catalyst/enzyme not recovered				X

Critical elements

Supply remaining	Flag colour	Note element
5-50 years	Red Flag	Pd
50-500 years	Amber Flag	
+500 years	Green Flag	

Remaining years until depletion of known reserves (based on current rate of extraction)																		He													
H																			He												
Li	Be																	B	C	N	O	F	Ne								
Na	Mg																	Al	Si	P	S	Cl	Ar								
K	Ca	Sc	Ti	V	Cr	Mn	Fe	Co	Ni	Cu	Zn	Ga	Ge	As	Se	Br	Kr														
Rb	Sr	Y	Zr	Nb	Mo	Tc	Ru	Rh	Pd	Ag	Cd	In	Sn	Sb	Te	I	Xe														
Cs	Ba	La	Hf	Ta	W	Re	Os	Ir	Pt	Au	Hg	Tl	Pb	Bi	Po	At	Rn														
Fr	Ra	Ac	Rf	Db	Sg	Bh	Hs	Mt	Du	Rg	Uub	Uut	Uuq	Uup	Uuh	Uus	Uuo														
Lanthanides *																															
Ce																		Pr	Nd	Pm	Sm	Eu	Gd	Tb	Dy	Ho	Er	Tm	Yb	Lu	
Actinides *																		Th	Pa	U	Np	Pu	Am	Cm	Bk	Cf	Es	Fm	Md	No	Lr

Energy (First Pass)

		Tick
Reaction run between 0 to 70°C	Green Flag	X
Reaction run between -20 to 0 or 70 to 140°C	Amber Flag	
Reaction run below -20 or above 140°C	Red Flag	

Batch/flow

		Tick
Flow	Green Flag	
Batch	Amber Flag	X

		Tick
Reaction run at reflux	Red Flag	
Reaction run 5°C or more below the solvent boiling point	Green Flag	X

Work Up

		List
quenching filtration centrifugation crystallisation Low temperature distillation/evaporation/ sublimation (< 140 °C at atmospheric pressure)	Green Flag	filtration
solvent exchange, quenching into aqueous solvent	Amber Flag	
chromatography/ion exchange high temperature multiple recrystallisation	Red Flag	

Health & safety

	List substances and H-codes	List substances and H-codes	List substances and H-codes
Highly explosive	H200, H201, H202, H203	H205, H220, H224	
Explosive thermal runaway	H230, H240, H250	H241	
Toxic	H300, H310, H330	H301, H311, H331	
Long Term toxicity	H340, H350, H360, H370, H372	H341, H351, H361, H371, H373	
Environmental implications	H400, H410, H411, H420	H401, H412	

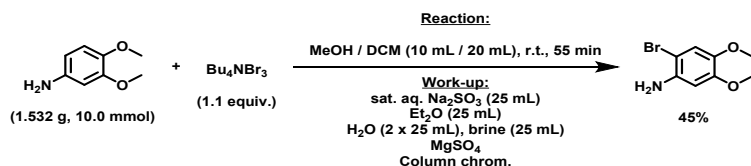
Use of chemicals of environmental concern

	List substances of very high concern
Chemical identified as Substances of Very High Concern by ChemSec which are utilised	Red Flag

• Step 8

Yield, AE, RME, MI/PMI and OE

Reactant (Limiting Reactant First)	Mass (g)	MW	Mol	Catalyst	Mass (g)	Reagent	Mass (g)	Reaction solvent	Volume (cm ³)	Density (g ml ⁻¹)	Mass (g)	Work up chemical	Mass (g)	Workup solvent	Volume (cm ³)	Density (g ml ⁻¹)	Mass (g)
3,4-dimethoxyaniline	1,53	153,00	0,0100					MeOH	10,00	0,79	7,92	Na ₂ SO ₃	5,50	H ₂ O (Na ₂ SO ₃)	25,00	1,00	25,00
Bu ₄ NBr ₃	5,55	482,18	0,0115					CH ₂ Cl ₂	20,00	1,33	26,60	NaCl	9,00	H ₂ O	50,00	1,00	50,00
												MgSO ₄	10,01	H ₂ O (brine)	25,00	1,00	25,00
												SiO ₂	80,10	Heptane	675,00	0,68	461,70
												SiO ₂ plug	2,00	EtOAc	75,00	0,90	67,65
														Et ₂ O	25,00	0,71	17,83
Total	7,08	635,18			0,00		0,00				34,52		106,62				647,18



STEP	CUMULATIVE
Yield (%)	44,90
Conversion (%)	100,00
Selectivity (%)	44,90
AE (%)	36,21
RME (%)	14,60
PMI total (g·g ⁻¹)	769,24
PMI Reaction (g·g ⁻¹)	40,23
PMI Workup (g·g ⁻¹)	729,01
PMI RRC (g·g ⁻¹)	6,85

Product	Mass	MW	Mol
	1,03	230,00	0,0045
reactant	0,00		

Solvents (First Pass)

Preferred solvents	water, EtOH, nBuOH, AcOipr, AcOnBu, PhOMe, MeOH, tBuOH, BnOH, ethylene glycol, acetone, MEK, MIBK, AcOEt, sulfolane	List solvents below
Problematic solvents: (acceptable only if substitution does not offer advantages)	DMSO, cyclohexanone, DMPU, AcOH, Ac ₂ O, Acetonitrile, AcOMe, THF, heptane, Me-cyclohexane, toluene, xylene, MTBE, cyclohexane, chlorobenzene, formic acid, pyridine, Me-THF	Heptane
Hazardous solvents: These solvents have significant health and/or safety concerns.	dioxane, pentane, TEA, diisopropyl ether, DME, DCM, DMF, DMA, NMP, methoxyethanol, hexane	CH ₂ Cl ₂
Highly hazardous solvents: The solvents which are agreed not to be used, even in screening	Et ₂ O, Benzene, CCl ₄ , chloroform, DCE, nitromethane, CS ₂ , HMPA	Et ₂ O

Experimental:

P. Mampuy, H. Neumann, S. Sergeyev, R. V. A. Orru, H. Jiao, A. Spannenberg, B. U. W. Maes, M. Beller *ACS Catal.* **2017**, 7, 5549.

In a roundbottom flask was added 3,4-dimethoxyaniline (1.532 g, 10.0 mmol, 1.0 equiv), MeOH (10 mL) and CH₂Cl₂ (20 mL) and the solution was stirred at room temperature. Tetrabutylammonium tribromide (5.550 g, 11.5 mmol, 1.1 equiv) was added in one portion, causing the reaction mixture to turn purple. The resulting mixture was allowed to stir for 55 minutes before it was poured into a separatory funnel containing saturated aqueous Na₂SO₃ (25 mL) and diethyl ether (25 mL). The organic layer was collected, washed with water (2 x 25 mL) and brine (25 mL) and dried over anhydrous MgSO₄. After filtration through a short plug of silica, the solvents were removed in vacuo and the product was purified by an automated flash chromatography system using silica cartridges and a heptane / EtOAc gradient (from 100% heptane to 20% ethyl acetate in 30 minutes, 25 mL/min). 2-Bromo-4,5-dimethoxyaniline was obtained in 45% (1.034 g) yield.

Catalyst/enzyme (First Pass)

Catalyst or enzyme used, or reaction takes place without any catalyst/reagents.	Green Flag	Tick
Use of stoichiometric quantities of reagents	Amber Flag	
Use of reagents in excess	Red Flag	

Facile recovery of catalyst/enzyme	Green Flag	Tick
catalyst/enzyme not recovered	Amber Flag	X

Critical elements

Supply remaining	Flag colour	Note element
5-50 years	Red Flag	
50-500 years	Amber Flag	
+500 years	Green Flag	X

Remaining years until depletion of known reserves (based on current rate of extraction)

50-500 years (Red)

100-500 years (Amber)

>500 years (Green)

Energy (First Pass)

		Tick
Reaction run between 0 to 70°C	Green Flag	X
Reaction run between -20 to 0 or 70 to 140°C	Amber Flag	
Reaction run below -20 or above 140°C	Red Flag	

Batch/flow

		Tick
Flow	Green Flag	
Batch	Amber Flag	X

		Tick
Reaction run at reflux	Red Flag	
Reaction run 5°C or more below the solvent boiling point	Green Flag	X

Work Up

		List
quenching filtration centrifugation crystallisation Low temperature distillation/evaporation/ sublimation (< 140 °C at atmospheric pressure) solvent exchange, quenching into aqueous solvent	Green Flag	filtration
chromatography/ion exchange high temperature multiple recrystallisation	Amber Flag	extraction
	Red Flag	column chrom

Health & safety

	Red Flag	Amber Flag	Green Flag	List substances and H-codes	List substances and H-codes	List substances and H-codes
Highly explosive	H200, H201, H202, H203	H205, H220, H224	If no red or amber flagged H codes present then green flag		Et ₂ O: H224	
Explosive thermal runaway	H230, H240, H250	H241				4-nitroveratrole Bu ₄ NBr ₃ Na ₂ SO ₃ MgSO ₄ SiO ₂ EtOAc
Toxic	H300, H310, H330	H301, H311, H331			Methanol: H301, H311, H331	
Long Term toxicity	H340, H350, H360, H370, H372	H341, H351, H361, H371, H373		Methanol: H370	CH ₂ Cl ₂ : H351, H373	
Environmental implications	H400, H410, H411, H420	H401, H412		Heptane: H400		

Use of chemicals of environmental concern

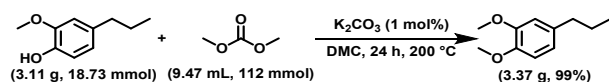
		List substances of very high concern
Chemical identified as Substances of Very High Concern by ChemSec which are utilised	Red Flag	

22.3 New synthesis of 3,4-dimethoxyaniline (5a)

• Step 1

Yield, AE, RME, MI/PMI and OE

Reactant (Limiting Reactant First)	Mass (g)	MW	Mol	Catalyst	Mass (g)	Reagent	Mass (g)	Reaction solvent	Volume (cm ³)	Density (g ml ⁻¹)	Mass (g)	Work up chemical	Mass (g)	Workup solvent	Volume (cm ³)	Density (g ml ⁻¹)	Mass (g)
4-Propylguaiacol	3,11	166,00	0,0187	K ₂ CO ₃	0,026			DMC	7,89	1,07	8,45			EtOAc	10,00	0,90	9,02
Dimethylcarbonate (DMC)	1,69	90,08	0,0187														
Total	4,80	256,08			0,03		0,00				8,45		0,00				9,02



	STEP	CUMULATIVE
Yield (%)	99,93	99,93
Conversion (%)	100,00	100,00
Selectivity (%)	99,93	99,93
AE (%)	70,29	70,29
RME (%)	70,24	70,24
PMI total (g·g ⁻¹)	6,61	6,61
PMI Reaction (g·g ⁻¹)	3,94	3,94
PMI Workup (g·g ⁻¹)	2,68	2,68
PMI RRC (g·g ⁻¹)	1,43	1,43

	Mass	MW	Mol
Product	3,37	180,00	0,01872
reactant	0,00		

Solvents (First Pass)

Preferred solvents	water, EtOH, nBuOH, AcOipr, AcOnBu, PhOMe, MeOH, tBuOH, BnOH, ethylene glycol, acetone, MEK, MIBK, AcOEt, sulfolane	List solvents below
Problematic solvents: (acceptable only if substitution does not offer advantages)	DMSO, cyclohexanone, DMPU, AcOH, Ac ₂ O, Acetonitrile, AcOMe, THF, heptane, Me-cyclohexane, toluene, xylene, MTBE, cyclohexane, chlorobenzene, formic acid, pyridine, Me-THF	Dimethyl carbonate EtOAc
Hazardous solvents: These solvents have significant health and/or safety concerns.	dioxane, pentane, TEA, diisopropyl ether, DME, DCM, DMF, DMA, NMP, methoxyethanol, hexane	
Highly hazardous solvents: The solvents which are agreed not to be used, even in screening	Et ₂ O, Benzene, CCl ₄ , chloroform, DCE, nitromethane, CS ₂ , HMPA	

Experimental: [MS-538]

A 100 mL pressure tube, equipped with a magnetic stirring bar, was charged with potassium carbonate (26 mg, 0.187 mmol, 0.01 eq.), 2-methoxy-4-propylphenol (**1a**, 3.11 g, 3.00 mL, 18.7 mmol, 1 eq.) and dimethyl carbonate (10.13 g, 112 mmol, 6.0 eq.) (9.47 mL). The flask was sealed and the reaction mixture was heated at 200 °C for 24 h and cooled down to room temperature. The contents of the pressure tube was transferred with EtOAc (5 mL), filtered through cotton-wool into the round-bottom flask and the precipitate was washed with EtOAc (5 mL). The solvent was evaporated in order to afford 1,2-dimethoxy-4-propylbenzene (**2a**) as a pale yellow oil (3.39 g, 18.81 mmol, >99%).

Catalyst/enzyme (First Pass)

	Tick
Catalyst or enzyme used, or reaction takes place without any catalyst/reagents.	Green Flag X
Use of stoichiometric quantities of reagents	Amber Flag
Use of reagents in excess	Red Flag

	Tick
Facile recovery of catalyst/enzyme	Green Flag
catalyst/enzyme not recovered	Amber Flag X

Critical elements

Supply remaining	Flag colour	Note element
5-50 years	Red Flag	
50-500 years	Amber Flag	
+500 years	Green Flag	X

Remaining years until depletion of known reserves (based on current rate of extraction)

Less than 100 years

100-500 years

More than 500 years

Energy (First Pass)

		Tick
Reaction run between 0 to 70°C	Green Flag	
Reaction run between -20 to 0 or 70 to 140°C	Amber Flag	
Reaction run below -20 or above 140°C	Red Flag	X

Batch/flow

		Tick
Flow	Green Flag	
Batch	Amber Flag	X

		Tick
Reaction run at reflux	Red Flag	X
Reaction run 5°C or more below the solvent boiling point	Green Flag	

Work Up

		List
quenching filtration centrifugation crystallisation Low temperature distillation/evaporation/ sublimation (< 140 °C at atmospheric pressure) solvent exchange, quenching into aqueous solvent	Green Flag	Filtration
chromatography/ion exchange high temperature multiple recrystallisation	Red Flag	

Health & safety

	Red Flag	Amber Flag	Green Flag	List substances and H-codes	List substances and H-codes	List substances and H-codes
Highly explosive	H200, H201, H202, H203	H205, H220, H224				
Explosive thermal runaway	H230, H240, H250	H241	If no red or amber flagged H codes present then green flag			
Toxic	H300, H310, H330	H301, H311, H331,			4-propylguaicol: H311	
Long Term toxicity	H340, H350, H360, H370, H372	H341, H351, H361, H371, H373				
Environmental implications	H400, H410, H411, H420	H401, H412				

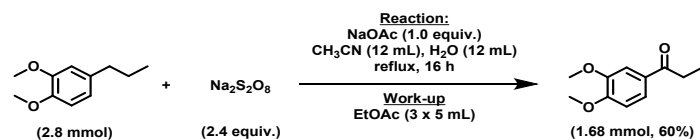
Use of chemicals of environmental concern

		List substances of very high concern
Chemical identified as Substances of Very High Concern by ChemSec which are utilised	Red Flag	

• Step 2

Yield, AE, RME, MI/PMI and OE

Reactant (Limiting Reactant First)	Mass (g)	MW	Mol	Catalyst	Mass (g)	Reagent	Mass (g)	Reaction solvent	Volume (cm ³)	Density (g ml ⁻¹)	Mass (g)	Work up chemical	Mass (g)	Workup solvent	Volume (cm ³)	Density (g ml ⁻¹)	Mass (g)
1,2-dimethoxy-4-propylbenzene	0,51	180,00	0,0028			NaOAc	0,23	CH ₃ CN	12,00	0,79	9,43			EtOAc	15,00	0,90	13,53
Na ₂ S ₂ O ₈	1,60	238,00	0,0067					H ₂ O	12,00	1,00	12,00						
Total	2,11	418,00			0,00		0,23				21,43		0,00				13,53



STEP	CUMULATIVE
Yield (%)	60,08
Conversion (%)	100,00
Selectivity (%)	60,08
AE (%)	46,41
RME (%)	15,53
PMI total (g·g ⁻¹)	114,06
PMI Reaction (g·g ⁻¹)	72,69
PMI Workup (g·g ⁻¹)	41,38
PMI RRC (g·g ⁻¹)	7,14

	Mass	MW	Mol
Product	0,33	194,00	0,0017
reactant	mass		
	0,00		

Solvents (First Pass)

Preferred solvents	water, EtOH, nBuOH, AcOipr, AcOnBu, PhOMe, MeOH, tBuOH, BnOH, ethylene glycol, acetone, MEK, MIBK, AcOEt, sulfolane	List solvents below
Problematic solvents: (acceptable only if substitution does not offer advantages)	DMSO, cyclohexanone, DMPU, AcOH, Ac2O, Acetonitrile, AcOMe, THF, heptane, Me-cyclohexane, toluene, xylene, MTBE, cyclohexane, chlorobenzene, formic acid, pyridine, Me-THF	H ₂ O EtOAc CH ₃ CN
Hazardous solvents: These solvents have significant health and/or safety concerns.	dioxane, pentane, TEA, diisopropyl ether, DME, DCM, DMF, DMA, NMP, methoxyethanol, hexane	
Highly hazardous solvents: The solvents which are agreed not to be used, even in screening	Et ₂ O, Benzene, CCl ₄ , chloroform, DCE, nitromethane, CS ₂ , HMPA	

Experimental: [180-1364]

A 100 mL round bottomed flask, equipped with a magnetic stirring bar and a condenser, was charged with sodium persulfate (1.60 g, 6.72 mmol, 2.4 eq.), sodium acetate (230 mg, 2.80 mmol, 1.0 eq.), 1,2-dimethoxy-4-propylbenzene (**2a**, 505 mg, 2.80 mmol, 1.0 eq.), CH₃CN (12 mL) and H₂O (12 mL). The reaction mixture was stirred under reflux for 16 h, cooled down to room temperature and extracted with EtOAc (3x5 mL). The organic layers were combined and concentrated under reduced pressure in order to afford a brown oil.

Catalyst/enzyme (First Pass)

	Green Flag	Amber Flag	Red Flag	Tick
Catalyst or enzyme used, or reaction takes place without any catalyst/reagents.				
Use of stoichiometric quantities of reagents				X
Use of reagents in excess				

	Green Flag	Amber Flag	Red Flag	Tick
Facile recovery of catalyst/enzyme				
catalyst/enzyme not recovered				X

Critical elements

Supply remaining	Flag colour	Note element
5-50 years	Red Flag	
50-500 years	Amber Flag	S
+500 years	Green Flag	

<p>Remaining years until depletion of known reserves (based on current rate of extraction)</p> <p>50-100 years</p> <p>100-500 years</p>																	
H	He																
Li	Be	B	C	N	O	F	Ne										
Na	Mg	Al	Si	P	S	Cl	Ar										
K	Ca	Sc	Ti	V	Cr	Mn	Fe	Co	Ni	Cu	Zn	Ga	Ge	As	Se	Br	Kr
Rb	Sr	Y	Zr	Nb	Mo	Tc	Ru	Rh	Pd	Ag	Cd	In	Sn	Sb	Te	I	Xe
Cs	Ba	La	Ce	Pr	Nd	Pm	Sm	Eu	Gd	Tb	Dy	Ho	Er	Tm	Yb	Lu	
Fr	Ra	Ac	Th	Pa	U	Np	Pu	Am	Cm	Bk	Cf	Es	Fm	Md	No	Lr	

Energy (First Pass)

Reaction run between 0 to 70°C	Green Flag	Tick
Reaction run between -20 to 0 or 70 to 140°C	Amber Flag	X
Reaction run below -20 or above 140°C	Red Flag	

Batch/flow

Flow	Green Flag	Tick
Batch	Amber Flag	X

Reaction run at reflux	Red Flag	X
Reaction run 5°C or more below the solvent boiling point	Green Flag	

Work Up

quenching filtration centrifugation crystallisation Low temperature distillation/evaporation/ sublimation (< 140 °C at atmospheric pressure) solvent exchange, quenching into aqueous solvent	Green Flag	List
chromatography/ion exchange high temperature multiple recrystallisation	Red Flag	Extraction

Health & safety

	Red Flag	Amber Flag	Green Flag	List substances and H-codes	List substances and H-codes	List substances and H-codes
Highly explosive	H200, H201, H202, H203	H205, H220, H224	If no red or amber flagged H codes present then green flag			CH ₃ CN NaOAC
Explosive thermal runaway	H230, H240, H250	H241				
Toxic	H300, H310, H330	H301, H311, H331				
Long Term toxicity	H340, H350, H360, H370, H372	H341, H351, H361, H371, H373			Na ₂ S ₂ O ₈ : H371	
Environmental implications	H400, H410, H411, H420	H401, H412				

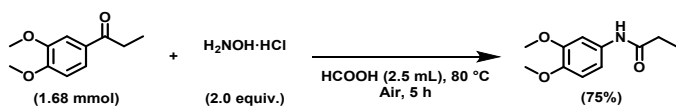
Use of chemicals of environmental concern

Chemical identified as Substances of Very High Concern by ChemSec which are utilised	Red Flag	List substances of very high concern
--------------------------------------------------------------------------------------	----------	--------------------------------------

• Step 3

Yield, AE, RME, MI/PMI and OE

Reactant (Limiting Reactant First)	Mass (g)	MW	Mol	Catalyst	Mass (g)	Reagent	Mass (g)	Reaction solvent	Volume (cm ³)	Density (g ml ⁻¹)	Mass (g)	Work up chemical	Mass (g)	Workup solvent	Volume (cm ³)	Density (g ml ⁻¹)	Mass (g)
1-(3,4-dimethoxyphenyl)propan-1-one	0,326	194,00	0,0017					Formic acid	2,50	1,22	3,05			H ₂ O	5,00	1,00	5,00
NH ₂ OH·HCl	0,233	69,00	0,0034											MTBE	30,00	0,74	22,20
Total	0,56	263,00			0,00		0,00				3,05		0,00				27,20



STEP	CUMULATIVE
Yield (%)	74,88
Conversion (%)	100,00
Selectivity (%)	74,88
AE (%)	79,47
RME (%)	47,05
PMI total (g·g ⁻¹)	117,14
PMI Reaction (g·g ⁻¹)	13,72
PMI Workup (g·g ⁻¹)	103,42
PMI RRC (g·g ⁻¹)	2,13

	Mass	MW	Mol
Product	0,263	209,00	0,0013
reactant	mass		
	0,00		

Solvents (First Pass)

Preferred solvents	water, EtOH, nBuOH, AcOipr, AcOnBu, PhOMe, MeOH, tBuOH, BnOH, ethylene glycol, acetone, MEK, MIBK, AcOEt, sulfolane	List solvents below
		H ₂ O
Problematic solvents: (acceptable only if substitution does not offer advantages)	DMSO, cyclohexanone, DMPU, AcOH, Ac2O, Acetonitrile, AcOMe, THF, heptane, Me-cyclohexane, toluene, xylene, MTBE, cyclohexane, chlorobenzene, formic acid, pyridine, Me-THF	Formic acid MTBE
Hazardous solvents: These solvents have significant health and/or safety concerns.	dioxane, pentane, TEA, diisopropyl ether, DME, DCM, DMF, DMA, NMP, methoxyethanol, hexane	
Highly hazardous solvents: The solvents which are agreed not to be used, even in screening	Et ₂ O, Benzene, CCl ₄ , chloroform, DCE, nitromethane, CS ₂ , HMPA	

Experimental: [JBO-1365]

A 50 mL round bottomed flask, equipped with a magnetic stirring bar and a condenser, was charged with the crude mixture obtained in step 2, containing 1-(3,4-dimethoxyphenyl)propan-1-one (3a) (around 1.68 mmol, 1.0 eq.), hydroxylammonium chloride (233 mg, 3.36 mmol, 2.0 eq.) and formic acid (2.5 mL). The reaction mixture was stirred at 80 °C for 6 h, cooled down to room temperature, diluted with H₂O (5 mL) and extracted with MTBE (3x10 mL). The organic layers are combined and concentrated under reduced pressure in order to afford a black oil.

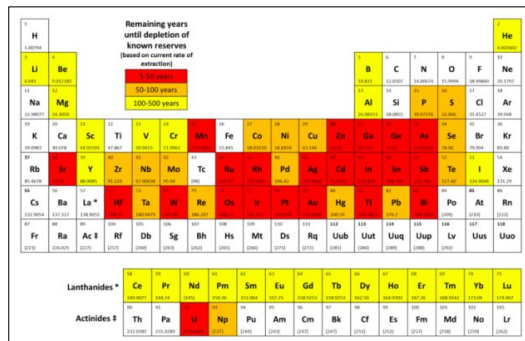
Catalyst/enzyme (First Pass)

	Tick
Catalyst or enzyme used, or reaction takes place without any catalyst/reagents.	Green Flag
Use of stoichiometric quantities of reagents	Amber Flag
Use of reagents in excess	Red Flag

	Tick
Facile recovery of catalyst/enzyme	Green Flag
catalyst/enzyme not recovered	Amber Flag

Critical elements

Supply remaining	Flag colour	Note element
5-50 years	Red Flag	
50-500 years	Amber Flag	
+500 years	Green Flag	X



Energy (First Pass)

Reaction run between 0 to 70°C	Green Flag	Tick
Reaction run between -20 to 0 or 70 to 140°C	Amber Flag	X
Reaction run below -20 or above 140°C	Red Flag	

Batch/flow

Flow	Green Flag	Tick
Batch	Amber Flag	X

Reaction run at reflux	Red Flag	Tick
Reaction run 5°C or more below the solvent boiling point	Green Flag	X

Work Up

quenching filtration centrifugation crystallisation Low temperature distillation/evaporation/ sublimation (< 140 °C at atmospheric pressure) solvent exchange, quenching into aqueous solvent	Green Flag	List
chromatography/ion exchange high temperature multiple recrystallisation	Red Flag	Extraction

Health & safety

	Red Flag	Amber Flag	Green Flag	List substances and H-codes	List substances and H-codes	List substances and H-codes
Highly explosive	H200, H201, H202, H203	H205, H220, H224	If no red or amber flagged H codes present then green flag			
Explosive thermal runaway	H230, H240, H250	H241				
Toxic	H300, H310, H330	H301, H311, H331,				
Long Term toxicity	H340, H350, H360, H370, H372	H341, H351, H361, H371, H373			NH ₂ OH·HCl: H351, H373 CH ₂ Cl ₂ : H351	
Environmental implications	H400, H410, H411, H420	H401, H412		NH ₂ OH·HCl: H400		

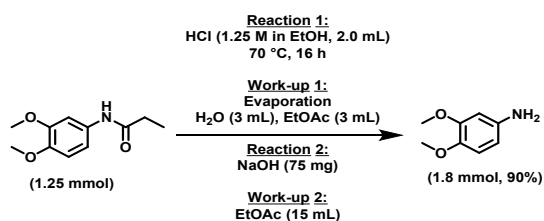
Use of chemicals of environmental concern

Chemical identified as Substances of Very High Concern by ChemSec which are utilised	Red Flag	List substances of very high concern
-----------------------------------------------------------------------------------------	----------	--------------------------------------

• Step 4

Yield, AE, RME, MI/PMI and OE

Reactant (Limiting Reactant First)	Mass (g)	MW	Mol	Catalyst	Mass (g)	Reagent	Mass (g)	Reaction solvent	Volume (cm ³)	Density (g ml ⁻¹)	Mass (g)	Work up chemical	Mass (g)	Workup solvent	Volume (cm ³)	Density (g ml ⁻¹)	Mass (g)
<i>N</i> -(3,4-dimethoxyphenyl)propionamide	0,263	209,00	0,0013			NaOH	0,08	EtOH	1,97	0,79	1,56	MgSO ₄	1,26	EtOAc	3,00	0,90	2,71
HCl	0,092	36,46	0,0025					H ₂ O	3,00	1,00	3,00			EtOAc	15,00	0,90	13,53
Total	0,35	245,46			0,00		0,08				4,56		1,26				16,24



STEP	CUMULATIVE
Yield (%)	91,93
Conversion (%)	100,00
Selectivity (%)	91,93
AE (%)	62,33
RME (%)	49,89
PMI total (g·g ⁻¹)	127,02
PMI Reaction (g·g ⁻¹)	28,18
PMI Workup (g·g ⁻¹)	98,84
PMI RRC (g·g ⁻¹)	2,43

	Mass	MW	Mol
Product	0,177	153,00	0,0012
reactant	mass		0,00

Solvents (First Pass)

Preferred solvents	water, EtOH, nBuOH, AcOipr, AcOnBu, PhOMe, MeOH, tBuOH, BnOH, ethylene glycol, acetone, MEK, MIBK, AcOEt, sulfolane
Problematic solvents: (acceptable only if substitution does not offer advantages)	DMSO, cyclohexanone, DMPU, AcOH, Ac2O, Acetonitrile, AcOMe, THF, heptane, Me-cyclohexane, toluene, xylene, MTBE, cyclohexane, chlorobenzene, formic acid, pyridine, Me-THF
Hazardous solvents: These solvents have significant health and/or safety concerns.	dioxane, pentane, TEA, diisopropyl ether, DME, DCM, DMF, DMA, NMP, methoxyethanol, hexane
Highly hazardous solvents: The solvents which are agreed not to be used, even in screening	Et ₂ O, Benzene, CCl ₄ , chloroform, DCE, nitromethane, CS ₂ , HMPA

List solvents below

EtOH
H₂O
EtOAc

Experimental: [JBO-1366]

A 25 mL round bottomed flask, equipped with a magnetic stirring bar and a condenser, was charged with the crude mixture obtained in step 2, containing *N*-(3,4-dimethoxyphenyl)propionamide (**4a**) (around 1.26 mmol, 1.0 eq.), and a 1.25 M HCl solution in ethanol (2.0 mL, 2.50 mmol, 2.0 eq.). The reaction mixture was stirred at 70 °C for 24 h, cooled down to room temperature and concentrated under reduced pressure. The crude mixture, containing 3,4-dimethoxyaniline (**5a**) as a hydrochloride, was diluted with water (5 mL), washed with EtOAc (5 mL) in order to remove organic by-products. To the aqueous phase was added solid NaOH (75 mg, 1.5 eq.) and the product was extracted with EtOAc (3×5 mL). The combined organic layers are dried over MgSO₄ and concentrated under reduced pressure in order to afford **5a** as a light brown powder (177 mg, 1.16 mmol, 41% over 4 steps).

Catalyst/enzyme (First Pass)

	Green Flag	Amber Flag	Red Flag
Catalyst or enzyme used, or reaction takes place without any catalyst/reagents.	Green Flag	Amber Flag	Red Flag
Use of stoichiometric quantities of reagents	Green Flag	Amber Flag	Red Flag
Use of reagents in excess	Green Flag	Amber Flag	Red Flag

	Green Flag	Amber Flag	Red Flag
Facile recovery of catalyst/enzyme	Green Flag	Amber Flag	Red Flag
catalyst/enzyme not recovered	Green Flag	Amber Flag	Red Flag

Critical elements

Supply remaining	Flag colour	Note element
5-50 years	Red Flag	
50-500 years	Amber Flag	
+500 years	Green Flag	X

Remaining years until depletion of known reserves (based on current rate of extraction)

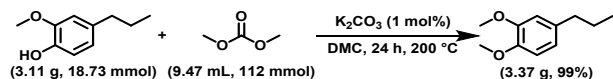
1	2	3	4	5	6	7	8	9	10	11	12	13	14	15	16	17	18	19	20	21	22	23	24	25	26	27	28	29	30	31	32	33	34	35	36	37	38	39	40	41	42	43	44	45	46	47	48	49	50	51	52	53	54	55	56	57	58	59	60	61	62	63	64	65	66	67	68	69	70	71	72	73	74	75	76	77	78	79	80	81	82	83	84	85	86	87	88	89	90	91	92	93	94	95	96	97	98	99	100	101	102	103	104	105	106	107	108	109	110	111	112	113	114	115	116	117	118	119	120	121	122	123	124	125	126	127	128	129	130	131	132	133	134	135	136	137	138	139	140	141	142	143	144	145	146	147	148	149	150	151	152	153	154	155	156	157	158	159	160	161	162	163	164	165	166	167	168	169	170	171	172	173	174	175	176	177	178	179	180	181	182	183	184	185	186	187	188	189	190	191	192	193	194	195	196	197	198	199	200	201	202	203	204	205	206	207	208	209	210	211	212	213	214	215	216	217	218	219	220	221	222	223	224	225	226	227	228	229	230	231	232	233	234	235	236	237	238	239	240	241	242	243	244	245	246	247	248	249	250	251	252	253	254	255	256	257	258	259	260	261	262	263	264	265	266	267	268	269	270	271	272	273	274	275	276	277	278	279	280	281	282	283	284	285	286	287	288	289	290	291	292	293	294	295	296	297	298	299	300	301	302	303	304	305	306	307	308	309	310	311	312	313	314	315	316	317	318	319	320	321	322	323	324	325	326	327	328	329	330	331	332	333	334	335	336	337	338	339	340	341	342	343	344	345	346	347	348	349	350	351	352	353	354	355	356	357	358	359	360	361	362	363	364	365	366	367	368	369	370	371	372	373	374	375	376	377	378	379	380	381	382	383	384	385	386	387	388	389	390	391	392	393	394	395	396	397	398	399	400	401	402	403	404	405	406	407	408	409	410	411	412	413	414	415	416	417	418	419	420	421	422	423	424	425	426	427	428	429	430	431	432	433	434	435	436	437	438	439	440	441	442	443	444	445	446	447	448	449	450	451	452	453	454	455	456	457	458	459	460	461	462	463	464	465	466	467	468	469	470	471	472	473	474	475	476	477	478	479	480	481	482	483	484	485	486	487	488	489	490	491	492	493	494	495	496	497	498	499	500	501	502	503	504	505	506	507	508	509	510	511	512	513	514	515	516	517	518	519	520	521	522	523	524	525	526	527	528	529	530	531	532	533	534	535	536	537	538	539	540	541	542	543	544	545	546	547	548	549	550	551	552	553	554	555	556	557	558	559	560	561	562	563	564	565	566	567	568	569	570	571	572	573	574	575	576	577	578	579	580	581	582	583	584	585	586	587	588	589	590	591	592	593	594	595	596	597	598	599	600	601	602	603	604	605	606	607	608	609	610	611	612	613	614	615	616	617	618	619	620	621	622	623	624	625	626	627	628	629	630	631	632	633	634	635	636	637	638	639	640	641	642	643	644	645	646	647	648	649	650	651	652	653	654	655	656	657	658	659	660	661	662	663	664	665	666	667	668	669	670	671	672	673	674	675	676	677	678	679	680	681	682	683	684	685	686	687	688	689	690	691	692	693	694	695	696	697	698	699	700	701	702	703	704	705	706	707	708	709	710	711	712	713	714	715	716	717	718	719	720	721	722	723	724	725	726	727	728	729	730	731	732	733	734	735	736	737	738	739	740	741	742	743	744	745	746	747	748	749	750	751	752	753	754	755	756	757	758	759	760	761	762	763	764	765	766	767	768	769	770	771	772	773	774	775	776	777	778	779	780	781	782	783	784	785	786	787	788	789	790	791	792	793	794	795	796	797	798	799	800	801	802	803	804	805	806	807	808	809	810	811	812	813	814	815	816	817	818	819	820	821	822	823	824	825	826	827	828	829	830	831	832	833	834	835	836	837	838	839	840	841	842	843	844	845	846	847	848	849	850	851	852	853	854	855	856	857	858	859	860	861	862	863	864	865	866	867	868	869	870	871	872	873	874	875	876	877	878	879	880	881	882	883	884	885	886	887	888	889	890	891	892	893	894	895	896	897	898	899	900	901	902	903	904	905	906	907	908	909	910	911	912	913	914	915	916	917	918	919	920	921	922	923	924	925	926	927	928	929	930	931	932	933	934	935	936	937	938	939	940	941	942	943	944	945	946	947	948	949	950	951	952	953	954	955	956	957	958	959	960	961	962	963	964	965	966	967	968	969	970	971	972	973	974	975	976	977	978	979	980	981	982	983	984	985	986	987	988	989	990	991	992	993	994	995	996	997	998	999	1000	1001	1002	1003	1004	1005	1006	1007	1008	1009	1010	1011	1012	1013	1014	1015	1016	1017	1018	1019	1020	1021	1022	1023	1024	1025	1026	1027	1028	1029	1030	1031	1032	1033	1034	1035	1036	1037	1038	1039	1040	1041	1042	1043	1044	1045	1046	1047	1048	1049	1050	1051	1052	1053	1054	1055	1056	1057	1058	1059	1060	1061	1062	1063	1064	1065	1066	1067	1068	1069	1070	1071	1072	1073	1074	1075	1076	1077	1078	1079	1080	1081	1082	1083	1084	1085	1086	1087	1088	1089	1090	1091	1092	1093	1094	1095	1096	1097	1098	1099	1100	1101	1102	1103	1104	1105	1106	1107	1108	1109	1110	1111	1112	1113	1114	1115	1116	1117	1118	1119	1120	1121	1122	1123	1124	1125	1126	1127	1128	1129	1130	1131	1132	1133	1134	1135	1136	1137	1138	1139	1140	1141	1142	1143	1144	1145	1146	1147	1148	1149	1150	1151	1152	1153	1154	1155	1156	1157	1158	1159	1160	1161	1162	1163	1164	1165	1166	1167	1168	1169	1170	1171	1172	1173	1174	1175	1176	1177	1178	1179	1180	1181	1182	1183	1184	1185	1186	1187	1188	1189	1190	1191	1192	1193	1194	1195	1196	1197	1198	1199	1200	1201	1202	1203	1204	1205	1206	1207	1208	1209	1210	1211	1212	1213	1214	1215	1216	1217	1218	1219	1220	1221	1222	1223	1224	1225	1226	1227	1228	1229	1230	1231	1232	1233	1234	1235	1236	1237	1238	1239	1240	1241	1242	1243	1244	1245	1246	1247	1248	1249	1250	1251	1252	1253	1254	1255	1256	1257	1258	1259	1260	1261	1262	1263	1264	1265	1266	1267	1268	1269	1270	1271	1272	1273	1274	1275	1276	1277	1278	1279	1280	1281	1282	1283	1284	1285	1286	1287	1288	1289	1290	1291	1292	1293	1294	1295	1296	1297	1298	1299	1300	1301	1302	1303	1304	1305	1306	1307	1308	1309	1310	1311	1312	1313	1314	1315	1316	1317	1318	1319	1320	1321	1322	1323	1324	1325	1326	1327	1328	1329	1330	1331	1332	1333	1334	1335	1336	1337	1338	1339	1340	1341	1342	1343	1344	1345	1346	1347	1348	1349	1350	1351	1352	1353	1354	1355	1356	1357	1358	1359	1360	1361	1362	1363	1364	1365	1366	1367	1368	1369	1370	1371	1372	1373	1374	1375	1376	1377	1378	1379	1380	1381	1382	1383	1384	1385	1386	1387	1388	1389	1390	1391	1392	1393	1394	1395	1396	1397	1398	1399	1400	1401	1402	1403	1404	1405	1406	1407	1408	1409	1410	1411	1412	1413	1414	1415	1416	1417	1418	1419	1420	1421	1422	1423	1424	1425	1426	1427	1428	1429	1430	1431	1432	1433	1434	1435	1436	1437	1438	1439	1440	1441	1442	1443	1444	1445	1446	1447	1448	1449	1450	1451	1452	1453	1454	1455	1456	1457	1458	1459	1460	1461	1462	1463	1464	1465	1466	1467	1468	1469	1470	1471	1472
---	---	---	---	---	---	---	---	---	----	----	----	----	----	----	----	----	----	----	----	----	----	----	----	----	----	----	----	----	----	----	----	----	----	----	----	----	----	----	----	----	----	----	----	----	----	----	----	----	----	----	----	----	----	----	----	----	----	----	----	----	----	----	----	----	----	----	----	----	----	----	----	----	----	----	----	----	----	----	----	----	----	----	----	----	----	----	----	----	----	----	----	----	----	----	----	----	----	----	-----	-----	-----	-----	-----	-----	-----	-----	-----	-----	-----	-----	-----	-----	-----	-----	-----	-----	-----	-----	-----	-----	-----	-----	-----	-----	-----	-----	-----	-----	-----	-----	-----	-----	-----	-----	-----	-----	-----	-----	-----	-----	-----	-----	-----	-----	-----	-----	-----	-----	-----	-----	-----	-----	-----	-----	-----	-----	-----	-----	-----	-----	-----	-----	-----	-----	-----	-----	-----	-----	-----	-----	-----	-----	-----	-----	-----	-----	-----	-----	-----	-----	-----	-----	-----	-----	-----	-----	-----	-----	-----	-----	-----	-----	-----	-----	-----	-----	-----	-----	-----	-----	-----	-----	-----	-----	-----	-----	-----	-----	-----	-----	-----	-----	-----	-----	-----	-----	-----	-----	-----	-----	-----	-----	-----	-----	-----	-----	-----	-----	-----	-----	-----	-----	-----	-----	-----	-----	-----	-----	-----	-----	-----	-----	-----	-----	-----	-----	-----	-----	-----	-----	-----	-----	-----	-----	-----	-----	-----	-----	-----	-----	-----	-----	-----	-----	-----	-----	-----	-----	-----	-----	-----	-----	-----	-----	-----	-----	-----	-----	-----	-----	-----	-----	-----	-----	-----	-----	-----	-----	-----	-----	-----	-----	-----	-----	-----	-----	-----	-----	-----	-----	-----	-----	-----	-----	-----	-----	-----	-----	-----	-----	-----	-----	-----	-----	-----	-----	-----	-----	-----	-----	-----	-----	-----	-----	-----	-----	-----	-----	-----	-----	-----	-----	-----	-----	-----	-----	-----	-----	-----	-----	-----	-----	-----	-----	-----	-----	-----	-----	-----	-----	-----	-----	-----	-----	-----	-----	-----	-----	-----	-----	-----	-----	-----	-----	-----	-----	-----	-----	-----	-----	-----	-----	-----	-----	-----	-----	-----	-----	-----	-----	-----	-----	-----	-----	-----	-----	-----	-----	-----	-----	-----	-----	-----	-----	-----	-----	-----	-----	-----	-----	-----	-----	-----	-----	-----	-----	-----	-----	-----	-----	-----	-----	-----	-----	-----	-----	-----	-----	-----	-----	-----	-----	-----	-----	-----	-----	-----	-----	-----	-----	-----	-----	-----	-----	-----	-----	-----	-----	-----	-----	-----	-----	-----	-----	-----	-----	-----	-----	-----	-----	-----	-----	-----	-----	-----	-----	-----	-----	-----	-----	-----	-----	-----	-----	-----	-----	-----	-----	-----	-----	-----	-----	-----	-----	-----	-----	-----	-----	-----	-----	-----	-----	-----	-----	-----	-----	-----	-----	-----	-----	-----	-----	-----	-----	-----	-----	-----	-----	-----	-----	-----	-----	-----	-----	-----	-----	-----	-----	-----	-----	-----	-----	-----	-----	-----	-----	-----	-----	-----	-----	-----	-----	-----	-----	-----	-----	-----	-----	-----	-----	-----	-----	-----	-----	-----	-----	-----	-----	-----	-----	-----	-----	-----	-----	-----	-----	-----	-----	-----	-----	-----	-----	-----	-----	-----	-----	-----	-----	-----	-----	-----	-----	-----	-----	-----	-----	-----	-----	-----	-----	-----	-----	-----	-----	-----	-----	-----	-----	-----	-----	-----	-----	-----	-----	-----	-----	-----	-----	-----	-----	-----	-----	-----	-----	-----	-----	-----	-----	-----	-----	-----	-----	-----	-----	-----	-----	-----	-----	-----	-----	-----	-----	-----	-----	-----	-----	-----	-----	-----	-----	-----	-----	-----	-----	-----	-----	-----	-----	-----	-----	-----	-----	-----	-----	-----	-----	-----	-----	-----	-----	-----	-----	-----	-----	-----	-----	-----	-----	-----	-----	-----	-----	-----	-----	-----	-----	-----	-----	-----	-----	-----	-----	-----	-----	-----	-----	-----	-----	-----	-----	-----	-----	-----	-----	-----	-----	-----	-----	-----	-----	-----	-----	-----	-----	-----	-----	-----	-----	-----	-----	-----	-----	-----	-----	-----	-----	-----	-----	-----	-----	-----	-----	-----	-----	-----	-----	-----	-----	-----	-----	-----	-----	-----	-----	-----	-----	-----	-----	-----	-----	-----	-----	-----	-----	-----	-----	-----	-----	-----	-----	-----	-----	-----	-----	-----	-----	-----	-----	-----	-----	-----	-----	-----	-----	-----	-----	-----	-----	-----	-----	-----	-----	-----	-----	-----	-----	-----	-----	-----	-----	-----	-----	-----	-----	-----	-----	-----	-----	-----	-----	-----	-----	-----	-----	-----	-----	-----	-----	-----	-----	-----	-----	-----	-----	-----	-----	-----	-----	-----	-----	-----	-----	-----	-----	-----	-----	-----	-----	-----	-----	-----	-----	-----	-----	-----	-----	-----	-----	-----	-----	-----	-----	-----	-----	-----	-----	-----	-----	-----	-----	-----	-----	-----	-----	-----	-----	-----	-----	-----	-----	-----	-----	-----	-----	-----	-----	-----	-----	-----	-----	-----	-----	-----	-----	-----	-----	-----	-----	-----	-----	-----	-----	-----	-----	-----	-----	-----	-----	-----	-----	-----	-----	-----	-----	-----	-----	-----	-----	-----	-----	-----	-----	-----	-----	-----	-----	-----	-----	-----	-----	-----	-----	-----	-----	-----	-----	-----	-----	-----	-----	-----	-----	-----	-----	-----	-----	-----	-----	-----	-----	-----	-----	-----	-----	-----	-----	-----	-----	-----	-----	-----	-----	-----	-----	-----	-----	-----	-----	-----	-----	-----	-----	-----	-----	-----	-----	-----	-----	-----	-----	-----	-----	-----	-----	-----	-----	-----	-----	-----	-----	-----	-----	-----	-----	-----	-----	-----	-----	-----	-----	-----	-----	-----	-----	-----	-----	-----	-----	-----	-----	-----	-----	-----	-----	-----	-----	-----	-----	-----	-----	-----	-----	-----	-----	-----	-----	-----	-----	-----	-----	-----	-----	-----	-----	-----	-----	-----	-----	-----	-----	-----	-----	-----	-----	-----	-----	-----	-----	------	------	------	------	------	------	------	------	------	------	------	------	------	------	------	------	------	------	------	------	------	------	------	------	------	------	------	------	------	------	------	------	------	------	------	------	------	------	------	------	------	------	------	------	------	------	------	------	------	------	------	------	------	------	------	------	------	------	------	------	------	------	------	------	------	------	------	------	------	------	------	------	------	------	------	------	------	------	------	------	------	------	------	------	------	------	------	------	------	------	------	------	------	------	------	------	------	------	------	------	------	------	------	------	------	------	------	------	------	------	------	------	------	------	------	------	------	------	------	------	------	------	------	------	------	------	------	------	------	------	------	------	------	------	------	------	------	------	------	------	------	------	------	------	------	------	------	------	------	------	------	------	------	------	------	------	------	------	------	------	------	------	------	------	------	------	------	------	------	------	------	------	------	------	------	------	------	------	------	------	------	------	------	------	------	------	------	------	------	------	------	------	------	------	------	------	------	------	------	------	------	------	------	------	------	------	------	------	------	------	------	------	------	------	------	------	------	------	------	------	------	------	------	------	------	------	------	------	------	------	------	------	------	------	------	------	------	------	------	------	------	------	------	------	------	------	------	------	------	------	------	------	------	------	------	------	------	------	------	------	------	------	------	------	------	------	------	------	------	------	------	------	------	------	------	------	------	------	------	------	------	------	------	------	------	------	------	------	------	------	------	------	------	------	------	------	------	------	------	------	------	------	------	------	------	------	------	------	------	------	------	------	------	------	------	------	------	------	------	------	------	------	------	------	------	------	------	------	------	------	------	------	------	------	------	------	------	------	------	------	------	------	------	------	------	------	------	------	------	------	------	------	------	------	------	------	------	------	------	------	------	------	------	------	------	------	------	------	------	------	------	------	------	------	------	------	------	------	------	------	------	------	------	------	------	------	------	------	------	------	------	------	------	------	------	------	------	------	------	------	------	------	------	------	------	------	------	------	------	------	------	------	------	------	------	------	------	------	------	------	------	------	------	------	------	------	------	------	------	------	------	------	------	------	------	------	------	------	------	------	------	------	------	------	------	------	------	------	------	------	------	------	------	------	------	------	------	------	------	------	------	------	------	------	------	------	------	------	------	------	------	------	------

22.4 New synthesis of 2-bromo-4,5-dimethoxyaniline (7)

• Step 1

Yield, AE, RME, MI/PMI and OE

Reactant (Limiting Reactant First)	Mass (g)	MW	Mol	Catalyst	Mass (g)	Reagent	Mass (g)	Reaction solvent	Volume (cm ³)	Density (g ml ⁻¹)	Mass (g)	Work up chemical	Mass (g)	Workup solvent	Volume (cm ³)	Density (g ml ⁻¹)	Mass (g)
4-Propylguaicol	3,11	166,00	0,0187	K ₂ CO ₃	0,026			DMC	7,89	1,07	8,45			EtOAc	10,00	0,90	9,02
Dimethyl carbonate (DMC)	1,69	90,08	0,0187														
Total	4,80	256,08			0,03		0,00				8,45		0,00				9,02



	STEP	CUMULATIVE
Yield (%)	99,93	99,93
Conversion (%)	100,00	100,00
Selectivity (%)	99,93	99,93
AE (%)	70,29	70,29
RME (%)	70,24	70,24
PMI total (g·g ⁻¹)	6,61	6,61
PMI Reaction (g·g ⁻¹)	3,94	3,94
PMI Workup (g·g ⁻¹)	2,68	2,68
PMI RRC (g·g ⁻¹)	1,43	1,43

	Mass	MW	Mol
Product	3,37	180,00	0,0187
reactant	mass	0,00	

Solvents (First Pass)

Preferred solvents	water, EtOH, nBuOH, AcOipr, AcOnBu, PhOMe, MeOH, tBuOH, BnOH, ethylene glycol, acetone, MEK, MIBK, AcOEt, sulfolane	List solvents below
Problematic solvents: (acceptable only if substitution does not offer advantages)	DMSO, cyclohexanone, DMPU, AcOH, Ac2O, Acetonitrile, AcOMe, THF, heptane, Me-cyclohexane, toluene, xylene, MTBE, cyclohexane, chlorobenzene, formic acid, pyridine, Me-THF	Dimethyl carbonate EtOAc
Hazardous solvents: These solvents have significant health and/or safety concerns.	dioxane, pentane, TEA, diisopropyl ether, DME, DCM, DMF, DMA, NMP, methoxyethanol, hexane	
Highly hazardous solvents: The solvents which are agreed not to be used, even in screening	Et ₂ O, Benzene, CCl ₄ , chloroform, DCE, nitromethane, CS ₂ , HMPA	

Experimental: [M5-538]

A 100 mL pressure tube, equipped with a magnetic stirring bar, was charged with potassium carbonate (26 mg, 0.187 mmol, 0.01 eq.), 2-methoxy-4-propylphenol (**1a**, 3.11 g, 3.00 mL, 18.7 mmol, 1 eq.) and dimethyl carbonate (10.13 g, 112 mmol, 6.0 eq.) (9.47 mL). The flask was sealed and the reaction mixture was heated at 200 °C for 24 h and cooled down to room temperature. The contents of the pressure tube was transferred with EtOAc (5 mL), filtered through cotton-wool into the round-bottom flask and the precipitate was washed with EtOAc (5 mL). The solvent was evaporated in order to afford 1,2-dimethoxy-4-propylbenzene (**2a**) as a pale yellow oil (3.37 g, 18.81 mmol, >99%).

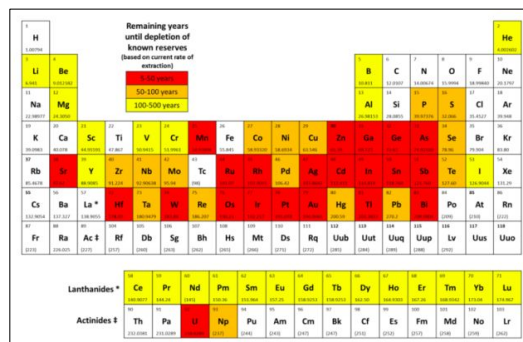
Catalyst/enzyme (First Pass)

	Tick
Catalyst or enzyme used, or reaction takes place without any catalyst/reagents.	Green Flag X
Use of stoichiometric quantities of reagents	Amber Flag
Use of reagents in excess	Red Flag

	Tick
Facile recovery of catalyst/enzyme	Green Flag
catalyst/enzyme not recovered	Amber Flag X

Critical elements

Supply remaining	Flag colour	Note element
5-50 years	Red Flag	
50-500 years	Amber Flag	
+500 years	Green Flag	X



Energy (First Pass)

Reaction run between 0 to 70°C	Green Flag	Tick
Reaction run between -20 to 0 or 70 to 140°C	Amber Flag	
Reaction run below -20 or above 140°C	Red Flag	X

Batch/flow

Flow	Green Flag	Tick
Batch	Amber Flag	X

Reaction run at reflux	Red Flag	X
Reaction run 5°C or more below the solvent boiling point	Green Flag	

Work Up

quenching filtration centrifugation crystallisation Low temperature distillation/evaporation/ sublimation (< 140 °C at atmospheric pressure) solvent exchange, quenching into aqueous solvent	Green Flag	Filtration
chromatography/ion exchange high temperature multiple recrystallisation	Red Flag	

Health & safety

	Red Flag	Amber Flag	Green Flag	List substances and H-codes	List substances and H-codes	List substances and H-codes
Highly explosive	H200, H201, H202, H203	H205, H220, H224	If no red or amber flagged H codes present then green flag			
Explosive thermal runaway	H230, H240, H250	H241				
Toxic	H300, H310, H330	H301, H311, H331,			4-propylguaicol: H311	
Long Term toxicity	H340, H350, H360, H370, H372	H341, H351, H361, H371, H373				
Environmental implications	H400, H410, H411, H420	H401, H412				

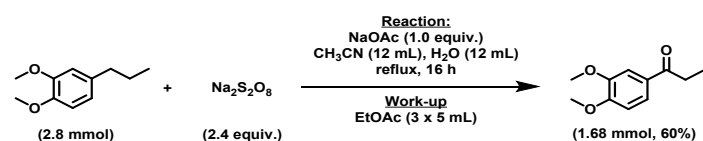
Use of chemicals of environmental concern

Chemical identified as Substances of Very High Concern by ChemSec which are utilised	Red Flag	List substances of very high concern
--------------------------------------------------------------------------------------	----------	--------------------------------------

• Step 2

Yield, AE, RME, MI/PMI and OE

Reactant (Limiting Reactant First)	Mass (g)	MW	Mol	Catalyst	Mass (g)	Reagent	Mass (g)	Reaction solvent	Volume (cm ³)	Density (g ml ⁻¹)	Mass (g)	Work up chemical	Mass (g)	Workup solvent	Volume (cm ³)	Density (g ml ⁻¹)	Mass (g)
1,2-dimethoxy-4-propylbenzene	0,51	180,00	0,0028			NaOAc	0,23	CH ₃ CN	12,00	0,79	9,43			EtOAc	15,00	0,90	13,53
Na ₂ S ₂ O ₈	1,60	238,00	0,0067					H ₂ O	12,00	1,00	12,00						
Total	2,11	418,00			0,00		0,23				21,43		0,00				13,53



STEP	CUMULATIVE
Yield (%)	60,08
Conversion (%)	100,00
Selectivity (%)	60,08
AE (%)	46,41
RME (%)	15,53
PMI total (g·g ⁻¹)	114,06
PMI Reaction (g·g ⁻¹)	72,69
PMI Workup (g·g ⁻¹)	41,38
PMI RRC (g·g ⁻¹)	7,14

	Mass	MW	Mol
Product	0,33	194,00	0,0017
reactant	mass		
	0,00		

Solvents (First Pass)

Preferred solvents	water, EtOH, nBuOH, AcOipr, AcOnBu, PhOMe, MeOH, tBuOH, BnOH, ethylene glycol, acetone, MEK, MIBK, AcOEt, sulfolane	List solvents below
		H ₂ O EtOAc
Problematic solvents: (acceptable only if substitution does not offer advantages)	DMSO, cyclohexanone, DMPU, AcOH, Ac ₂ O, Acetonitrile, AcOMe, THF, heptane, Me-cyclohexane, toluene, xylene, MTBE, cyclohexane, chlorobenzene, formic acid, pyridine, Me-THF	CH ₃ CN
Hazardous solvents: These solvents have significant health and/or safety concerns.	dioxane, pentane, TEA, diisopropyl ether, DME, DCM, DMF, DMA, NMP, methoxyethanol, hexane	
Highly hazardous solvents: The solvents which are agreed not to be used, even in screening	Et ₂ O, Benzene, CCl ₄ , chloroform, DCE, nitromethane, CS ₂ , HMPA	

Experimental: [JBO-1371]

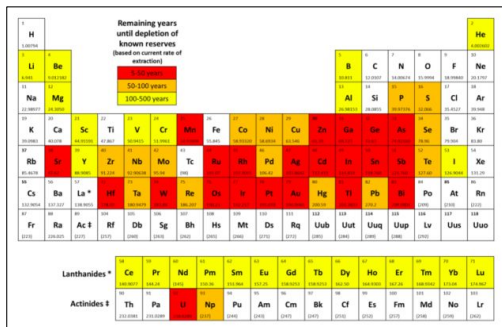
A 100 mL round bottomed flask, equipped with a magnetic stirring bar and a condenser, was charged with sodium persulfate (1.60 g, 6.72 mmol, 2.4 eq.), sodium acetate (230 mg, 2.80 mmol, 1.0 eq.), 1,2-dimethoxy-4-propylbenzene (**2a**, 505 mg, 2.80 mmol, 1.0 eq.), CH₃CN (12 mL) and H₂O (12 mL). The reaction mixture was stirred under reflux for 16 h, cooled down to room temperature, and extracted with EtOAc (3x5 mL). The organic layers were combined and concentrated under reduced pressure in order to afford a brown oil.

Catalyst/enzyme (First Pass)

	Tick
Catalyst or enzyme used, or reaction takes place without any catalyst/reagents.	Green Flag
Use of stoichiometric quantities of reagents	Amber Flag
Use of reagents in excess	Red Flag

	Tick
Facile recovery of catalyst/enzyme	Green Flag
catalyst/enzyme not recovered	Amber Flag
	X

Supply remaining	Flag colour	Note element
5-50 years	Red Flag	
50-500 years	Amber Flag	S
+500 years	Green Flag	



Reaction run between 0 to 70°C	Green Flag	
Reaction run between -20 to 0 or 70 to 140°C	Amber Flag	X
Reaction run below -20 or above 140°C	Red Flag	

Flow	Green Flag	
Batch	Amber Flag	X

Reaction run at reflux	Red Flag	X
Reaction run 5°C or more below the solvent boiling point	Green Flag	

quenching filtration centrifugation crystallisation Low temperature distillation/evaporation/ <u>sublimation (< 140 °C at atmospheric pressure)</u>	Green Flag	
solvent exchange, quenching into aqueous solvent	Amber Flag	Extraction
chromatography/ion exchange high temperature multiple recrystallisation	Red Flag	

	Red Flag	Amber Flag	Green Flag			CH ₃ CN NaOAC
Highly explosive	H200, H201, H202, H203	H205, H220, H224	If no red or amber flagged H codes present then green flag			
Explosive thermal runaway	H230, H240, H250	H241				
Toxic	H300, H310, H330	H301, H311, H331,				
Long Term toxicity	H340, H350, H360, H370, H372	H341, H351, H361, H371, H373			Na ₂ S ₂ O ₅ : H371	
Environmental implications	H400, H410, H411, H420	H401, H412				

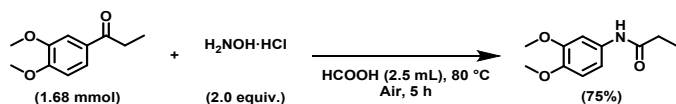
Chemical identified as Substances of Very High Concern by ChemSec which are utilised	Red Flag	
--------------------------------------------------------------------------------------	----------	--

Red Flag	
----------	--

• Step 3

Yield, AE, RME, MI/PMI and OE

Reactant (Limiting Reactant First)	Mass (g)	MW	Mol	Catalyst	Mass (g)	Reagent	Mass (g)	Reaction solvent	Volume (cm ³)	Density (g ml ⁻¹)	Mass (g)	Work up chemical	Mass (g)	Workup solvent	Volume (cm ³)	Density (g ml ⁻¹)	Mass (g)
1-(3,4-dimethoxyphenyl)propan-1-one	0,33	194,00	0,0017					Formic acid	2,60	1,22	3,17			H ₂ O	5,00	1,00	5,00
NH ₂ OH·HCl	0,23	69,00	0,0034								0,00			MTBE	30,00	0,74	22,20
			#DIV/0!								0,00						0,00
			#DIV/0!								0,00						0,00
			#DIV/0!								0,00						0,00
			#DIV/0!								0,00						0,00
			#DIV/0!								0,00						0,00
Total	0,56	263,00			0,00		0,00				3,17		0,00				27,20



STEP	CUMULATIVE
Yield (%)	74,88
Conversion (%)	100,00
Selectivity (%)	74,88
AE (%)	79,47
RME (%)	47,05
PMI total (g·g ⁻¹)	117,61
PMI Reaction (g·g ⁻¹)	14,19
PMI Workup (g·g ⁻¹)	103,42
PMI RRC (g·g ⁻¹)	2,13

	Mass	MW	Mol
Product	0,263	209,00	0,0013
reactant	mass		
	0,00		

Solvents (First Pass)

Preferred solvents	water, EtOH, nBuOH, AcOipr, AcOnBu, PhOMe, MeOH, tBuOH, BnOH, ethylene glycol, acetone, MEK, MIBK, AcOEt, sulfolane	List solvents below
		H ₂ O
Problematic solvents: (acceptable only if substitution does not offer advantages)	DMSO, cyclohexanone, DMPU, AcOH, Ac ₂ O, Acetonitrile, AcOMe, THF, heptane, Me-cyclohexane, toluene, xylene, MTBE, cyclohexane, chlorobenzene, formic acid, pyridine, Me-THF	Formic acid MTBE
Hazardous solvents: These solvents have significant health and/or safety concerns.	dioxane, pentane, TEA, diisopropyl ether, DME, DCM, DMF, DMA, NMP, methoxyethanol, hexane	
Highly hazardous solvents: The solvents which are agreed not to be used, even in screening	Et ₂ O, Benzene, CCl ₄ , chloroform, DCE, nitromethane, CS ₂ , HMPA	

Experimental: [JBO-1372]

A 50 mL round bottomed flask, equipped with a magnetic stirring bar and a condenser, was charged with the crude mixture from Step 2 containing 1-(3,4-dimethoxyphenyl)propan-1-one (**3a**, around 1.68 mmol, 1.0 eq.), hydroxylammonium chloride (234 mg, 3.37 mmol, 2.0 eq.) and formic acid (2.6 mL). The reaction mixture was stirred at 80 °C for 6 h, cooled down to room temperature, diluted with H₂O (5 mL) and extracted with MTBE (3×10 mL). The organic layers were combined and concentrated under reduced pressure in order to afford a black oil.

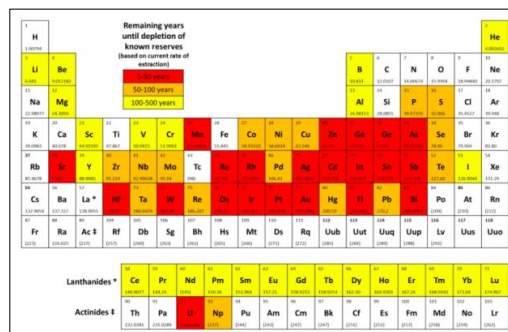
Catalyst/enzyme (First Pass)

	Tick
Catalyst or enzyme used, or reaction takes place without any catalyst/reagents.	Green Flag
Use of stoichiometric quantities of reagents	Amber Flag
Use of reagents in excess	Red Flag X

	Tick
Facile recovery of catalyst/enzyme	Green Flag
catalyst/enzyme not recovered	Amber Flag X

Critical elements

Supply remaining	Flag colour	Note element
5-50 years	Red Flag	
50-500 years	Amber Flag	
+500 years	Green Flag	X



Energy (First Pass)

		Tick
Reaction run between 0 to 70°C	Green Flag	
Reaction run between -20 to 0 or 70 to 140°C	Amber Flag	X
Reaction run below -20 or above 140°C	Red Flag	

Batch/flow

		Tick
Flow	Green Flag	
Batch	Amber Flag	X

		Tick
Reaction run at reflux	Red Flag	
Reaction run 5°C or more below the solvent boiling point	Green Flag	X

Work Up

		List
quenching filtration centrifugation crystallisation Low temperature distillation/evaporation/ sublimation (< 140 °C at atmospheric pressure) solvent exchange, quenching into aqueous solvent	Green Flag	
chromatography/ion exchange high temperature multiple recrystallisation	Red Flag	Extraction

Health & safety

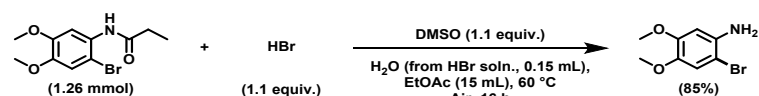
	List substances and H-codes	List substances and H-codes	List substances and H-codes
Highly explosive	Red Flag H200, H201, H202, H203	Amber Flag H205, H220, H224	Green Flag If no red or amber flagged H codes present then green flag
Explosive thermal runaway	H230, H240, H250	H241	
Toxic	H300, H310, H330	H301, H311, H331,	
Long Term toxicity	H340, H350, H360, H370, H372	H341, H351, H361, H371, H373	
Environmental implications	H400, H410, H411, H420	H401, H412	

Use of chemicals of environmental concern	List substances of very high concern
Chemical identified as Substances of Very High Concern by ChemSec which are utilised	Red Flag

• Step 4

Yield, AE, RME, MI/PMI and OE

Reactant (Limiting Reactant First)	Mass (g)	MW	Mol	Catalyst	Mass (g)	Reagent	Mass (g)	Reaction solvent	Volume (cm ³)	Density (g ml ⁻¹)	Mass (g)	Work up chemical	Mass (g)	Workup solvent	Volume (cm ³)	Density (g ml ⁻¹)	Mass (g)
<i>N</i> -(3,4-dimethoxyphenyl)propionamide	0,263	209,11	0,0013			DMSO	0,11	H ₂ O (HBr)	0,12	1,00	0,12	MgSO ₄	1,26	H ₂ O	15,00	1,00	15,00
HBr	0,112	80,91	0,0014					EtOAc	5,00	0,90	4,51						
Total	0,38	290,02			0,00		0,11				4,63		1,26				15,00



	STEP	CUMULATIVE
Yield (%)	94,57	42,52
Conversion (%)	100,00	/
Selectivity (%)	94,57	/
AE (%)	98,97	44,55
RME (%)	91,09	12,85
PMI total (g·g ⁻¹)	62,50	268,58
PMI Reaction (g·g ⁻¹)	14,96	97,90
PMI Workup (g·g ⁻¹)	47,54	170,68
PMI RRC (g·g ⁻¹)	1,42	8,79

	Mass	MW	Mol
Product	0,342	287,02	0,0012
reactant	mass	0,00	

Solvents (First Pass)

Preferred solvents	water, EtOH, nBuOH, AcOipr, AcOnBu, PhOMe, MeOH, tBuOH, BnOH, ethylene glycol, acetone, MEK, MIBK, AcOEt, sulfolane	List solvents below
Problematic solvents: (acceptable only if substitution does not offer advantages)	DMSO, cyclohexanone, DMPU, AcOH, Ac2O, Acetonitrile, AcOMe, THF, heptane, Me-cyclohexane, toluene, xylene, MTBE, cyclohexane, chlorobenzene, formic acid, pyridine, Me-THF	EtOAc H ₂ O
Hazardous solvents: These solvents have significant health and/or safety concerns.	dioxane, pentane, TEA, diisopropyl ether, DME, DCM, DMF, DMA, NMP, methoxyethanol, hexane	
Highly hazardous solvents: The solvents which are agreed not to be used, even in screening	Et ₂ O, Benzene, CCl ₄ , chloroform, DCE, nitromethane, CS ₂ , HMPA	

Experimental: [JBO-1373]

A 50 mL round bottomed flask, equipped with a magnetic stirring bar and a condenser, was charged with the crude mixture from Step 3 containing *N*-(3,4-dimethoxyphenyl)propionamide (**4a**, around 1.26 mmol, 1.0 eq.), DMSO (99 µL, 1.39 mmol, 1.1 eq.), aqueous solution of HBr 48% (156 µL, 1.39 mmol, 1.1 eq.) and EtOAc (5 mL). The reaction mixture was stirred at 60 °C for 16 h, cooled down to room temperature and washed with water (3x5 mL). The organic layer is dried with MgSO₄, filtered and concentrated under reduced pressure in order to afford a black oil.

Catalyst/enzyme (First Pass)

	Green Flag	Amber Flag	Red Flag	Tick
Catalyst or enzyme used, or reaction takes place without any catalyst/reagents.	Green Flag			X
Use of stoichiometric quantities of reagents	Amber Flag			
Use of reagents in excess	Red Flag			

	Green Flag	Amber Flag	Red Flag	Tick
Facile recovery of catalyst/enzyme	Green Flag			
catalyst/enzyme not recovered	Amber Flag			X

Critical elements

Supply remaining	Flag colour	Note element
5-50 years	Red Flag	
50-500 years	Amber Flag	S
+500 years	Green Flag	

Remaining years until depletion of known reserves (based on current rate of extraction)

Less than 5 years

5-50 years

50-500 years

More than 500 years

Energy (First Pass)

Reaction run between 0 to 70°C	Green Flag	Tick
Reaction run between -20 to 0 or 70 to 140°C	Amber Flag	
Reaction run below -20 or above 140°C	Red Flag	

Batch/flow

Flow	Green Flag	Tick
Batch	Amber Flag	X

Reaction run at reflux	Red Flag	Tick
Reaction run 5°C or more below the solvent boiling point	Green Flag	X

Work Up

quenching filtration centrifugation crystallisation Low temperature distillation/evaporation/ sublimation (< 140 °C at atmospheric pressure)	Green Flag	List
solvent exchange, quenching into aqueous solvent	Amber Flag	Extraction
chromatography/ion exchange high temperature multiple recrystallisation	Red Flag	

Health & safety

	Red Flag	Amber Flag	Green Flag	List substances and H-codes	List substances and H-codes	List substances and H-codes
Highly explosive	H200, H201, H202, H203	H205, H220, H224	If no red or amber flagged H codes present then green flag			
Explosive thermal runaway	H230, H240, H250	H241				
Toxic	H300, H310, H330	H301, H311, H331,				
Long Term toxicity	H340, H350, H360, H370, H372	H341, H351, H361, H371, H373				
Environmental implications	H400, H410, H411, H420	H401, H412				

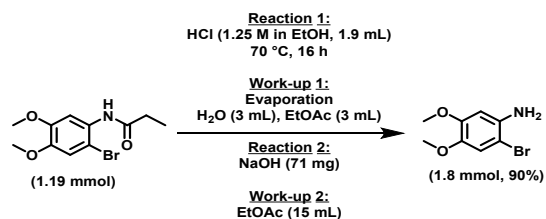
Use of chemicals of environmental concern

Chemical identified as Substances of Very High Concern by ChemSec which are utilised	Red Flag	List substances of very high concern
--------------------------------------------------------------------------------------	----------	--------------------------------------

• Step 5

Yield, AE, RME, MI/PMI and OE

Reactant (Limiting Reactant First)	Mass (g)	MW	Mol	Catalyst	Mass (g)	Reagent	Mass (g)	Reaction solvent	Volume (cm ³)	Density (g ml ⁻¹)	Mass (g)	Work up chemical	Mass (g)	Workup solvent	Volume (cm ³)	Density (g ml ⁻¹)	Mass (g)
<i>N</i> -(2-bromo-4,5-dimethoxyphenyl)propionamide	0,342	287,02	0,0012			NaOH	0,07		1,79	0,79	1,42	MgSO ₄	1,19	EtOAc	3,00	0,90	2,71
HCl	0,087	36,46	0,0024					H ₂ O	3,00	1,00	3,00			EtOAc	15,00	0,90	13,53
Total	0,43	323,48			0,00		0,07				4,42		1,19				16,24



STEP	CUMULATIVE
Yield (%)	61,40 26,11
Conversion (%)	100,00 /
Selectivity (%)	61,40 /
AE (%)	71,41 33,93
RME (%)	39,40 6,15
PMI total (g·g ⁻¹)	132,21 673,71
PMI Reaction (g·g ⁻¹)	29,09 225,19
PMI Workup (g·g ⁻¹)	103,12 448,52
PMI RRC (g·g ⁻¹)	2,96 18,71

	Mass	MW	Mol
Product	0,169	230,99	0,0007
	mass		
reactant	0,00		

Solvents (First Pass)

Preferred solvents	water, EtOH, nBuOH, AcOipr, AcOnBu, PhOMe, MeOH, tBuOH, BnOH, ethylene glycol, acetone, MEK, MIBK, AcOEt, sulfolane	List solvents below
Problematic solvents: (acceptable only if substitution does not offer advantages)	DMSO, cyclohexanone, DMPU, AcOH, Ac ₂ O, Acetonitrile, AcOMe, THF, heptane, Me-cyclohexane, toluene, xylene, MTBE, cyclohexane, chlorobenzene, formic acid, pyridine, Me-THF	EtOH H ₂ O EtOAc
Hazardous solvents: These solvents have significant health and/or safety concerns.	dioxane, pentane, TEA, diisopropyl ether, DME, DCM, DMF, DMA, NMP, methoxyethanol, hexane	
Highly hazardous solvents: The solvents which are agreed not to be used, even in screening	Et ₂ O, Benzene, CCl ₄ , chloroform, DCE, nitromethane, CS ₂ , HMPA	

Experimental: [JBO-1374]

A 50 mL round bottomed flask, equipped with a magnetic stirring bar and a condenser, was charged with the crude mixture from Step 4 containing *N*-(2-bromo-4,5-dimethoxyphenyl)propionamide (**10**, around 1.19 mmol, 1.0 eq.) and a 1.25 M HCl solution in ethanol (1.90 mL, 2.37 mmol, 2.0 eq.). The reaction mixture was stirred at 70 °C for 24 h, cooled down to room temperature and concentrated under reduced pressure. The crude mixture containing 2-bromo-3,4-dimethoxyaniline as a hydrochloride (**7**-HCl) was diluted with H₂O (3 mL), washed with EtOAc (3 mL) in order to remove organic by-products. NaOH (71 mg, 1.78 mmol, 1.5 eq.) was added to the aqueous layer and this layer was extracted with EtOAc (3x5 mL). The organic layers were combined and concentrated under reduced pressure in order to afford 2-bromo-4,5-dimethoxyaniline (**7**) as a brown powder (169 mg, 0.73 mmol, 26% over 5 steps).

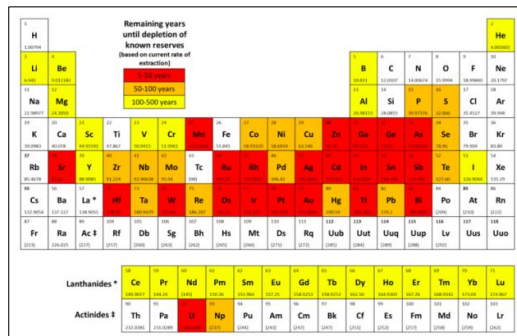
Catalyst/enzyme (First Pass)

	Green Flag	Amber Flag	Red Flag	Tick
Catalyst or enzyme used, or reaction takes place without any catalyst/reagents.				X
Use of stoichiometric quantities of reagents				
Use of reagents in excess				

	Green Flag	Amber Flag	Red Flag	Tick
Facile recovery of catalyst/enzyme				
catalyst/enzyme not recovered				X

Critical elements

Supply remaining	Flag colour	Note element
5-50 years	Red Flag	
50-500 years	Amber Flag	
+500 years	Green Flag	X



Energy (First Pass)

Reaction run between 0 to 70°C	Green Flag	Tick
Reaction run between -20 to 0 or 70 to 140°C	Amber Flag	X
Reaction run below -20 or above 140°C	Red Flag	

Batch/flow

Flow	Green Flag	Tick
Batch	Amber Flag	X

Reaction run at reflux	Red Flag	Tick
Reaction run 5°C or more below the solvent boiling point	Green Flag	X

Work Up

quenching filtration centrifugation crystallisation Low temperature distillation/evaporation/ sublimation (< 140 °C at atmospheric pressure) solvent exchange, quenching into aqueous solvent	Green Flag	Quenching
chromatography/ion exchange high temperature multiple recrystallisation	Amber Flag	Extraction
	Red Flag	

Health & safety

	Red Flag	Amber Flag	Green Flag	List substances and H-codes	List substances and H-codes	List substances and H-codes
Highly explosive	H200, H201, H202, H203	H205, H220, H224	If no red or amber flagged H codes present then green flag			H ₂ O EtOH NaOH HCl
Explosive thermal runaway	H230, H240, H250	H241				
Toxic	H300, H310, H330	H301, H311, H331,				
Long Term toxicity	H340, H350, H360, H370, H372	H341, H351, H361, H371, H373			CH ₂ Cl ₂ : H351	
Environmental implications	H400, H410, H411, H420	H401, H412				

Use of chemicals of environmental concern

Chemical identified as Substances of Very High Concern by ChemSec which are utilised	Red Flag	List substances of very high concern
-----------------------------------------------------------------------------------------	----------	--------------------------------------

23 References

1. Zhao, S.; Abu-Omar, M. M., Biobased Epoxy Nanocomposites Derived from Lignin-Based Monomers. *Biomacromolecules* **2015**, *16* (7), 2025-31, DOI 10.1021/acs.biomac.5b00670.
2. Lee, M.; Sanford, M. S., Remote C(sp³)–H Oxygenation of Protonated Aliphatic Amines with Potassium Persulfate. *Org. Lett.* **2017**, *19* (3), 572-575, DOI 10.1021/acs.orglett.6b03731.
3. Yang, C.-T.; Zhang, Z.-Q.; Liu, Y.-C.; Liu, L., Copper-Catalyzed Cross-Coupling Reaction of Organoboron Compounds with Primary Alkyl Halides and Pseudohalides. *Angewandte Chemie International Edition* **2011**, *50* (17), 3904-3907, DOI 10.1002/anie.201008007.
4. Joshi, B. P.; Sharma, A.; Sinha, A. K., Microwave- and ultrasound-assisted semisynthesis of natural methoxylated propiophenones from isomeric mixture of phenylpropenes in minutes. *Can. J. Chem.* **2005**, *83* (10), 1826-1832, DOI 10.1139/V05-185.
5. Aksenov, A. V.; Aksenov, N. A.; Nadein, O. N.; Aksenova, I. V., Nitroethane in Polyphosphoric Acid: A New Reagent for Acetamidation and Amination of Aromatic Compounds. *Synlett* **2010**, *2010* (17), 2628-2630, DOI 10.1055/s-0030-1258767.
6. Patel, B. K.; Ghosh, H.; Baneerjee, A.; Rout, S. K., A convenient one-pot synthesis of amines from aldoximes mediated by Koser's reagent. *Arkivoc* **2011**, *2011* (2), 209, DOI 10.3998/ark.5550190.0012.216.
7. Bourguignon, J.-J.; Lagouge, Y.; Lugnier, C.; Klotz, E.; Macher, J.-P.; Raboisson, P.; Schultz, D. Preparation of benzodiazepinones as cyclic nucleotide phosphodiesterase (particularly PDE4) inhibitors useful as antiinflammatories. WO2002098865A2, 2002.
8. Marzaro, G.; Guiotto, A.; Pastorini, G.; Chilin, A., A novel approach to quinazolin-4(3*H*)-one via quinazoline oxidation: an improved synthesis of 4-anilinoquinazolines. *Tetrahedron* **2010**, *66* (4), 962-968, DOI 10.1016/j.tet.2009.11.091.
9. Liu, J.; Wu, K.; Shen, T.; Liang, Y.; Zou, M.; Zhu, Y.; Li, X.; Li, X.; Jiao, N., Fe-Catalyzed Amination of (Hetero)Arenes with a Redox-Active Aminating Reagent under Mild Conditions. *Chemistry – A European Journal* **2017**, *23* (3), 563-567, DOI 10.1002/chem.201605476.

10. Mampuys, P.; Neumann, H.; Sergeyev, S.; Orru, R. V. A.; Jiao, H.; Spannenberg, A.; Maes, B. U. W.; Beller, M., Combining Isocyanides with Carbon Dioxide in Palladium-Catalyzed Heterocycle Synthesis: *N*3-Substituted Quinazoline-2,4(1*H*,3*H*)-diones via a Three-Component Reaction. *ACS Catal.* **2017**, 7 (8), 5549-5556, DOI 10.1021/acscatal.7b01503.
11. McElroy, C. R.; Constantinou, A.; Jones, L. C.; Summerton, L.; Clark, J. H., Towards a holistic approach to metrics for the 21st century pharmaceutical industry. *Green Chem.* **2015**, 17 (5), 3111-3121, DOI 10.1039/c5gc00340g.
12. Prat, D.; Wells, A.; Hayler, J.; Sneddon, H.; McElroy, C. R.; Abou-Shehada, S.; Dunn, P. J., CHEM21 selection guide of classical- and less classical-solvents. *Green Chem.* **2016**, 18 (1), 288-296, DOI 10.1039/c5gc01008j.
13. CHEM21 Metrics Toolkit. <https://www.chem21.eu/project/metrics-toolkit/> (accessed November 2018).
14. Van den Bosch, S.; Schutyser, W.; Vanholme, R.; Driessen, T.; Koelewijn, S. F.; Renders, T.; De Meester, B.; Huijgen, W. J. J.; Dehaen, W.; Courtin, C. M.; Lagrain, B.; Boerjan, W.; Sels, B. F., Reductive lignocellulose fractionation into soluble lignin-derived phenolic monomers and dimers and processable carbohydrate pulps. *Energy Environ. Sci.* **2015**, 8 (6), 1748-1763, DOI 10.1039/C5EE00204D.
15. Spano, G.; Ramello, S.; Girotti, G.; Rivetti, F.; Carati, A. Catalysts for alkylated aromatic hydrocarbon preparation through alkylation and/or transalkylation of aromatic compounds. WO2006002805A1, 2006.
16. Hock, H.; Lang, S., Autoxydation von Kohlenwasserstoffen, IX. Mitteil.: Über Peroxyde von Benzol-Derivaten. *Chem. Ber.* **1944**, 77 (3-4), 257-264, DOI 10.1002/cber.19440770321.
17. Bartkowiak, H.; Haase, B.; Hofmann, R.; Naumann, H. J.; Raue, B. Process for cumene hydroperoxide manufacture by cumene oxidation with reduced energy consumption by efficient heat of formation exchange. DD258531A3, 1988.

18. Kharasch, M. S.; Fono, A.; Nudenberg, W., The Chemistry of Hydroperoxides I. The Acid-Catalyzed Decomposition of α,α -Dimethylbenzyl (α -Cumyl) Hydroperoxide. *J. Org. Chem.* **1950**, *15* (4), 748-752, DOI 10.1021/jo01150a005.
19. Umemura, S.; Takamitsu, N.; Hamamoto, T.; Kuroda, N. Process for preparing dihydric phenol derivatives. US4078006A, 1978.
20. Fiege, H.; Voges, H.-W.; Hamamoto, T.; Umemura, S.; Iwata, T.; Miki, H.; Fujita, Y.; Buysch, H.-J.; Garbe, D.; Paulus, W., Phenol Derivatives. In *Ullmann's Encyclopedia of Industrial Chemistry*, Wiley-VCH Verlag GmbH & Co. KGaA: 2000, DOI 10.1002/14356007.a19_313.
21. Lui, M. Y.; Lokare, K. S.; Hemming, E.; Stanley, J. N. G.; Perosa, A.; Selva, M.; Masters, A. F.; Maschmeyer, T., Microwave-assisted methylation of dihydroxybenzene derivatives with dimethyl carbonate. *RSC Adv.* **2016**, *6* (63), 58443-58451, DOI 10.1039/c6ra09841j.
22. Stuart, J. G.; Khora, S.; McKenney, J. D.; Castle, R. N., The synthesis of dimethoxy- and trimethoxy[1]benzothieno[2,3-*c*]quinolines. *J. Heterocycl. Chem.* **1987**, *24* (6), 1589-1594, DOI 10.1002/jhet.5570240617.
23. Arnold, L. D.; Foreman, K. W.; Werner, D. S. Preparation of 4*H*-benzo[*f*][1,2,4]triazolo[4,3-*a*][1,4]diazepine derivatives as bromodomain ligands capable of dimerizing in an aqueous solution, and methods of using same. WO2013033270A2, 2013.
24. Lopez-Tapia, F.; Walker, K. A.; Brotherton-Pleiss, C.; Caroon, J.; Nitzan, D.; Lowrie, L.; Gleason, S.; Zhao, S. H.; Berger, J.; Cockayne, D.; Phippard, D.; Suttman, R.; Fitch, W. L.; Bourdet, D.; Rege, P.; Huang, X.; Broadbent, S.; Dvorak, C.; Zhu, J.; Wagner, P.; Padilla, F.; Loe, B.; Jahangir, A.; Alker, A., Novel Series of Dihydropyridinone P2X7 Receptor Antagonists. *J. Med. Chem.* **2015**, *58* (21), 8413-26, DOI 10.1021/acs.jmedchem.5b00365.
25. Samel, U.-R.; Kohler, W.; Gamer, A. O.; Keuser, U., Propionic acid and derivatives. In *Ullmann's Encyclopedia of Industrial Chemistry*, Wiley-VCH: 2011, DOI 10.1002/14356007.a22_223.pub2.
26. ChemSec SIN LIST. <http://sinlist.chemsec.org/> (accessed November 15, 2018).

27. Kreye, O.; Over, L. C.; Nitsche, T.; Lange, R. Z.; Meier, M. A. R., Organic carbonates: sustainable and environmentally-friendly ethylation, allylation, and benzylation reagents. *Tetrahedron* **2015**, *71* (2), 293-300, DOI 10.1016/j.tet.2014.11.053.