

Supporting Information

4D Printing of Digital Shape Memory Polymer with Tunable High Performance

Yue Zhang, Limei Huang, Huijie Song, Chujun Ni, Jingjun Wu, Qian Zhao, Tao Xie**

State Key Laboratory of Chemical Engineering, College of Chemical and Biological
Engineering, Zhejiang University, 38 Zheda Road, Hangzhou, 310027, P. R. China

*E-mail: jingjun_wu@126.com

*E-mail: taoxie@zju.edu.cn

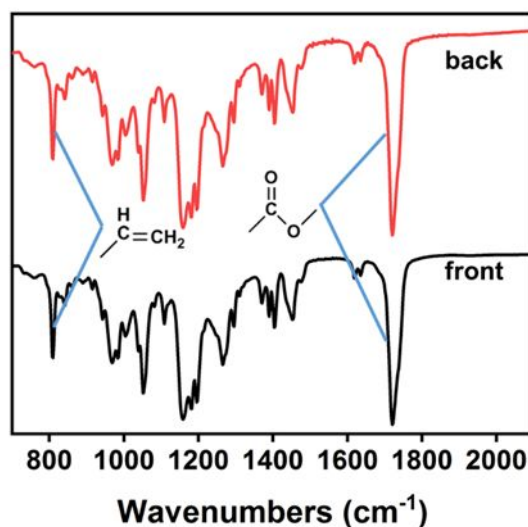


Figure S1. Representative ATR-IR spectra of front and back sides (exposure time: 18 s).

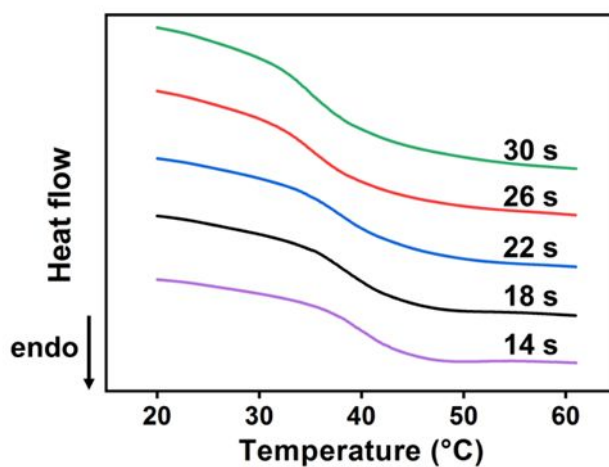


Figure S2. Differential scanning calorimetry (DSC) curves corresponding to samples in Figure 2c. DSC was conducted by using TA Q200. The samples were heated to 100 °C in the first heating process, and then cooled to -30 °C, finally heated to 100 °C again in the second heating process. The glass transition temperature is calculated by TA Universal Analysis using the curves of second heating process. All the heating and cooling processes were at a rate of 10 °C/min.

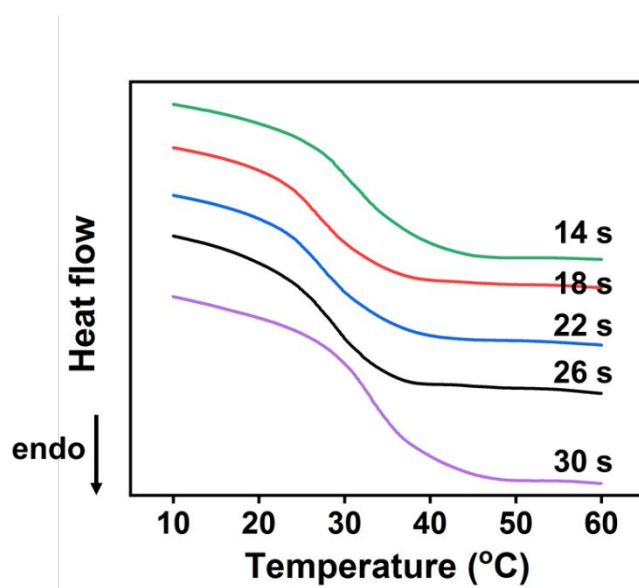


Figure S3. DSC curves for the samples with a comonomer ratio of 0.62, which T_g s ranging from 26.5 to 32.7 °C. The test and calculation method is the same as Fig S2.

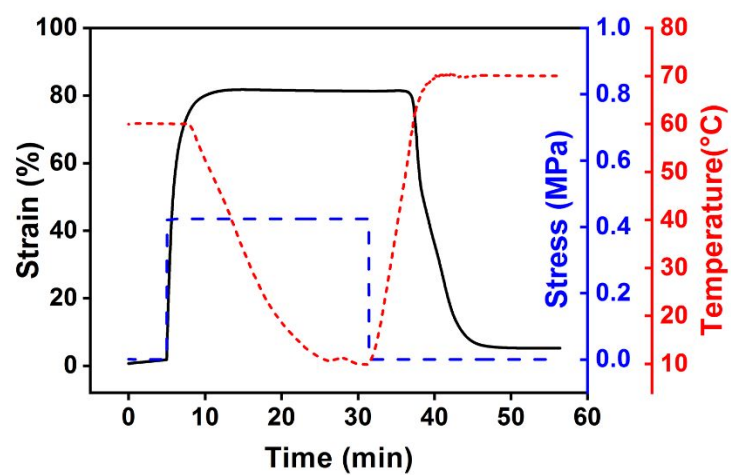


Figure S4. DMA curve for the sample with exposure time 22 s.

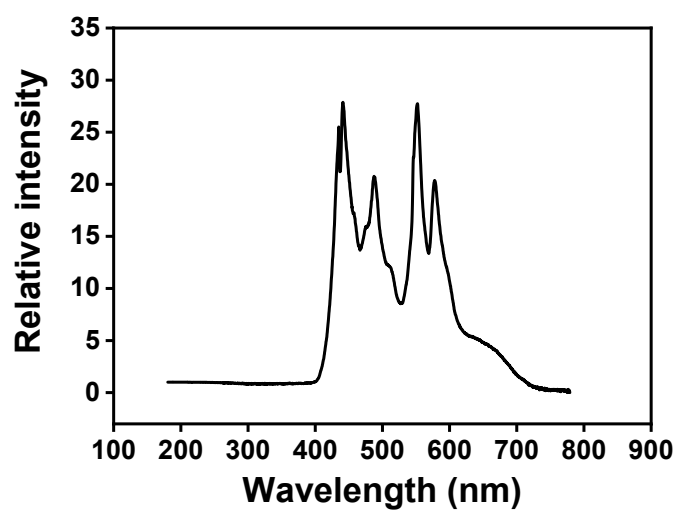


Figure S5. Wavelength distribution for the projector used in this study.