

## **Supporting Information**

### **Self-Assembled Regenerated Silk Fibroin Microsphere-Embedded Fe<sub>3</sub>O<sub>4</sub>**

### **Magnetic Nanoparticles for Immobilization of Zymolyase**

Menglin Xiao, Shanshan Lv\*

State Key Laboratory of Organic-Inorganic Composite Materials, Beijing University of Chemical

Technology, 15 BeisanhuanDong Road, Chaoyang District, Beijing 100029, China

\*Corresponding Author: E-mail: lvshanshan@mail.buct.edu.cn.

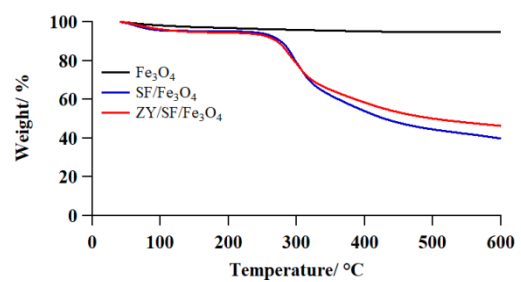


Figure S1. TGA analysis of Fe<sub>3</sub>O<sub>4</sub>, SF/Fe<sub>3</sub>O<sub>4</sub>, and ZY/SF/Fe<sub>3</sub>O<sub>4</sub>, showing that the coating efficiency of

SF on SF/Fe<sub>3</sub>O<sub>4</sub> was ~55%.

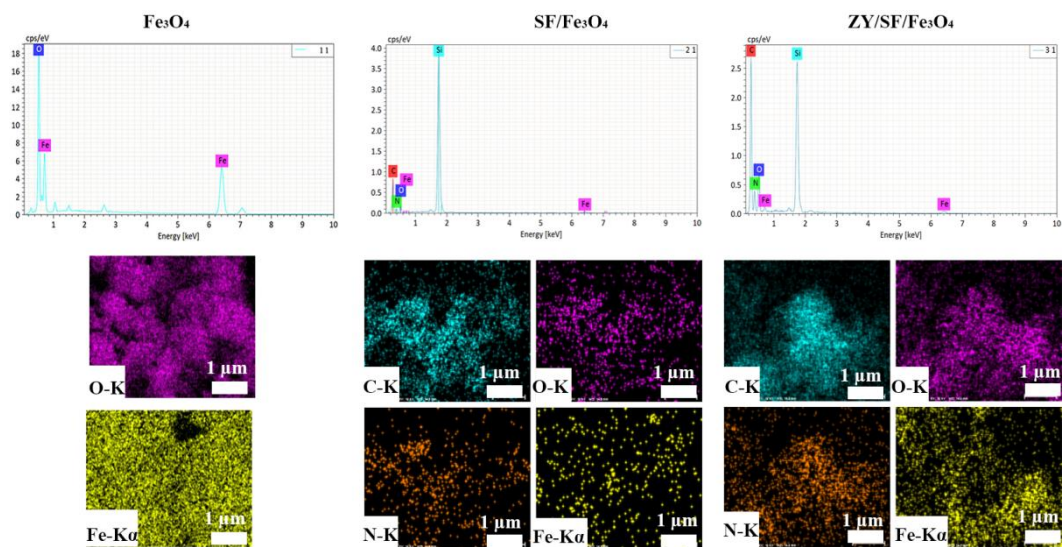


Figure S2. EDS mapping of  $\text{Fe}_3\text{O}_4$ ,  $\text{SF}/\text{Fe}_3\text{O}_4$  and  $\text{ZY}/\text{SF}/\text{Fe}_3\text{O}_4$ .

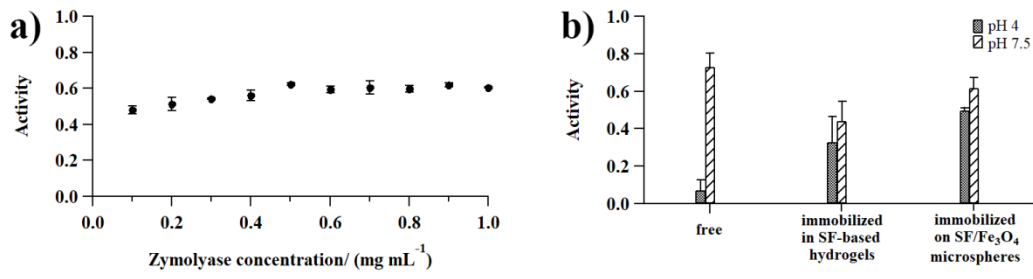


Figure S3. Enzymolysis assays. a) Activity of free zymolyase at different enzyme concentrations. b) Activity of free and immobilized zymolyase in different immobilization methods.