

ACS Omega Supporting Information

The relative position and relative rotation in supramolecular systems through the analysis of the principal axes of inertia: ferrocene/cucurbit[7]uril and ferrocenyl azide/ β -Cyclodextrin case studies

Cleber P. A. Anconi*

Laboratório de Química Fundamental (LQF). Departamento de Química. Universidade Federal de Lavras, 37200-900, Brazil

*E-mail: cleberanconi@ufla.br

Tables of contents:

QTAIM molecular graph for 7' FcN ₃ @βCD'	Figure S1	S3
QTAIM molecular graph for 2' Fc@CB[7]	Figure S2	S4
QTAIM Topological parameters for 7' FcN ₃ @βCD	Table S1	S5
QTAIM Topological parameters for 2' Fc@CB[7]	Table S2	S6
NCI Plot for 2' Fc@CB[7] and 7' FcN ₃ @βCD	Figure S3	S7
NBO relevant data for 7' FcN ₃ @βCD	Table S3	S8
Electron density at BCP, and BE for HB in 7' FcN ₃ @βCD	Table S4	S8
X-Ray Crystallographic geometries of CB[7] for comparison	Figure S4	S9

Figure S1. QTAIM molecular graph at B3LYP/6-31G(d) level of theory for the 7' FcN₃ @ β CD compound. Lines represent different stabilizing interactions. Points represent (3,-1) critical points.

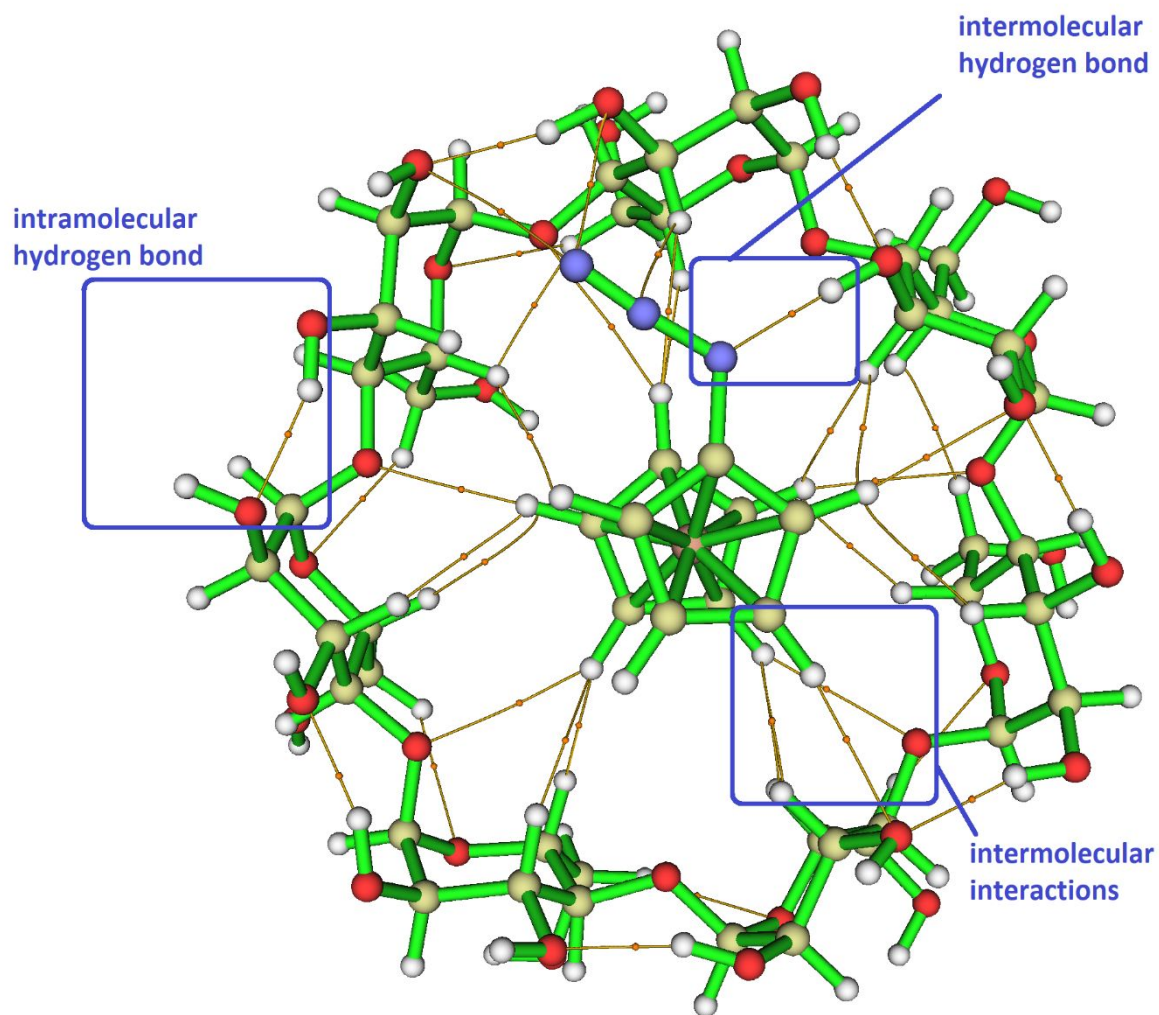


Figure S2. QTAIM molecular graph at B3LYP/6-31G(d) level of theory for 2' Fc@CB[7]. Lines represent different stabilizing interactions. Points represent (3,-1) critical points.

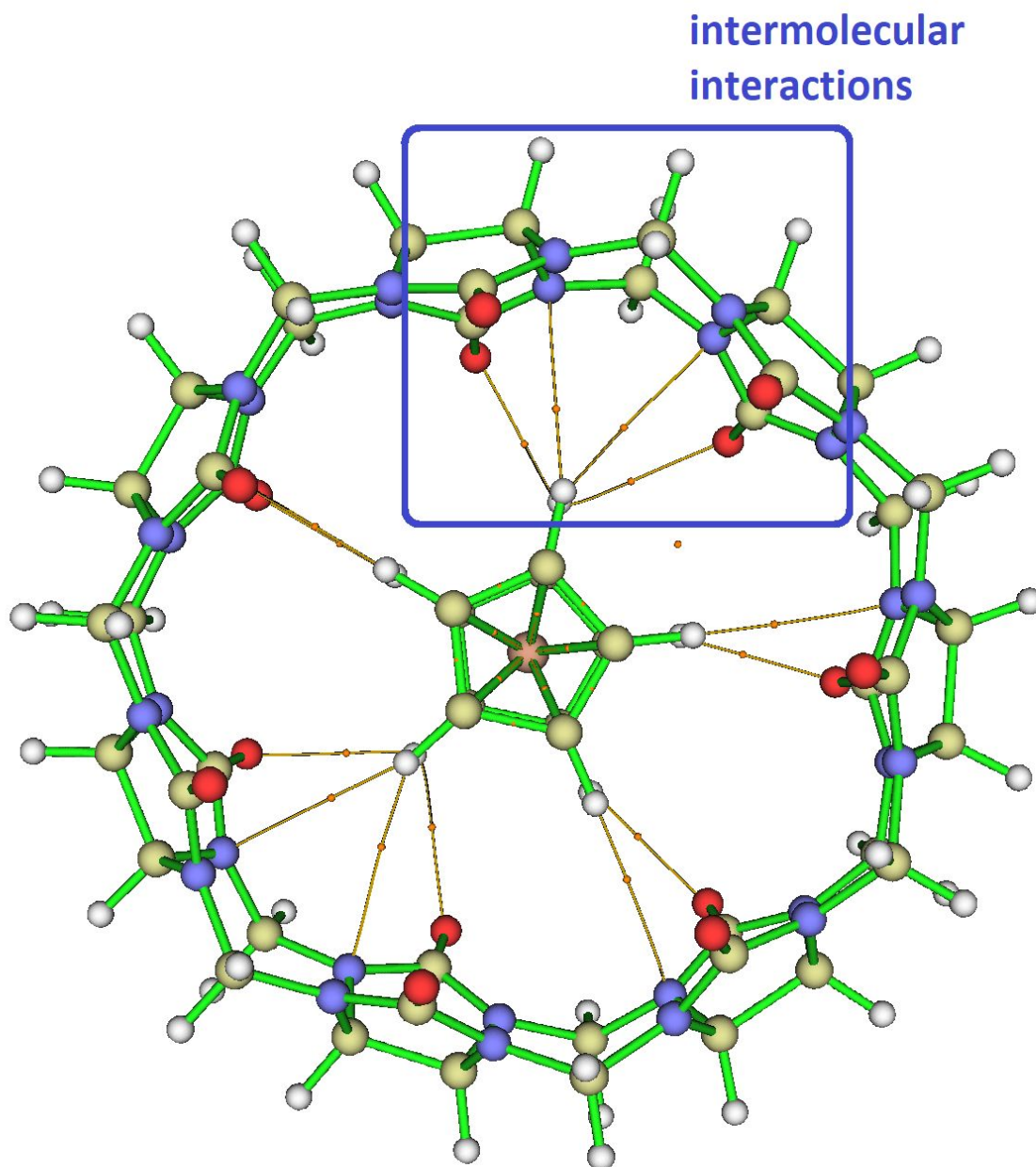


Table S1. Topological parameters for 7' FcN₃@βCD calculated by the quantum theory of atoms in molecules (QTAIM). All values are in atomic units.

Description	CP	$\rho(r)$	$\nabla^2\rho(r)$	$H(r)$
Intermolecular HB	N2...H68-O67 (CP362)	0.02768	0.08016	-0.00520
βCD intramolecular HB	O41...H52-O51 (CP193)	0.02648	0.07860	-0.00155
βCD intramolecular HB	O43...H36-O35 (CP218)	0.02802	0.08528	-0.00133
βCD intramolecular HB	O37...H25-O24 (CP318)	0.02854	0.08532	-0.00151
βCD intramolecular HB	O26...H74-O73 (CP430)	0.02351	0.07457	-0.00079
βCD intramolecular HB	O65...H76-O75 (CP449)	0.02740	0.08816	-0.00084
βCD intramolecular HB	O49...H60-O59 (CP250)	0.02440	0.07324	-0.00124
βCD intramolecular HB	O67...H58-O57 (CP379)	0.02753	0.07844	-0.00185
Intermolecular H...H	H92...H21 (CP347)	0.00374	0.01189	+0.00083
Intermolecular H...H	H88...H21 (CP352)	0.00409	0.01479	+0.00099
Intermolecular R ₂ O...H	R ₂ O28...H21 (CP368)	0.00498	0.01915	+0.00095
Covalent (βCD)	C149-C147 (CP422)	0.25911	-0.62894	-0.21378
Covalent (βCD)	C147-O65 (CP436)	0.25274	-0.45332	-0.35555
Covalent (βCD)	O65-H66 (CP439)	0.34060	-1.79181	-0.50836
Covalent (FcN ₃)	H19-C18 (CP284)	0.27789	-0.97895	-0.27928
Covalent (FcN ₃)	C5-C6 (CP329)	0.28921	-0.69917	-0.27249
Covalent (FcN ₃)	C5-N2 (CP342)	0.27477	-0.78859	-0.37556
Covalent (FcN ₃)	N2-N3 (CP331)	0.43444	-0.89231	-0.56531
Iron...Carbon (FcN ₃)	C18-Fe1 (CP309)	0.08679	0.27079	-0.02700
Iron...Carbon (FcN ₃)	Fe1-C5 (CP334)	0.08776	0.27317	-0.02779

$\rho(r)$: electron density; $\nabla^2\rho(r)$: Laplacian; $H(r)$: Total electron density; HB: hydrogen bond

Table S2. Topological parameters for 2' FcN@CB[7] calculated by the quantum theory of atoms in molecules (QTAIM). All values are in atomic units.

Description	CP	$\rho(r)$	$\nabla^2\rho(r)$	$H(r)$
Intermolecular (included ring)	C93...H13 (CP255)	0.00292	0.01131	+0.00076
Intermolecular (included ring)	N51...H15 (CP201)	0.00387	0.01271	+0.00062
Intermolecular (included ring)	N54...H15 (CP198)	0.00287	0.01021	+0.00057
Intermolecular (included ring)	N58...H17 (CP230)	0.00390	0.01278	+0.00063
Intermolecular (included ring)	N63...H19 (CP322)	0.00390	0.01277	+0.00063
Intermolecular (included ring)	N39...H21 (CP346)	0.00288	0.01021	+0.00057
Intermolecular (included ring)	N42...H21 (CP335)	0.00383	0.01260	+0.00062
Intermolecular (outside ring)	O29...H9 (CP221)	0.00796	0.02939	+0.00099
Intermolecular (outside ring)	O31...H9 (CP218)	0.00581	0.02306	+0.00107
Intermolecular (outside ring)	O27...H11 (CP277)	0.00965	0.03355	+0.00077
Intermolecular (outside ring)	O23...H3 (CP354)	0.00574	0.02283	+0.00107
Intermolecular (outside ring)	O25...H3 (CP341)	0.00797	0.02941	+0.00098
Intermolecular (outside ring)	O35...H5 (CP330)	0.00918	0.03246	+0.00084
Intermolecular (outside ring)	O33...H7 (CP253)	0.00921	0.03253	+0.00083

$\rho(r)$: electron density; $\nabla^2\rho(r)$: Laplacian; $H(r)$: Total electron density

Figure S3. NCI Plots of the reduced density gradient versus the electron density multiplied by the sign of the second Hessian eigenvalue for 2' Fc@CB[7] (left) and 7' FcN₃@Bcd (right).

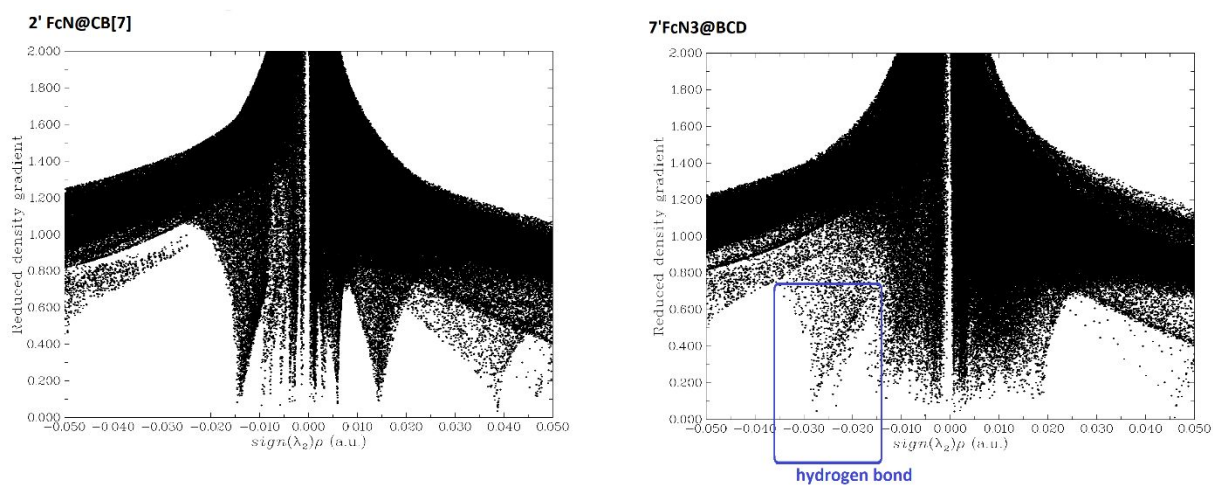


Table S3. Second-Order Perturbation Theory Analysis of Fock Matrix in NBO Basis. Electron-donor orbitals, electron-acceptor orbitals, corresponding energies, and distances.

Donor	Acceptor	$E^{(2)}$ (kcal.mol ⁻¹)	[r in Å]
Intermolecular hydrogen bond			
LP N2 (guest)	σ^* O67–H68 (β CD)	14.27	[1.97]
Intramolecular β CD hydrogen bond			
LP O41	σ^* O51–H52	3.18	[1.97]
LP O43	σ^* O35–H36	2.34	[1.92]
LP O37	σ^* O24–H25	1.96	[1.92]
LP O26	σ^* O73–H74	0.98	[1.99]
LP O65	σ^* O75–H76	4.79	[1.92]
LP O49	σ^* O59–H60	2.84	[1.98]
LP O67	σ^* O57–H58	10.47	[1.96]

Table S4. Bond Energy (BE) predicted by $\rho(r)$ (QTAIM) at BCP for neutral complexes according to Tian Lu and collaborators* for 7' FcN₃@ β CD. Level of theory: B3LYP/6-31G(d).

Description	BCP	$\rho(r_{\text{BCP}})$	BE (kcal.mol ⁻¹) [-223.08 x $\rho(r_{\text{BCP}})$ /au + 0.7423]*
Intermolecular HB	N2...H68-O67 (CP362)	0.02768	-5.43
β CD intramolecular HB	O41...H52-O51 (CP193)	0.02648	-5.16
β CD intramolecular HB	O43...H36-O35 (CP218)	0.02802	-5.51
β CD intramolecular HB	O37...H25-O24 (CP318)	0.02854	-5.62
β CD intramolecular HB	O26...H74-O73 (CP430)	0.02351	-4.50
β CD intramolecular HB	O65...H76-O75 (CP449)	0.02740	-5.37
β CD intramolecular HB	O49...H60-O59 (CP250)	0.02440	-4.70
β CD intramolecular HB	O67...H58-O57 (CP379)	0.02753	-5.40

$\rho(r)$: electron density; HB: hydrogen bond; *J. Comput. Chem., 40, 2868 (2019)

Figure S4. Superposition of the X-Ray Crystallographic geometries of the free CB[7] and the CB[7] hosts in the Fc@CB[7] experimental inclusion compounds.

