

Supporting Information

Novel N/Carbon Quantum Dots-Modified MIL-125(Ti) Composite for Enhanced Visible Light Photocatalytic Removal of NO

Meijuan Chen^{1,2,3*}, Xiaoyan Wei², Liaoliao Zhao^{2,4}, Yu Huang^{2*}, Shun-cheng Lee⁵, Wingkei Ho⁶, Kehao Chen³

¹*School of Human Settlements and Civil Engineering, Xi'an Jiaotong University, Xi'an 710049, China*

²*State Key Laboratory of Loess and Quaternary Geology (SKLLQG), Key Laboratory of Aerosol Chemistry and Physics, Institute of Earth Environment, Chinese Academy of Sciences, Xi'an 710061, China*

³*Key Laboratory of Degraded and Unused Land Consolidation Engineering, the Ministry of Natural Resources of China, Xi'an 710075, P. R. China*

⁴*School of Environmental Science and Engineering, Shaanxi University of Science and Technology, Xi'an 710021, China*

⁵*Department of Civil and Environmental Engineering, The Hong Kong Polytechnic University, Hong Kong 999077, China*

⁶*Department of Science and Environmental Studies, The Education University of Hong Kong, Hong Kong 999077, China*

Submitted to *Industrial & Engineering Chemistry Research*

***Corresponding Author:**

Dr. Meijuan Chen, E-mail address: chenmeijuan@xjtu.edu.cn, Tel: 86-29-8339 5107

Prof. Yu Huang, E-mail address: huangyu@ieecas.cn, Tel: 86-29-6233 6261

Table. S1. The obtained BET surface area, pore volume and pore size of MIL-125(Ti) and 2.5% Vol N/CM(Ti).

Materials	BET surface area (m ² /g)	Pore volume (cm ³ /g)	Pore size (Å)
MIL-125(Ti)	868.25	0.36	19.09
2.5% Vol N/CM(Ti)	1066.38	0.45	19.21

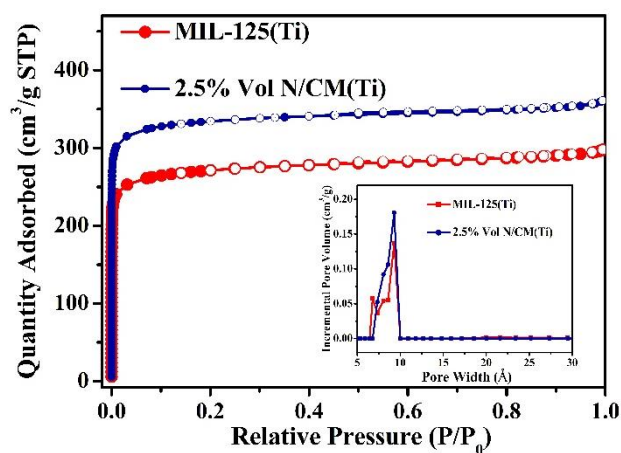


Fig. S1. N₂ adsorption-desorption isotherms of MIL-125(Ti) and 2.5 Vol% N/CM(Ti).

Inset: pore size distribution.

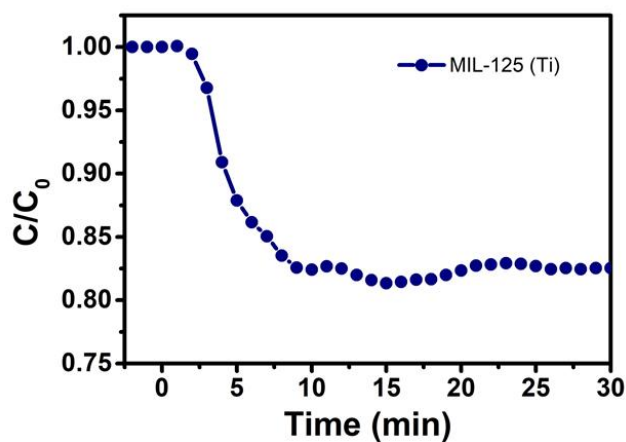


Fig. S2. The activity test of MIL-125(Ti) composite under the UV light irradiation.

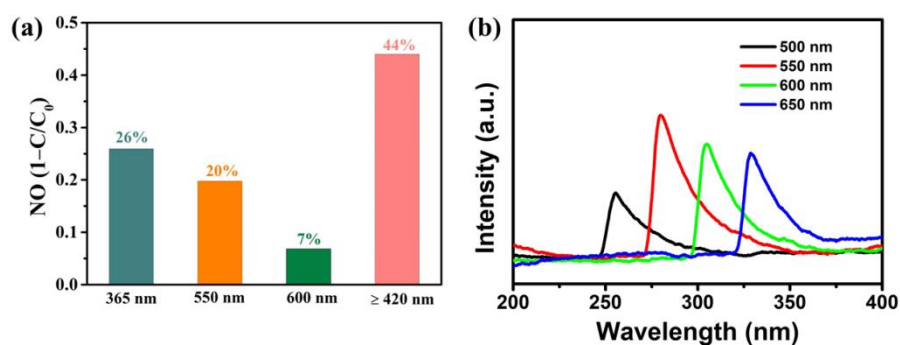


Fig. S3. (a) Activity of 2.5 Vol% N/CM(Ti) composite under light of different wavelengths: 365, ≥ 420 (420-800 nm), 550, and 600 nm. (b) The UCPL spectra of the prepared N/CQDs under 500, 550, 600, 650 nm.

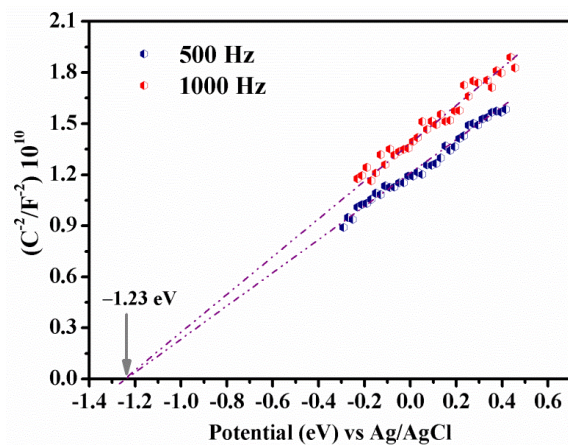


Fig. S4. Mott-Schottky plots of MIL-125(Ti) at a frequency of 500 and 1000 Hz.