

Supporting information

Structural and Morphological Transformation of Two-dimension MOF Accompanied by Controlled Preparation Using Spray Method

Sha Wang, Junchao Ma, Xu Zhai, Xuemin Zhang, Fuqiang Fan, Tieqiang Wang, Yunong Li,
Liyong Zhang and Yu Fu*

Department of Chemistry, College of Sciences, Northeastern University, Shenyang 110819, P. R.
China. *E-mail: fuyu@mail.neu.edu.cn (Y. Fu).

Contents

Figure S1. SEM image.....	S1
Figure S2. XRD patterns.....	S2
Figure S3. Reaction pathway.....	S2

SEM image

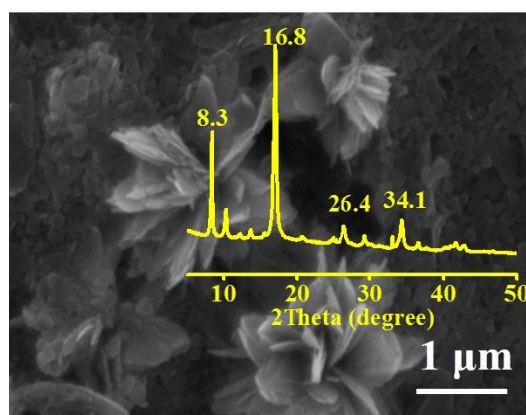


Figure S1 SEM image of the coexistence of the non-interpenetrate CuBDC twists and Cu(BDC)(DMF) nanosheets. The inset shows XRD patterns of the coexistence of the non-interpenetrate CuBDC twists and Cu(BDC)(DMF) nanosheets.

XRD patterns

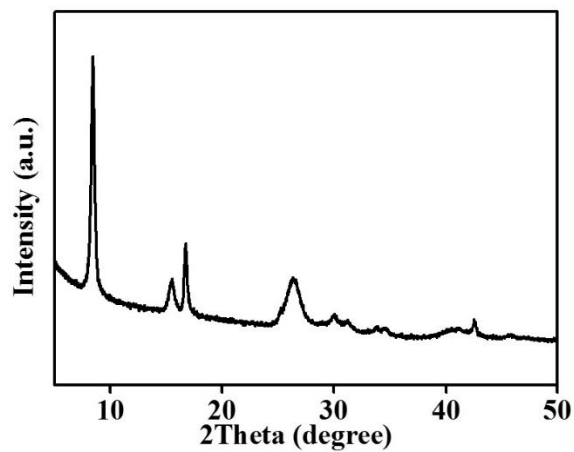


Figure S2 XRD patterns of the non-interpenetrate CuBDC prepared when acidity buffer reagents were added into H₂BDC.

Reaction pathway

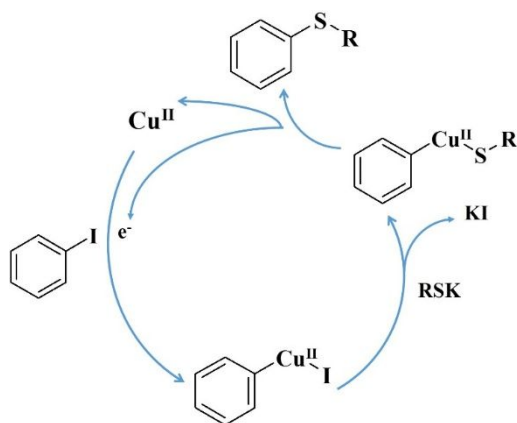


Figure S3 Proposed reaction pathway for the Cu-based MOF-catalyzed C-S cross-coupling of iodobenzene with dodecyl mercaptan in the presence of KOH, R=dodecyl.