

## Supporting Information

---

### 1 **Structural Effects of Amines in Enhancing** 2 **Methanesulfonic Acid-driven New Particle Formation**

3 Jiewen Shen<sup>1</sup>, Jonas Elm<sup>2</sup>, Hong-Bin Xie<sup>1\*</sup>, Jingwen Chen<sup>1</sup>, Junfeng Niu<sup>3</sup>, Hanna  
4 Vehkamäki<sup>4</sup>

5 <sup>1</sup>Key Laboratory of Industrial Ecology and Environmental Engineering (Ministry of  
6 Education), School of Environmental Science and Technology, Dalian University of  
7 Technology, Dalian 116024, China

8 <sup>2</sup>Department of Chemistry and iClimate, Aarhus University, Langelandsgade 140, DK-  
9 8000 Aarhus C, Denmark

10 <sup>3</sup>Research Center for Eco-environmental Engineering, Dongguan University of  
11 Technology, Dongguan 523808, China

12 <sup>4</sup>Institute for Atmospheric and Earth System Research/Physics, University of Helsinki,  
13 P.O. Box 64 (Gustaf Hällströmin katu 2a), FI-00014 Helsinki, Finland

14

15

16

17

18

19

20

*Totally, 57 pages, 11 figures and 3 tables*

21

# Supporting Information

---

22

## Contents

23	1. Basic Formula of ACDC .....	S3
24	2. Judgement of Cluster Stability.....	S3
25	3. Selection of Boundary Clusters .....	S4
26	4. Effect of Coagulation Sink Coefficient .....	S4
27	5. Energy Decomposition Analysis based on Force Field (EDA-FF) .....	S5
28	6. Table S1 .....	S7
29	7. Table S2 .....	S12
30	8. Table S3 .....	S13
31	9. Figure S1.....	S14
32	10. Figure S2.....	S14
33	11. Figure S3.....	S15
34	12. Figure S4.....	S15
35	13. Figure S5.....	S16
36	14. Figure S6.....	S16
37	15. Figure S7.....	S17
38	16. Figure S8.....	S18
39	17. Figure S9.....	S19
40	18. Figure S10.....	S19
41	19. Figure S11.....	S20
42	20. Coordinates of all optimized clusters .....	S21
43	21. References.....	S57

44

## Supporting Information

---

45 **Basic Formula of ACDC.** Briefly, the birth-death equation (Eq. (1)) is employed to  
 46 describe the time-dependent cluster distributions in ACDC simulation:

$$47 \quad \frac{dc_i}{dt} = \frac{1}{2} \sum_{j<i} \beta_{j,(i-j)} c_j c_{(i-j)} + \sum_j \gamma_{(i+j) \rightarrow i} c_{i+j} - \sum_j \beta_{i,j} c_i c_j - \frac{1}{2} \sum_{j<i} \gamma_{i \rightarrow j} c_i + Q_i - S_i \quad (1)$$

48 where subscripts ( $i, j, i-j, j-i$  and  $i+j$ ) denote different clusters or monomers in the  
 49 system,  $c_i$  denotes the number concentration of  $i$ ,  $\beta_{i,j}$  denotes the collision rate  
 50 coefficient between  $i$  and  $j$ ,  $\gamma_{(i+j) \rightarrow i}$  denotes the evaporation rate of a cluster  $i+j$  into  
 51 smaller cluster (or monomer)  $i$  and  $j$ .  $Q_i$  denotes an additional outside source term of  $i$   
 52 and  $S_i$  denotes other sink terms for  $i$ . Eq. (2) and Eq. (3) were used to calculate  $\beta_{i,j}$  and  
 53  $\gamma_{(i+j) \rightarrow i}$ , respectively.

$$54 \quad \beta_{i,j} = \left( \frac{3}{4\pi} \right)^{1/6} \left( \frac{6k_b T}{m_i} + \frac{6k_b T}{m_j} \right)^{1/2} \left( V_i^{1/3} + V_j^{1/3} \right)^2 \quad (2)$$

55 where  $k_b$  is the Boltzmann constant,  $T$  is the temperature, and  $m_i$  and  $V_i$  are the mass  
 56 and volume of  $i$ , respectively.

$$57 \quad \gamma_{(i+j) \rightarrow i} = \beta_{i,j} c_{\text{ref}} \exp \left\{ \frac{\Delta G_{i+j} - \Delta G_i - \Delta G_j}{k_b T} \right\} \quad (3)$$

58 where  $\Delta G$  is the formation free energy of a cluster,  $c_{\text{ref}}$  is the reference monomer  
 59 concentration at 1 atm (the pressure at which  $\Delta G$  was calculated).

60 **Judgement of Cluster Stability.** In the process of base-acid cluster growth, there is a  
 61 competition between evaporation into smaller cluster and collision with monomers or  
 62 clusters to form larger one. Such competition determines the stability of a cluster in  
 63 view of a cluster growth. A cluster with higher collision rate than that of evaporation

## Supporting Information

---

64 can be judged to be stable. In general, the collision rate constant of a cluster with  
65 base/acid monomers is of the order of  $10^{-10} \text{ cm}^3 \text{ s}^{-1}$ , and the collision rate can be  
66 considered to be about  $10^{-2} \text{ s}^{-1}$  under the condition that the concentration of base/acid  
67 monomer reaches ppt level. Therefore, a given cluster can be deemed as stable enough  
68 to engage in further growth when the evaporation rate is lower than  $10^{-2} \text{ s}^{-1}$ .

69 **Selection of Boundary Clusters.** The boundary clusters are allowed to leave the  
70 simulation box for further growth. Therefore, these clusters are required to be stable  
71 enough and therefore prefer to further grow. In the studied DMA/MA-MSA systems,  
72  $(\text{DMA/MA})_z(\text{MSA})_z$  ( $z = 1-4$ ) and  $(\text{DMA/MA})_z(\text{MSA})_{z+1}$  ( $z = 1-3$ ) clusters have  
73 relatively lower evaporation rates than other clusters. Therefore, this allows us to select  
74  $(\text{DMA/MA})_4(\text{MSA})_5$  and  $(\text{DMA/MA})_5(\text{MSA})_5$  clusters as the boundary clusters for  
75 DMA/MA-MSA systems in the “ $4 \times 4$  box” simulation. Similarly, for “ $2 \times 2$  box” and  
76 “ $3 \times 3$  box” simulations,  $(\text{DMA/MA})_2(\text{MSA})_3$  and  $(\text{DMA/MA})_3(\text{MSA})_3$ , and  
77  $(\text{DMA/MA})_3(\text{MSA})_4$  and  $(\text{DMA/MA})_4(\text{MSA})_4$  clusters are assumed to leave the  
78 corresponding simulation boxes.

79 **Effect of Coagulation Sink Coefficient.** To examine the effect of coagulation sink  
80 coefficient on enhancing potentials of DMA and MA, here, ACDC test runs were  
81 performed with various values covering cases of clean and haze days ( $6 \times 10^{-4}$ - $6 \times 10^{-}$   
82  $^2 \text{ s}^{-1}$ ) under the conditions of  $[\text{MSA}] = 10^6 \text{ cm}^{-3}$ ,  $[\text{DMA/MA}] = 10 \text{ ppt}$  and  $278.15 \text{ K}$  for  
83 DMA-MSA and MA-MSA systems. As can be seen in Figure S2,  $\sum[(\text{MSA})_2]$  and  $J$   
84 decrease with increasing coagulation sink coefficient for both systems. In addition, the

## Supporting Information

---

85 DMA-MSA system shows a stronger dependence on coagulation sink coefficient than  
86 MA-MSA system. More importantly,  $\sum[(\text{MSA})_2]$  of DMA-MSA system is significantly  
87 higher than that of MA-MSA system within the considered range of coagulation sink  
88 coefficients, however,  $J$  in DMA-MSA system is lower than that of MA-MSA system  
89 in most considered cases ( $\sim 1.5 \times 10^{-3}$ - $6.0 \times 10^{-2} \text{ s}^{-1}$ ). The conclusion is consistent with  
90 the case where the coagulation sink coefficient  $2.6 \times 10^{-3} \text{ s}^{-1}$  is used.

91 With two extreme coagulation sink coefficients of  $6.0 \times 10^{-4} \text{ s}^{-1}$  and  $6.0 \times 10^{-2} \text{ s}^{-1}$ ,  
92 corresponding clean day condition and haze day condition, respectively, the effect of  
93 coagulation sink coefficients on cluster growth pathways were tested. As can be seen  
94 in Figure S3, when coagulation sink coefficient is  $6.0 \times 10^{-4} \text{ s}^{-1}$ , the cluster growth  
95 pathways for both systems are similar to those at the condition with coagulation sink  
96 coefficient of  $2.6 \times 10^{-3} \text{ s}^{-1}$ . When coagulation sink coefficient is  $6 \times 10^{-2} \text{ s}^{-1}$ , the cluster  
97 growth pathways change slightly for MA-MSA system, however, they become more  
98 complicate for DMA-MSA system than that of the case where coagulation sink  
99 coefficient is  $2.6 \times 10^{-3} \text{ s}^{-1}$ . Still, the dominant growth pathways for both systems are  
100 kept when coagulation sink coefficients is changed.

101 **Energy Decomposition Analysis based on Force Field (EDA-FF).** For the selected  
102 model clusters  $(\text{DMA})_z(\text{MSA})_z$  and  $(\text{MA})_z(\text{MSA})_z$  ( $z = 1-4$ ), energy decomposition  
103 analysis based on force field (EDA-FF) was performed using GAFF force field using  
104 Multiwfn software version 3.7.<sup>1</sup> The total intermolecular interaction energy ( $E_{\text{int}}$ ) in

## Supporting Information

---

105 EDA-FF can be decomposed into three terms including electrostatic ( $E_{\text{ele}}$ ), repulsion  
106 ( $E_{\text{rep}}$ ) and dispersion ( $E_{\text{disp}}$ ) energies<sup>1-5</sup>:

$$E_{\text{int}} = E_{\text{ele}} + E_{\text{rep}} + E_{\text{disp}} \quad (1)$$

107  $E_{\text{ele}}$ ,  $E_{\text{rep}}$  and  $E_{\text{disp}}$  can be described by following equations:

$$E_{\text{ele}} = \frac{q_A q_B}{r_{AB}} \quad (2)$$

$$E_{\text{rep}} = \varepsilon_{AB} \left( \frac{R_{AB}^0}{r_{AB}} \right)^{12} \quad (3)$$

$$E_{\text{disp}} = -2\varepsilon_{AB} \left( \frac{R_{AB}^0}{r_{AB}} \right)^6 \quad (4)$$

108 where  $q_A$  and  $q_B$  are the atomic charge atom A and B, respectively,  $r_{AB}$  is the interatomic  
109 distance between atom A and B,  $\varepsilon_{AB}$  represents the depth of the van der Waals  
110 interaction potential well and  $R_{AB}$  represents the non-bonding contact distance.

111  $E_{\text{int}}^*$ ,  $E_{\text{ele}}^*$ ,  $E_{\text{rep}}^*$  and  $E_{\text{disp}}^*$  for both the studied DMA-MSA and MA-MSA system  
112 are presented in Figure S6, along with the obtained total intermolecular interaction  
113 energy ( $E_{\text{int}}$ ) at the DLPNO-CCSD(T)/aug-cc-pVTZ level of theory as a comparison. It  
114 can be inferred from Figure S6 that both  $E_{\text{int}}^*$ -DMA and  $E_{\text{int}}^*$ -MA obtained from EDA-  
115 FF analysis are compared to  $E_{\text{int}}$ -DMA and  $E_{\text{int}}$ -MA from DLPNO-CCSD(T)/aug-cc-  
116 pVTZ level of theory, respectively, showing rationality for the force field selection in  
117 EDA-FF analysis.

118

## Supporting Information

119 Table S1. Evaporation coefficients ( $s^{-1}$ ) for all evaporation pathways of clusters at  
 120 278.15 K.

Evaporation pathways	Evaporation coefficients
$(\text{DMA})_1(\text{MSA})_1 \rightarrow \text{DMA} + \text{MSA}$	$6.86 \times 10^2$
$(\text{DMA})_1(\text{MSA})_2 \rightarrow (\text{DMA})_1(\text{MSA})_1 + \text{MSA}$	$7.42 \times 10^{-4}$
$(\text{DMA})_1(\text{MSA})_2 \rightarrow \text{DMA} + (\text{MSA})_2$	$4.95 \times 10^{-5}$
$(\text{DMA})_1(\text{MSA})_3 \rightarrow (\text{DMA})_1(\text{MSA})_2 + \text{MSA}$	$3.12 \times 10^2$
$(\text{DMA})_1(\text{MSA})_3 \rightarrow (\text{DMA})_1(\text{MSA})_1 + (\text{MSA})_2$	$1.88 \times 10^{-5}$
$(\text{DMA})_1(\text{MSA})_3 \rightarrow \text{DMA} + (\text{MSA})_3$	$2.10 \times 10^{-8}$
$(\text{DMA})_1(\text{MSA})_4 \rightarrow (\text{DMA})_1(\text{MSA})_3 + \text{MSA}$	$6.77 \times 10^2$
$(\text{DMA})_1(\text{MSA})_4 \rightarrow (\text{DMA})_1(\text{MSA})_2 + (\text{MSA})_2$	$1.50 \times 10^1$
$(\text{DMA})_1(\text{MSA})_4 \rightarrow (\text{DMA})_1(\text{MSA})_1 + (\text{MSA})_3$	$1.52 \times 10^{-8}$
$(\text{DMA})_1(\text{MSA})_4 \rightarrow \text{DMA} + (\text{MSA})_4$	$1.10 \times 10^{-12}$
$(\text{DMA})_2(\text{MSA})_1 \rightarrow (\text{DMA})_2 + \text{MSA}$	$4.05 \times 10^{-6}$
$(\text{DMA})_2(\text{MSA})_1 \rightarrow (\text{DMA})_1(\text{MSA})_1 + \text{DMA}$	$1.49 \times 10^5$
$(\text{DMA})_2(\text{MSA})_2 \rightarrow (\text{DMA})_2(\text{MSA})_1 + \text{MSA}$	$2.63 \times 10^{-12}$
$(\text{DMA})_2(\text{MSA})_2 \rightarrow (\text{DMA})_2 + (\text{MSA})_2$	$8.64 \times 10^{-22}$
$(\text{DMA})_2(\text{MSA})_2 \rightarrow (\text{DMA})_1(\text{MSA})_2 + \text{DMA}$	$5.27 \times 10^{-4}$
$(\text{DMA})_2(\text{MSA})_2 \rightarrow (\text{DMA})_1(\text{MSA})_1 + (\text{DMA})_1(\text{MSA})_1$	$2.38 \times 10^{-10}$
$(\text{DMA})_2(\text{MSA})_3 \rightarrow (\text{DMA})_2(\text{MSA})_2 + \text{MSA}$	$2.89 \times 10^2$
$(\text{DMA})_2(\text{MSA})_3 \rightarrow (\text{DMA})_2(\text{MSA})_1 + (\text{MSA})_2$	$5.41 \times 10^{-14}$
$(\text{DMA})_2(\text{MSA})_3 \rightarrow (\text{DMA})_2 + (\text{MSA})_3$	$2.98 \times 10^{-25}$
$(\text{DMA})_2(\text{MSA})_3 \rightarrow (\text{DMA})_1(\text{MSA})_3 + \text{DMA}$	$4.87 \times 10^{-4}$
$(\text{DMA})_2(\text{MSA})_3 \rightarrow (\text{DMA})_1(\text{MSA})_2 + (\text{DMA})_1(\text{MSA})_1$	$1.62 \times 10^{-4}$
$(\text{DMA})_2(\text{MSA})_4 \rightarrow (\text{DMA})_2(\text{MSA})_3 + \text{MSA}$	$1.13 \times 10^2$
$(\text{DMA})_2(\text{MSA})_4 \rightarrow (\text{DMA})_2(\text{MSA})_2 + (\text{MSA})_2$	$2.10 \times 10^0$
$(\text{DMA})_2(\text{MSA})_4 \rightarrow (\text{DMA})_2(\text{MSA})_1 + (\text{MSA})_3$	$6.61 \times 10^{-18}$
$(\text{DMA})_2(\text{MSA})_4 \rightarrow (\text{DMA})_2 + (\text{MSA})_4$	$2.35 \times 10^{-30}$
$(\text{DMA})_2(\text{MSA})_4 \rightarrow (\text{DMA})_1(\text{MSA})_4 + \text{DMA}$	$8.13 \times 10^{-5}$
$(\text{DMA})_2(\text{MSA})_4 \rightarrow (\text{DMA})_1(\text{MSA})_3 + (\text{DMA})_1(\text{MSA})_1$	$5.31 \times 10^{-5}$
$(\text{DMA})_2(\text{MSA})_4 \rightarrow (\text{DMA})_1(\text{MSA})_2 + (\text{DMA})_1(\text{MSA})_2$	$0.98 \times 10^1$
$(\text{DMA})_3(\text{MSA})_1 \rightarrow (\text{DMA})_3 + \text{MSA}$	$1.91 \times 10^{-7}$
$(\text{DMA})_3(\text{MSA})_1 \rightarrow (\text{DMA})_2(\text{MSA})_1 + \text{DMA}$	$5.78 \times 10^9$
$(\text{DMA})_3(\text{MSA})_1 \rightarrow (\text{DMA})_2 + (\text{DMA})_1(\text{MSA})_1$	$2.84 \times 10^1$
$(\text{DMA})_3(\text{MSA})_2 \rightarrow (\text{DMA})_3(\text{MSA})_1 + \text{MSA}$	$5.48 \times 10^{-13}$
$(\text{DMA})_3(\text{MSA})_2 \rightarrow (\text{DMA})_3 + (\text{MSA})_2$	$7.43 \times 10^{-24}$
$(\text{DMA})_3(\text{MSA})_2 \rightarrow (\text{DMA})_2(\text{MSA})_2 + \text{DMA}$	$1.20 \times 10^9$
$(\text{DMA})_3(\text{MSA})_2 \rightarrow (\text{DMA})_2(\text{MSA})_1 + (\text{DMA})_1(\text{MSA})_1$	$3.37 \times 10^{-6}$
$(\text{DMA})_3(\text{MSA})_2 \rightarrow (\text{DMA})_2 + (\text{DMA})_1(\text{MSA})_2$	$1.84 \times 10^{-8}$

## Supporting Information

---

$(\text{DMA})_3(\text{MSA})_3 \rightarrow (\text{DMA})_3(\text{MSA})_2 + \text{MSA}$	$2.17 \times 10^{-9}$
$(\text{DMA})_3(\text{MSA})_3 \rightarrow (\text{DMA})_3(\text{MSA})_1 + (\text{MSA})_2$	$7.64 \times 10^{-26}$
$(\text{DMA})_3(\text{MSA})_3 \rightarrow (\text{DMA})_3 + (\text{MSA})_3$	$1.74 \times 10^{-38}$
$(\text{DMA})_3(\text{MSA})_3 \rightarrow (\text{DMA})_2(\text{MSA})_3 + \text{DMA}$	$9.02 \times 10^{-3}$
$(\text{DMA})_3(\text{MSA})_3 \rightarrow (\text{DMA})_2(\text{MSA})_2 + (\text{DMA})_1(\text{MSA})_1$	$2.51 \times 10^{-3}$
$(\text{DMA})_3(\text{MSA})_3 \rightarrow (\text{DMA})_2(\text{MSA})_1 + (\text{DMA})_1(\text{MSA})_2$	$7.81 \times 10^{-12}$
$(\text{DMA})_3(\text{MSA})_3 \rightarrow (\text{DMA})_2 + (\text{DMA})_1(\text{MSA})_3$	$1.15 \times 10^{-19}$
$(\text{DMA})_3(\text{MSA})_4 \rightarrow (\text{DMA})_3(\text{MSA})_3 + \text{MSA}$	$1.44 \times 10^1$
$(\text{DMA})_3(\text{MSA})_4 \rightarrow (\text{DMA})_3(\text{MSA})_2 + (\text{MSA})_2$	$1.84 \times 10^{-12}$
$(\text{DMA})_3(\text{MSA})_4 \rightarrow (\text{DMA})_3(\text{MSA})_1 + (\text{MSA})_3$	$1.09 \times 10^{-30}$
$(\text{DMA})_3(\text{MSA})_4 \rightarrow (\text{DMA})_3 + (\text{MSA})_4$	$1.60 \times 10^{-44}$
$(\text{DMA})_3(\text{MSA})_4 \rightarrow (\text{DMA})_2(\text{MSA})_4 + \text{DMA}$	$1.15 \times 10^{-3}$
$(\text{DMA})_3(\text{MSA})_4 \rightarrow (\text{DMA})_2(\text{MSA})_3 + (\text{DMA})_1(\text{MSA})_1$	$1.15 \times 10^{-4}$
$(\text{DMA})_3(\text{MSA})_4 \rightarrow (\text{DMA})_2(\text{MSA})_2 + (\text{DMA})_1(\text{MSA})_2$	$3.54 \times 10^1$
$(\text{DMA})_3(\text{MSA})_4 \rightarrow (\text{DMA})_2(\text{MSA})_1 + (\text{DMA})_1(\text{MSA})_3$	$2.99 \times 10^{-13}$
$(\text{DMA})_3(\text{MSA})_4 \rightarrow (\text{DMA})_2 + (\text{DMA})_1(\text{MSA})_4$	$2.24 \times 10^{-21}$
$(\text{DMA})_4(\text{MSA})_1 \rightarrow (\text{DMA})_4 + \text{MSA}$	$4.80 \times 10^{-8}$
$(\text{DMA})_4(\text{MSA})_1 \rightarrow (\text{DMA})_3(\text{MSA})_1 + \text{DMA}$	$3.51 \times 10^{10}$
$(\text{DMA})_4(\text{MSA})_1 \rightarrow (\text{DMA})_3 + (\text{DMA})_1(\text{MSA})_1$	$7.14 \times 10^0$
$(\text{DMA})_4(\text{MSA})_1 \rightarrow (\text{DMA})_2(\text{MSA})_1 + (\text{DMA})_2$	$5.88 \times 10^6$
$(\text{DMA})_4(\text{MSA})_2 \rightarrow (\text{DMA})_4(\text{MSA})_1 + \text{MSA}$	$1.72 \times 10^{-12}$
$(\text{DMA})_4(\text{MSA})_2 \rightarrow (\text{DMA})_4 + (\text{MSA})_2$	$5.27 \times 10^{-24}$
$(\text{DMA})_4(\text{MSA})_2 \rightarrow (\text{DMA})_3(\text{MSA})_2 + \text{DMA}$	$1.10 \times 10^{11}$
$(\text{DMA})_4(\text{MSA})_2 \rightarrow (\text{DMA})_3(\text{MSA})_1 + (\text{DMA})_1(\text{MSA})_1$	$5.78 \times 10^{-5}$
$(\text{DMA})_4(\text{MSA})_2 \rightarrow (\text{DMA})_3 + (\text{DMA})_1(\text{MSA})_2$	$1.30 \times 10^{-8}$
$(\text{DMA})_4(\text{MSA})_2 \rightarrow (\text{DMA})_2(\text{MSA})_2 + (\text{DMA})_2$	$3.45 \times 10^6$
$(\text{DMA})_4(\text{MSA})_2 \rightarrow (\text{DMA})_2(\text{MSA})_1 + (\text{DMA})_2(\text{MSA})_1$	$0.98 \times 10^0$
$(\text{DMA})_4(\text{MSA})_3 \rightarrow (\text{DMA})_4(\text{MSA})_2 + \text{MSA}$	$1.05 \times 10^{-11}$
$(\text{DMA})_4(\text{MSA})_3 \rightarrow (\text{DMA})_4(\text{MSA})_1 + (\text{MSA})_2$	$1.06 \times 10^{-27}$
$(\text{DMA})_4(\text{MSA})_3 \rightarrow (\text{DMA})_4 + (\text{MSA})_3$	$5.46 \times 10^{-41}$
$(\text{DMA})_4(\text{MSA})_3 \rightarrow (\text{DMA})_3(\text{MSA})_3 + \text{DMA}$	$5.28 \times 10^8$
$(\text{DMA})_4(\text{MSA})_3 \rightarrow (\text{DMA})_3(\text{MSA})_2 + (\text{DMA})_1(\text{MSA})_1$	$1.01 \times 10^{-3}$
$(\text{DMA})_4(\text{MSA})_3 \rightarrow (\text{DMA})_3(\text{MSA})_1 + (\text{DMA})_1(\text{MSA})_2$	$5.93 \times 10^{-13}$
$(\text{DMA})_4(\text{MSA})_3 \rightarrow (\text{DMA})_3 + (\text{DMA})_1(\text{MSA})_3$	$3.61 \times 10^{-22}$
$(\text{DMA})_4(\text{MSA})_3 \rightarrow (\text{DMA})_2(\text{MSA})_3 + (\text{DMA})_2$	$1.14 \times 10^{-7}$
$(\text{DMA})_4(\text{MSA})_3 \rightarrow (\text{DMA})_2(\text{MSA})_2 + (\text{DMA})_2(\text{MSA})_1$	$6.48 \times 10^0$
$(\text{DMA})_4(\text{MSA})_4 \rightarrow (\text{DMA})_4(\text{MSA})_3 + \text{MSA}$	$1.49 \times 10^{-9}$
$(\text{DMA})_4(\text{MSA})_4 \rightarrow (\text{DMA})_4(\text{MSA})_2 + (\text{MSA})_2$	$8.50 \times 10^{-25}$
$(\text{DMA})_4(\text{MSA})_4 \rightarrow (\text{DMA})_4(\text{MSA})_1 + (\text{MSA})_3$	$1.45 \times 10^{-42}$
$(\text{DMA})_4(\text{MSA})_4 \rightarrow (\text{DMA})_4 + (\text{MSA})_4$	$4.82 \times 10^{-57}$
$(\text{DMA})_4(\text{MSA})_4 \rightarrow (\text{DMA})_3(\text{MSA})_4 + \text{DMA}$	$5.43 \times 10^{-2}$

---



## Supporting Information

---

$(\text{DMA})_4(\text{MSA})_4 \rightarrow (\text{DMA})_3(\text{MSA})_3 + (\text{DMA})_1(\text{MSA})_1$	$6.43 \times 10^{-4}$
$(\text{DMA})_4(\text{MSA})_4 \rightarrow (\text{DMA})_3(\text{MSA})_2 + (\text{DMA})_1(\text{MSA})_2$	$1.37 \times 10^{-9}$
$(\text{DMA})_4(\text{MSA})_4 \rightarrow (\text{DMA})_3(\text{MSA})_1 + (\text{DMA})_1(\text{MSA})_3$	$2.17 \times 10^{-24}$
$(\text{DMA})_4(\text{MSA})_4 \rightarrow (\text{DMA})_3 + (\text{DMA})_1(\text{MSA})_4$	$6.75 \times 10^{-34}$
$(\text{DMA})_4(\text{MSA})_4 \rightarrow (\text{DMA})_2(\text{MSA})_4 + (\text{DMA})_2$	$1.39 \times 10^{-18}$
$(\text{DMA})_4(\text{MSA})_4 \rightarrow (\text{DMA})_2(\text{MSA})_3 + (\text{DMA})_2(\text{MSA})_1$	$2.84 \times 10^{-11}$
$(\text{DMA})_4(\text{MSA})_4 \rightarrow (\text{DMA})_2(\text{MSA})_2 + (\text{DMA})_2(\text{MSA})_2$	$1.41 \times 10^3$
$(\text{MA})_1(\text{MSA})_1 \rightarrow \text{MA} + \text{MSA}$	$2.31 \times 10^5$
$(\text{MA})_1(\text{MSA})_2 \rightarrow (\text{MA})_1(\text{MSA})_1 + \text{MSA}$	$3.56 \times 10^{-3}$
$(\text{MA})_1(\text{MSA})_2 \rightarrow \text{MA} + (\text{MSA})_2$	$8.58 \times 10^{-2}$
$(\text{MA})_1(\text{MSA})_3 \rightarrow (\text{MA})_1(\text{MSA})_2 + \text{MSA}$	$4.12 \times 10^0$
$(\text{MA})_1(\text{MSA})_3 \rightarrow (\text{MA})_1(\text{MSA})_1 + (\text{MSA})_2$	$1.25 \times 10^{-6}$
$(\text{MA})_1(\text{MSA})_3 \rightarrow \text{MA} + (\text{MSA})_3$	$5.05 \times 10^{-7}$
$(\text{MA})_1(\text{MSA})_4 \rightarrow (\text{MA})_1(\text{MSA})_3 + \text{MSA}$	$5.02 \times 10^4$
$(\text{MA})_1(\text{MSA})_4 \rightarrow (\text{MA})_1(\text{MSA})_2 + (\text{MSA})_2$	$1.53 \times 10^1$
$(\text{MA})_1(\text{MSA})_4 \rightarrow (\text{MA})_1(\text{MSA})_1 + (\text{MSA})_3$	$7.75 \times 10^{-8}$
$(\text{MA})_1(\text{MSA})_4 \rightarrow \text{MA} + (\text{MSA})_4$	$2.03 \times 10^{-9}$
$(\text{MA})_2(\text{MSA})_1 \rightarrow (\text{MA})_2 + \text{MSA}$	$3.93 \times 10^{-2}$
$(\text{MA})_2(\text{MSA})_1 \rightarrow (\text{MA})_1(\text{MSA})_1 + \text{MA}$	$6.22 \times 10^6$
$(\text{MA})_2(\text{MSA})_2 \rightarrow (\text{MA})_2(\text{MSA})_1 + \text{MSA}$	$9.91 \times 10^{-12}$
$(\text{MA})_2(\text{MSA})_2 \rightarrow (\text{MA})_2 + (\text{MSA})_2$	$3.48 \times 10^{-17}$
$(\text{MA})_2(\text{MSA})_2 \rightarrow (\text{MA})_1(\text{MSA})_2 + \text{MA}$	$1.82 \times 10^{-2}$
$(\text{MA})_2(\text{MSA})_2 \rightarrow (\text{MA})_1(\text{MSA})_1 + (\text{MA})_1(\text{MSA})_1$	$1.14 \times 10^{-10}$
$(\text{MA})_2(\text{MSA})_3 \rightarrow (\text{MA})_2(\text{MSA})_2 + \text{MSA}$	$2.71 \times 10^0$
$(\text{MA})_2(\text{MSA})_3 \rightarrow (\text{MA})_2(\text{MSA})_1 + (\text{MSA})_2$	$2.06 \times 10^{-15}$
$(\text{MA})_2(\text{MSA})_3 \rightarrow (\text{MA})_2 + (\text{MSA})_3$	$1.21 \times 10^{-22}$
$(\text{MA})_2(\text{MSA})_3 \rightarrow (\text{MA})_1(\text{MSA})_3 + \text{MA}$	$1.24 \times 10^{-2}$
$(\text{MA})_2(\text{MSA})_3 \rightarrow (\text{MA})_1(\text{MSA})_2 + (\text{MA})_1(\text{MSA})_1$	$1.57 \times 10^{-7}$
$(\text{MA})_2(\text{MSA})_4 \rightarrow (\text{MA})_2(\text{MSA})_3 + \text{MSA}$	$2.03 \times 10^3$
$(\text{MA})_2(\text{MSA})_4 \rightarrow (\text{MA})_2(\text{MSA})_2 + (\text{MSA})_2$	$3.74 \times 10^{-1}$
$(\text{MA})_2(\text{MSA})_4 \rightarrow (\text{MA})_2(\text{MSA})_1 + (\text{MSA})_3$	$4.76 \times 10^{-18}$
$(\text{MA})_2(\text{MSA})_4 \rightarrow (\text{MA})_2 + (\text{MSA})_4$	$1.81 \times 10^{-26}$
$(\text{MA})_2(\text{MSA})_4 \rightarrow (\text{MA})_1(\text{MSA})_4 + \text{MA}$	$5.17 \times 10^{-4}$
$(\text{MA})_2(\text{MSA})_4 \rightarrow (\text{MA})_1(\text{MSA})_3 + (\text{MA})_1(\text{MSA})_1$	$7.10 \times 10^{-5}$
$(\text{MA})_2(\text{MSA})_4 \rightarrow (\text{MA})_1(\text{MSA})_2 + (\text{MA})_1(\text{MSA})_2$	$3.57 \times 10^{-2}$
$(\text{MA})_3(\text{MSA})_1 \rightarrow (\text{MA})_3 + \text{MSA}$	$2.61 \times 10^{-8}$
$(\text{MA})_3(\text{MSA})_1 \rightarrow (\text{MA})_2(\text{MSA})_1 + \text{MA}$	$8.55 \times 10^6$
$(\text{MA})_3(\text{MSA})_1 \rightarrow (\text{MA})_2 + (\text{MA})_1(\text{MSA})_1$	$1.24 \times 10^0$
$(\text{MA})_3(\text{MSA})_2 \rightarrow (\text{MA})_3(\text{MSA})_1 + \text{MSA}$	$1.23 \times 10^{-10}$
$(\text{MA})_3(\text{MSA})_2 \rightarrow (\text{MA})_3 + (\text{MSA})_2$	$2.56 \times 10^{-22}$
$(\text{MA})_3(\text{MSA})_2 \rightarrow (\text{MA})_2(\text{MSA})_2 + \text{MA}$	$1.11 \times 10^8$

---

## Supporting Information

---

$(MA)_3(MSA)_2 \rightarrow (MA)_2(MSA)_1 + (MA)_1(MSA)_1$	$3.48 \times 10^{-9}$
$(MA)_3(MSA)_2 \rightarrow (MA)_2 + (MA)_1(MSA)_2$	$4.03 \times 10^{-8}$
$(MA)_3(MSA)_3 \rightarrow (MA)_3(MSA)_2 + MSA$	$8.95 \times 10^{-9}$
$(MA)_3(MSA)_3 \rightarrow (MA)_3(MSA)_1 + (MSA)_2$	$7.75 \times 10^{-23}$
$(MA)_3(MSA)_3 \rightarrow (MA)_3 + (MSA)_3$	$2.70 \times 10^{-36}$
$(MA)_3(MSA)_3 \rightarrow (MA)_2(MSA)_3 + MA$	$3.77 \times 10^{-1}$
$(MA)_3(MSA)_3 \rightarrow (MA)_2(MSA)_2 + (MA)_1(MSA)_1$	$2.88 \times 10^{-6}$
$(MA)_3(MSA)_3 \rightarrow (MA)_2(MSA)_1 + (MA)_1(MSA)_2$	$7.21 \times 10^{-15}$
$(MA)_3(MSA)_3 \rightarrow (MA)_2 + (MA)_1(MSA)_3$	$8.32 \times 10^{-17}$
$(MA)_3(MSA)_4 \rightarrow (MA)_3(MSA)_3 + MSA$	$1.35 \times 10^1$
$(MA)_3(MSA)_4 \rightarrow (MA)_3(MSA)_2 + (MSA)_2$	$7.68 \times 10^{-12}$
$(MA)_3(MSA)_4 \rightarrow (MA)_3(MSA)_1 + (MSA)_3$	$1.12 \times 10^{-27}$
$(MA)_3(MSA)_4 \rightarrow (MA)_3 + (MSA)_4$	$2.51 \times 10^{-42}$
$(MA)_3(MSA)_4 \rightarrow (MA)_2(MSA)_4 + MA$	$2.58 \times 10^{-3}$
$(MA)_3(MSA)_4 \rightarrow (MA)_2(MSA)_3 + (MA)_1(MSA)_1$	$1.34 \times 10^{-5}$
$(MA)_3(MSA)_4 \rightarrow (MA)_2(MSA)_2 + (MA)_1(MSA)_2$	$8.18 \times 10^{-3}$
$(MA)_3(MSA)_4 \rightarrow (MA)_2(MSA)_1 + (MA)_1(MSA)_3$	$2.04 \times 10^{-14}$
$(MA)_3(MSA)_4 \rightarrow (MA)_2 + (MA)_1(MSA)_4$	$2.15 \times 10^{-20}$
$(MA)_4(MSA)_1 \rightarrow (MA)_4 + MSA$	$1.06 \times 10^{-10}$
$(MA)_4(MSA)_1 \rightarrow (MA)_3(MSA)_1 + MA$	$1.03 \times 10^{10}$
$(MA)_4(MSA)_1 \rightarrow (MA)_3 + (MA)_1(MSA)_1$	$8.84 \times 10^{-4}$
$(MA)_4(MSA)_1 \rightarrow (MA)_2(MSA)_1 + (MA)_2$	$1.83 \times 10^3$
$(MA)_4(MSA)_2 \rightarrow (MA)_4(MSA)_1 + MSA$	$1.26 \times 10^{-13}$
$(MA)_4(MSA)_2 \rightarrow (MA)_4 + (MSA)_2$	$9.65 \times 10^{-28}$
$(MA)_4(MSA)_2 \rightarrow (MA)_3(MSA)_2 + MA$	$1.08 \times 10^7$
$(MA)_4(MSA)_2 \rightarrow (MA)_3(MSA)_1 + (MA)_1(MSA)_1$	$3.87 \times 10^{-9}$
$(MA)_4(MSA)_2 \rightarrow (MA)_3 + (MA)_1(MSA)_2$	$2.65 \times 10^{-14}$
$(MA)_4(MSA)_2 \rightarrow (MA)_2(MSA)_2 + (MA)_2$	$2.19 \times 10^1$
$(MA)_4(MSA)_2 \rightarrow (MA)_2(MSA)_1 + (MA)_2(MSA)_1$	$2.37 \times 10^{-9}$
$(MA)_4(MSA)_3 \rightarrow (MA)_4(MSA)_2 + MSA$	$9.35 \times 10^{-10}$
$(MA)_4(MSA)_3 \rightarrow (MA)_4(MSA)_1 + (MSA)_2$	$7.64 \times 10^{-27}$
$(MA)_4(MSA)_3 \rightarrow (MA)_4 + (MSA)_3$	$9.87 \times 10^{-43}$
$(MA)_4(MSA)_3 \rightarrow (MA)_3(MSA)_3 + MA$	$1.16 \times 10^6$
$(MA)_4(MSA)_3 \rightarrow (MA)_3(MSA)_2 + (MA)_1(MSA)_1$	$2.72 \times 10^{-8}$
$(MA)_4(MSA)_3 \rightarrow (MA)_3(MSA)_1 + (MA)_1(MSA)_2$	$7.80 \times 10^{-16}$
$(MA)_4(MSA)_3 \rightarrow (MA)_3 + (MA)_1(MSA)_3$	$5.31 \times 10^{-24}$
$(MA)_4(MSA)_3 \rightarrow (MA)_2(MSA)_3 + (MA)_2$	$7.22 \times 10^{-9}$
$(MA)_4(MSA)_3 \rightarrow (MA)_2(MSA)_2 + (MA)_2(MSA)_1$	$3.80 \times 10^{-7}$
$(MA)_4(MSA)_4 \rightarrow (MA)_4(MSA)_3 + MSA$	$5.88 \times 10^{-10}$
$(MA)_4(MSA)_4 \rightarrow (MA)_4(MSA)_2 + (MSA)_2$	$3.28 \times 10^{-23}$
$(MA)_4(MSA)_4 \rightarrow (MA)_4(MSA)_1 + (MSA)_3$	$4.52 \times 10^{-42}$

---

## Supporting Information

---

$(MA)_4(MSA)_4 \rightarrow (MA)_4 + (MSA)_4$	$3.76 \times 10^{-59}$
$(MA)_4(MSA)_4 \rightarrow (MA)_3(MSA)_4 + MA$	$5.16 \times 10^{-5}$
$(MA)_4(MSA)_4 \rightarrow (MA)_3(MSA)_3 + (MA)_1(MSA)_1$	$1.68 \times 10^{-9}$
$(MA)_4(MSA)_4 \rightarrow (MA)_3(MSA)_2 + (MA)_1(MSA)_2$	$3.17 \times 10^{-15}$
$(MA)_4(MSA)_4 \rightarrow (MA)_3(MSA)_1 + (MA)_1(MSA)_3$	$9.03 \times 10^{-26}$
$(MA)_4(MSA)_4 \rightarrow (MA)_3 + (MA)_1(MSA)_4$	$5.61 \times 10^{-38}$
$(MA)_4(MSA)_4 \rightarrow (MA)_2(MSA)_4 + (MA)_2$	$2.02 \times 10^{-21}$
$(MA)_4(MSA)_4 \rightarrow (MA)_2(MSA)_3 + (MA)_2(MSA)_1$	$7.24 \times 10^{-17}$
$(MA)_4(MSA)_4 \rightarrow (MA)_2(MSA)_2 + (MA)_2(MSA)_2$	$0.88 \times 10^{-5}$

---

121

122

## Supporting Information

---

123 Table S2. Number of H-bonds formed by DMA/MA and MSA/SA in the  
124  $(\text{DMA/MA})_z(\text{MSA/SA})_z$  ( $z = 1-4$ ) clusters.

Systems \ Clusters	Clusters			
	1:1	2:2	3:3	4:4
DMA-MSA	2	4	6	8
MA-MSA	1	4	8	12
DMA-SA <sup>a</sup>	2	4	6	8
MA-SA <sup>a</sup>	2	4	8	10

125 <sup>a</sup>data are obtained from reference 6.<sup>6</sup>

126

## Supporting Information

---

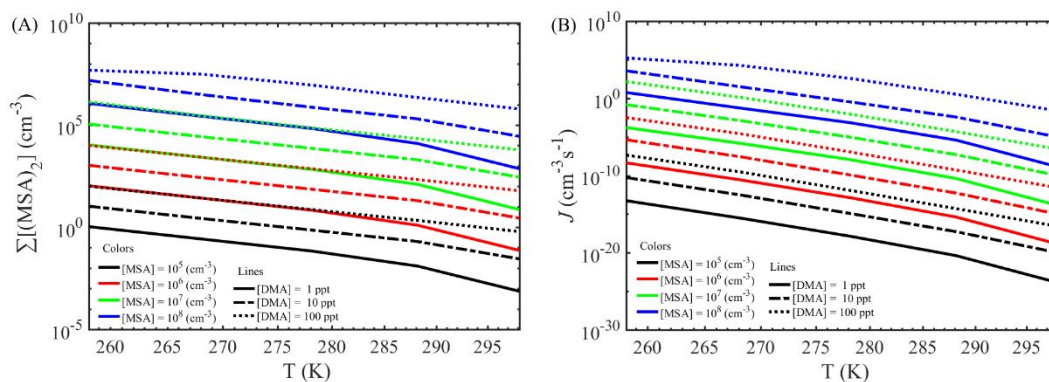
127 Table S3. The thermochemical information including enthalpy change  $\Delta H$  (kcal mol<sup>-1</sup>)  
 128 and entropy change  $\Delta S$  (cal (mol·K)<sup>-1</sup>) for the optimized DMA/MA-MSA clusters at  
 129 298.15 K and 1 atm.

Species	$\Delta H$	$\Delta S$
(DMA) <sub>1</sub> (MSA) <sub>1</sub>	-19.44	-36.64
(DMA) <sub>1</sub> (MSA) <sub>2</sub>	-48.45	-80.49
(DMA) <sub>1</sub> (MSA) <sub>3</sub>	-69.61	-121.76
(DMA) <sub>1</sub> (MSA) <sub>4</sub>	-91.15	-165.78
(DMA) <sub>2</sub> (MSA) <sub>1</sub>	-36.38	-74.59
(DMA) <sub>2</sub> (MSA) <sub>2</sub>	-74.24	-111.41
(DMA) <sub>2</sub> (MSA) <sub>3</sub>	-97.77	-160.84
(DMA) <sub>2</sub> (MSA) <sub>4</sub>	-119.72	-202.62
(DMA) <sub>3</sub> (MSA) <sub>1</sub>	-46.12	-107.37
(DMA) <sub>3</sub> (MSA) <sub>2</sub>	-84.13	-141.48
(DMA) <sub>3</sub> (MSA) <sub>3</sub>	-124.34	-199.83
(DMA) <sub>3</sub> (MSA) <sub>4</sub>	-149.14	-247.63
(DMA) <sub>4</sub> (MSA) <sub>1</sub>	-56.46	-145.74
(DMA) <sub>4</sub> (MSA) <sub>2</sub>	-96.93	-190.81
(DMA) <sub>4</sub> (MSA) <sub>3</sub>	-137.28	-238.93
(DMA) <sub>4</sub> (MSA) <sub>4</sub>	-174.10	-284.11
(MA) <sub>1</sub> (MSA) <sub>1</sub>	-16.16	-36.35
(MA) <sub>1</sub> (MSA) <sub>2</sub>	-44.38	-80.57
(MA) <sub>1</sub> (MSA) <sub>3</sub>	-66.60	-117.12
(MA) <sub>1</sub> (MSA) <sub>4</sub>	-85.63	-160.73
(MA) <sub>2</sub> (MSA) <sub>1</sub>	-31.68	-76.61
(MA) <sub>2</sub> (MSA) <sub>2</sub>	-68.48	-112.39
(MA) <sub>2</sub> (MSA) <sub>3</sub>	-92.73	-155.24
(MA) <sub>2</sub> (MSA) <sub>4</sub>	-114.46	-202.03
(MA) <sub>3</sub> (MSA) <sub>1</sub>	-43.66	-104.57
(MA) <sub>3</sub> (MSA) <sub>2</sub>	-81.17	-147.74
(MA) <sub>3</sub> (MSA) <sub>3</sub>	-117.53	-195.20
(MA) <sub>3</sub> (MSA) <sub>4</sub>	-142.45	-243.43
(MA) <sub>4</sub> (MSA) <sub>1</sub>	-54.43	-142.07
(MA) <sub>4</sub> (MSA) <sub>2</sub>	-94.03	-178.95
(MA) <sub>4</sub> (MSA) <sub>3</sub>	-132.42	-229.11
(MA) <sub>4</sub> (MSA) <sub>4</sub>	-172.23	-283.37

130

131

## Supporting Information

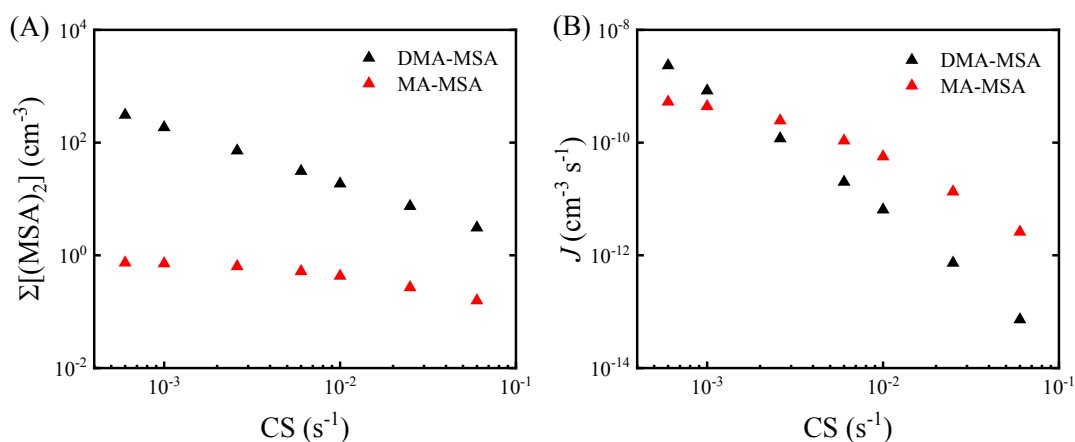


132

133 Figure S1. Simulated steady-state MSA dimer concentration  $\Sigma[(\text{MSA})_2]$  ( $\text{cm}^{-3}$ ) (A) and

134 cluster formation rate  $J$  ( $\text{cm}^{-3} \text{s}^{-1}$ ) (B) as a function of temperature for the DMA-MSA

135 system.



136

137 Figure S2. Simulated steady-state MSA dimer concentration ( $\Sigma[(\text{MSA})_2]$ ) ( $\text{cm}^{-3}$ ) (A)

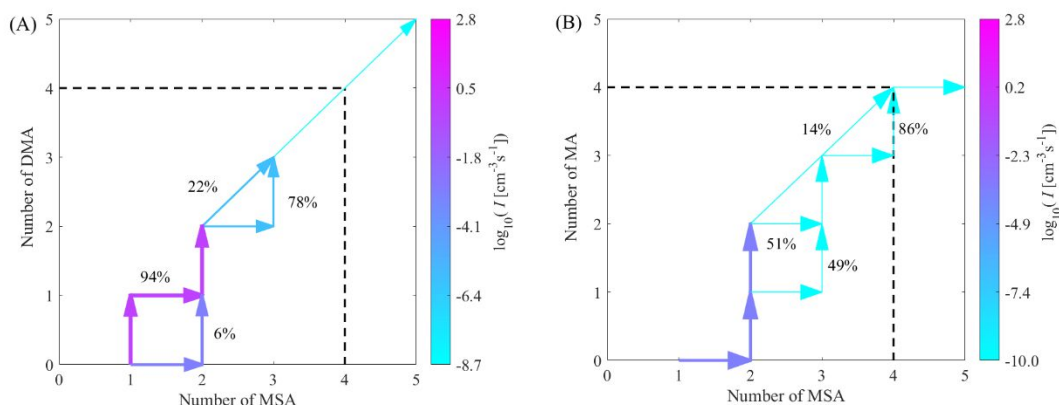
138 and the cluster formation rate ( $J$ ) ( $\text{cm}^{-3} \text{s}^{-1}$ ) (B) as a function of condensation sink

139 coefficient for both DMA-MSA and MA-MSA systems at 278.15 K,  $[\text{MSA}] = 10^6 \text{ cm}^{-3}$ ,

140 and  $[\text{base}]$  (DMA or MA) = 10 ppt.

141

## Supporting Information



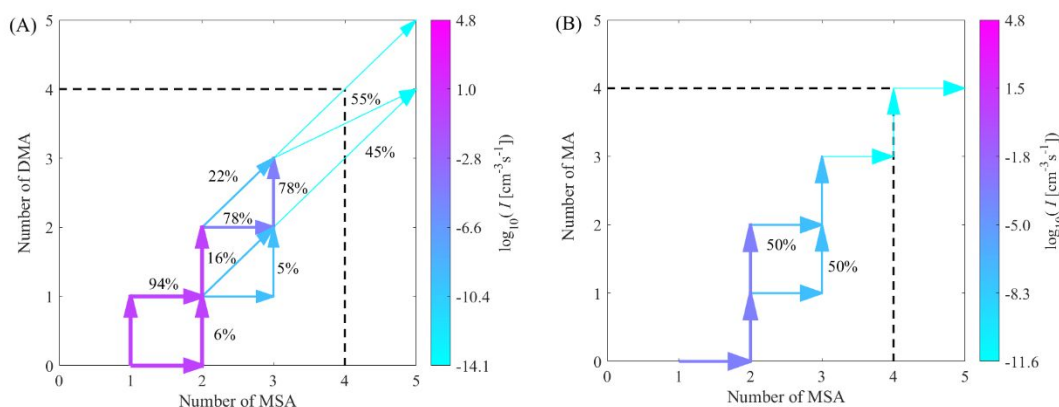
142

143 Figure S3. Cluster formation pathways for the DMA-MSA system (A) and the MA-

144 MSA system (B) at 278.15 K,  $[\text{MSA}] = 10^6 \text{ cm}^{-3}$ ,  $[\text{DMA/MA}] = 10 \text{ ppt}$ , and coagulation

145 sink coefficient =  $6.0 \times 10^{-4} \text{ s}^{-1}$ . For clarity, pathways contributing less than 5% to the

146 flux of the cluster are not shown.



147

148 Figure S4. Cluster formation pathways for the DMA-MSA system (A) and the MA-

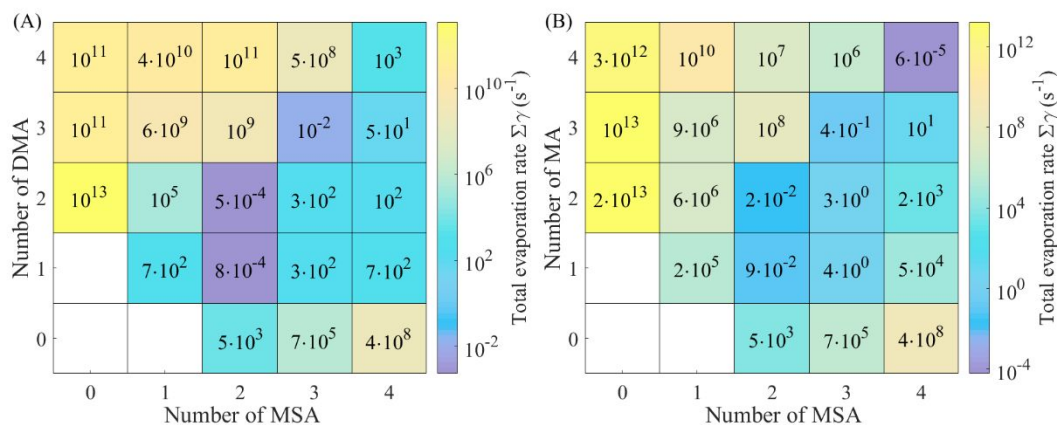
149 MSA system (B) at 278.15 K,  $[\text{MSA}] = 10^6 \text{ cm}^{-3}$ ,  $[\text{DMA/MA}] = 10 \text{ ppt}$ , and coagulation

150 sink coefficient =  $6.0 \times 10^{-2} \text{ s}^{-1}$ . For clarity, pathways contributing less than 5% to the

151 flux of the cluster are not shown.

152

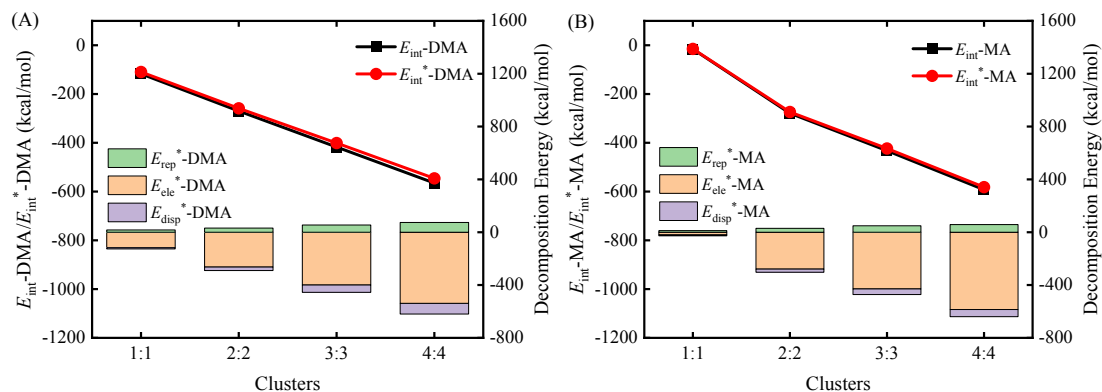
# Supporting Information



153

154 Figure S5. Evaporation rates of  $(\text{DMA})_m(\text{MSA})_n$  ( $m = 0-4$  and  $n = 0-4$ ) (A) and

155  $(\text{MA})_x(\text{MSA})_y$  clusters ( $x = 0-4$  and  $y = 0-4$ ) (B) at 278.15 K.



156

157 Figure S6. Interaction energy and interaction energy decomposition of  $(\text{DMA})_z(\text{MSA})_z$

158 ( $z = 1-4$ ) clusters (A) and  $(\text{MA})_z(\text{MSA})_z$  ( $z = 1-4$ ) clusters (B). The black line represents

159 the interaction energy ( $E_{\text{int}}$ ) obtained from the DLPNO-CCSD(T)/aug-cc-

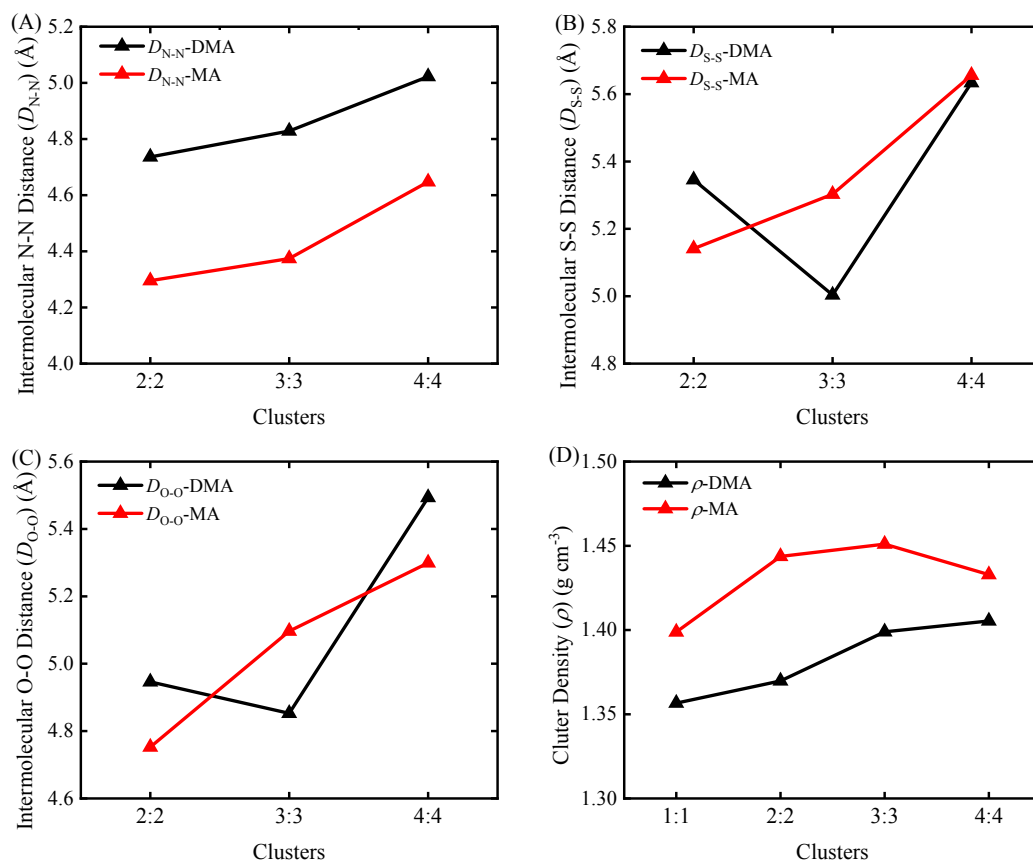
160 pVTZ// $\omega$ B97X-D/6-31++G(d,p) level of theory, and the red line represents the total

161 energy ( $E_{\text{int}}^*$ ) obtained from EDA-FF analysis.

162



## Supporting Information



163

164

165 Figure S7. Variation of average intermolecular nitrogen-nitrogen distance ( $D_{N-N}$ ) (Å)

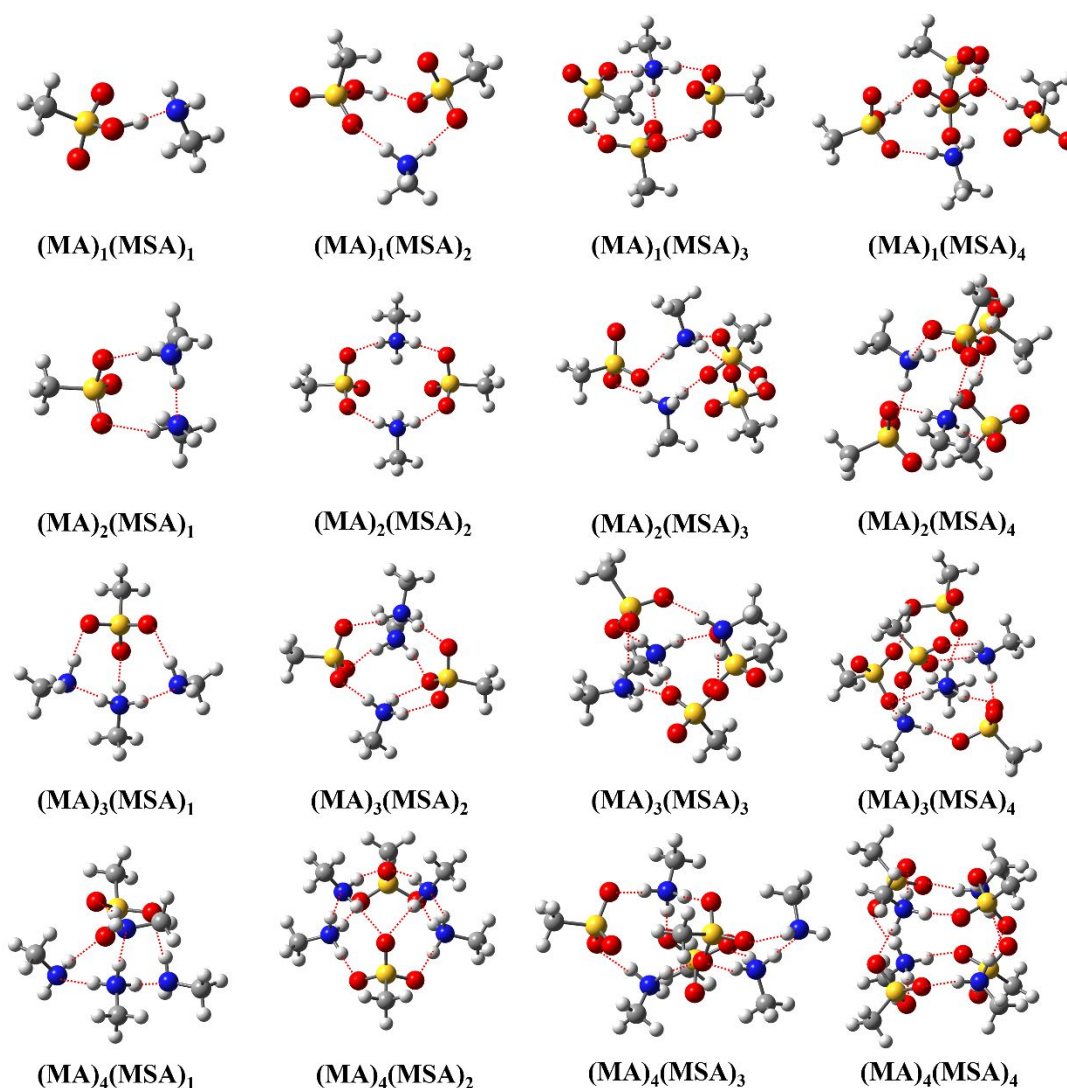
166 (A), sulfur-sulfur distance ( $D_{S-S}$ ) (Å) (B) and oxygen-oxygen distance ( $D_{O-O}$ ) (Å) (C),

167 and cluster density ( $\rho$ ) ( $g\ cm^{-3}$ ) (D) with cluster size for the  $(DMA)_z(MSA)_z$  and

168  $(MA)_z(MSA)_z$  clusters ( $z = 1-4$ ).

169

## Supporting Information



170

171 Figure S8. Cluster conformations of (MA)<sub>x</sub>(MSA)<sub>y</sub> ( $x = 1-4$ ,  $y = 1-4$ ) at  $\omega$ B97X-D/6-

172 31++G(d,p) level of theory. The red balls stand for O atoms, the blue ones for N atoms,

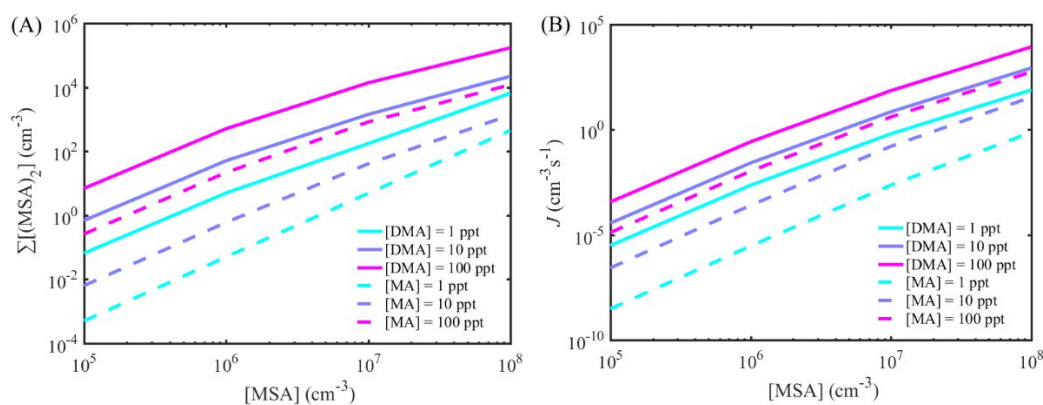
173 the gray ones for C atoms and white ones for H atoms. Dashed red lines indicate

174 hydrogen bonds (defined by the configurational criteria).

175

## Supporting Information

176

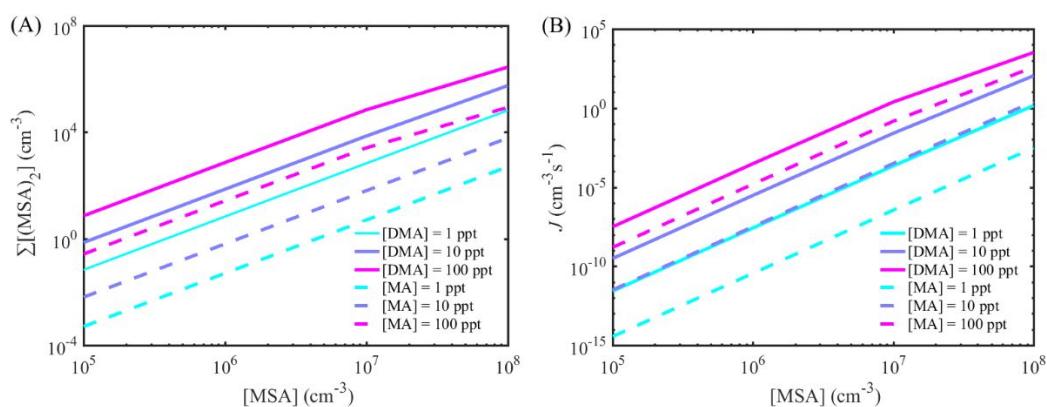


177

178 Figure S9. Simulated steady-state MSA dimer concentration ( $\Sigma[(\text{MSA})_2]$ ) (cm<sup>-3</sup>) (A)

179 and the cluster formation rate ( $J$ ) (cm<sup>-3</sup>s<sup>-1</sup>) (B) as a function of monomer concentration

180 at 278.15 K with a “2 × 2 box”.



181

182 Figure S10. Simulated steady-state MSA dimer concentration ( $\Sigma[(\text{MSA})_2]$ ) (cm<sup>-3</sup>) (A)

183 and the cluster formation rate ( $J$ ) (cm<sup>-3</sup>s<sup>-1</sup>) (B) as a function of monomer concentration

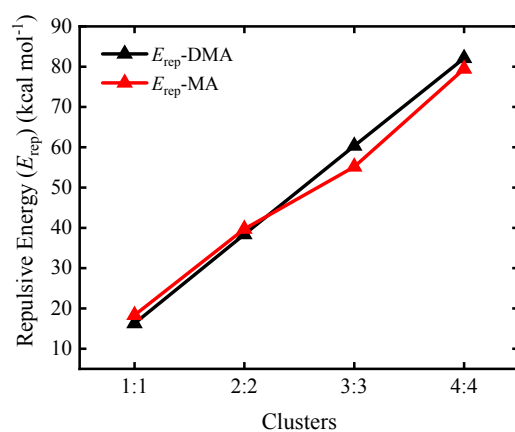
184 at 278.15 K with a “3 × 3 box”.

185

## Supporting Information

---

186



187

188 Figure S11. Repulsive energy ( $E_{\text{rep}}$ ) (kcal mol<sup>-1</sup>) obtained from EDA-FF analysis for

189  $(\text{DMA/MA})_z(\text{SA})_z$  ( $z = 1\text{-}4$ ) clusters.

190

## Supporting Information

---

191 **Coordinates of all optimized clusters**

192 (DMA)<sub>1</sub>(MSA)<sub>1</sub>

N	-1.897591	0.127560	0.000197
H	-1.218638	0.289820	0.787956
C	-2.286995	-1.298629	-0.000207
H	-2.872744	-1.514873	-0.894979
H	-2.872894	-1.515466	0.894318
H	-1.374153	-1.896723	-0.000402
C	-3.011192	1.089809	-0.000024
H	-3.620752	0.942000	-0.892984
H	-2.600546	2.099589	0.001228
H	-3.622507	0.940507	0.891497
S	1.210251	-0.083698	0.000051
O	1.630667	-1.486234	-0.000435
O	0.441871	0.317279	1.227420
O	0.441451	0.318107	-1.226853
H	-1.218135	0.289956	-0.787099
C	2.683041	0.923146	-0.000124
H	3.253704	0.680195	0.896544
H	3.254033	0.678998	-0.896262
H	2.390725	1.973065	-0.000940

193

194 (DMA)<sub>1</sub>(MSA)<sub>2</sub>

N	-0.744416	2.202596	-0.109272
H	-1.479229	1.498559	-0.378128
C	-0.713661	3.308518	-1.086227
H	0.090878	3.998527	-0.828003
H	-1.672231	3.829308	-1.071962
H	-0.536302	2.890846	-2.077063
C	-0.969852	2.615929	1.291942
H	-0.158676	3.272311	1.610629
H	-0.991829	1.712609	1.901598
H	-1.925310	3.138200	1.362344
S	-1.778051	-1.009529	-0.114565
O	-1.012315	-1.798427	-1.085102
O	-2.461804	0.188460	-0.683093
O	-0.955193	-0.596738	1.078095
H	0.153122	1.679110	-0.162781
C	-3.069066	-2.053290	0.530685
H	-3.706129	-2.349735	-0.302901

## Supporting Information

H	-2.599664	-2.925681	0.985414
H	-3.636235	-1.487012	1.269098
S	2.364458	-0.272861	0.065491
O	3.746397	-0.130428	0.465593
O	1.661086	0.930447	-0.418086
O	1.569920	-0.875394	1.282481
H	0.558049	-0.807549	1.166503
C	2.214540	-1.514182	-1.195078
H	2.727554	-1.136198	-2.080133
H	2.697062	-2.418830	-0.824940
H	1.150865	-1.679623	-1.386636

195

196

(DMA)<sub>1</sub>(MSA)<sub>3</sub>

N	0.014960	-1.307574	1.760676
H	0.848880	-0.934065	1.278301
C	0.092267	-2.786655	1.732105
H	-0.814201	-3.196037	2.178346
H	0.976349	-3.105349	2.284554
H	0.173747	-3.104424	0.694647
C	-0.091889	-0.728703	3.118568
H	-0.983229	-1.130873	3.601549
H	-0.169826	0.351788	3.020121
H	0.799345	-0.997780	3.686675
S	-0.023101	1.924902	0.350779
O	-0.049369	1.575003	-1.078264
O	1.184964	1.409502	1.065573
O	-1.249327	1.502057	1.091608
H	-0.799994	-1.024933	1.188957
C	0.047396	3.699816	0.473192
H	0.074958	3.967487	1.529376
H	0.950192	4.037676	-0.036226
H	-0.841937	4.107587	-0.007703
S	-3.177141	-0.716823	-0.706778
O	-4.450088	-1.378856	-0.879219
O	-2.105078	-1.427845	0.004672
O	-3.443340	0.658084	0.024765
H	-2.592037	1.025498	0.422392
C	-2.533435	-0.220033	-2.286905
H	-2.314711	-1.131682	-2.844518
H	-3.302732	0.364520	-2.791494
H	-1.630059	0.369680	-2.113880

## Supporting Information

S	3.208243	-0.684585	-0.695929
O	2.265602	-1.425680	0.152818
O	4.517412	-1.247186	-0.937308
O	3.408755	0.759325	-0.081958
H	2.557818	1.069755	0.359334
C	2.395417	-0.360479	-2.243528
H	2.208389	-1.325844	-2.715637
H	1.464322	0.172656	-2.036284
H	3.067201	0.242544	-2.854489

197

198

(DMA)<sub>1</sub>(MSA)<sub>4</sub>

N	0.026167	-0.630592	2.089018
H	0.746038	-0.479507	1.369046
C	0.221572	-1.965532	2.688758
H	-0.552607	-2.133583	3.438599
H	1.210948	-2.001349	3.145792
H	0.151934	-2.708609	1.896438
C	0.082221	0.485292	3.059574
H	-0.710582	0.348172	3.795832
H	-0.069883	1.413330	2.511250
H	1.063360	0.486514	3.533143
S	0.041256	-1.984879	-1.342558
O	0.075014	-0.954781	-2.408429
O	-1.272408	-2.077720	-0.646571
O	1.151001	-1.855426	-0.359225
H	-0.888070	-0.592142	1.615003
C	0.271582	-3.547605	-2.161141
H	-0.530692	-3.669701	-2.888814
H	1.242673	-3.527153	-2.656168
H	0.236776	-4.333251	-1.406672
S	3.800518	0.191480	0.603332
O	5.113682	-0.080358	1.148083
O	2.641716	0.150932	1.499497
O	3.537328	-0.815969	-0.596385
H	2.611039	-1.190789	-0.555030
C	3.829208	1.762523	-0.223980
H	4.000095	2.523335	0.538226
H	4.647975	1.743844	-0.943195
H	2.872465	1.921698	-0.720510
S	-0.129650	2.132834	-0.899507
O	0.525503	3.332914	-0.420300

## Supporting Information

O	-0.474045	1.081043	0.052352
O	0.828654	1.507547	-2.004664
H	0.579579	0.548602	-2.172720
C	-1.593805	2.556886	-1.807696
H	-2.315893	2.937631	-1.083657
H	-1.326620	3.307054	-2.551343
H	-1.982125	1.647008	-2.266329
S	-3.588982	0.203518	0.619406
O	-3.728118	1.645749	0.560473
O	-2.750481	-0.394937	1.661608
O	-3.125228	-0.322483	-0.793290
H	-2.361439	-0.990213	-0.731180
C	-5.211037	-0.512533	0.760863
H	-5.635732	-0.168719	1.704566
H	-5.811004	-0.163901	-0.079626
H	-5.111075	-1.597655	0.749990

199

200

(DMA)<sub>2</sub>(MSA)<sub>1</sub>

N	-1.183310	1.438994	-0.051162
H	-1.413723	0.380789	-0.065429
C	-2.069824	2.147395	-0.986082
H	-1.812718	3.208240	-1.014080
H	-3.108621	2.031709	-0.668325
H	-1.942813	1.719040	-1.981207
C	-1.231307	1.922101	1.341614
H	-0.990591	2.987055	1.370414
H	-0.486994	1.359128	1.907403
H	-2.231067	1.759655	1.751250
S	1.726664	-0.125634	-0.101316
O	1.273963	-1.314067	-0.858337
O	1.261429	-0.110399	1.305019
O	1.387057	1.160044	-0.799571
H	-0.182411	1.472259	-0.390083
C	3.510069	-0.186476	-0.069905
H	3.872926	0.686765	0.472242
H	3.804865	-1.106193	0.435851
H	3.870109	-0.180482	-1.098862
N	-1.589054	-1.282982	-0.092113
H	-0.670231	-1.525275	-0.477959
C	-2.646533	-1.818557	-0.941400
H	-3.621584	-1.465557	-0.586773



## Supporting Information

H	-2.667110	-2.918397	-0.949425
H	-2.504951	-1.469675	-1.967835
C	-1.649569	-1.771036	1.285435
H	-2.551318	-1.385147	1.775142
H	-0.765316	-1.411825	1.817365
H	-1.675145	-2.869213	1.339415

201

202

(DMA)<sub>2</sub>(MSA)<sub>2</sub>

N	-0.009660	2.407134	0.078250
H	-0.898335	1.971089	-0.268909
C	0.078424	3.786551	-0.437290
H	1.004445	4.243846	-0.085298
H	-0.781732	4.359412	-0.086794
H	0.077972	3.752427	-1.526686
C	0.012747	2.304678	1.553237
H	-0.803680	2.902997	1.962163
H	0.974982	2.660226	1.923641
H	-0.123581	1.257521	1.818283
S	2.660513	-0.021154	-0.205486
O	2.230244	-1.213737	-0.989583
O	2.244167	-0.096215	1.210327
O	2.259064	1.261681	-0.851691
H	0.803769	1.866438	-0.305726
C	4.443701	-0.034082	-0.251167
H	4.789671	-0.960968	0.206521
H	4.757848	0.022704	-1.293433
H	4.804193	0.829593	0.307838
N	0.025007	-2.328274	0.162407
H	0.815946	-1.875659	-0.355779
C	-0.639302	-3.316904	-0.711209
H	-1.427891	-3.819673	-0.148641
H	0.099118	-4.043660	-1.054121
H	-1.087912	-2.787514	-1.551120
C	0.572331	-2.882577	1.417892
H	-0.246531	-3.267662	2.027973
H	1.098283	-2.079280	1.935260
H	1.272056	-3.685350	1.178455
S	-2.684979	0.016284	-0.234525
O	-2.705460	-0.969403	-1.323230
O	-2.424779	1.418997	-0.667397
O	-1.753999	-0.375898	0.875382

## Supporting Information

H	-0.655061	-1.567795	0.402970
C	-4.316934	0.042762	0.489165
H	-5.022735	0.343699	-0.285294
H	-4.546668	-0.960537	0.848456
H	-4.319834	0.758083	1.311594

203

204

(DMA)<sub>2</sub>(MSA)<sub>3</sub>

N	-0.272494	-2.391043	-0.295387
H	0.402145	-1.846048	0.279470
C	0.441249	-2.810178	-1.517114
H	-0.259143	-3.302933	-2.193701
H	1.246900	-3.491985	-1.242250
H	0.871865	-1.926071	-1.985963
C	-0.798582	-3.506954	0.516284
H	0.037737	-4.103725	0.883708
H	-1.457865	-4.119154	-0.101642
H	-1.360618	-3.075173	1.344211
S	-2.924276	-0.240280	0.373976
O	-2.620827	1.213872	0.288378
O	-2.310480	-0.883096	1.559147
O	-2.617811	-0.982290	-0.883687
H	-1.063133	-1.759061	-0.547660
C	-4.695666	-0.349035	0.573076
H	-5.166799	0.114049	-0.294074
H	-4.966738	-1.402686	0.642775
H	-4.967664	0.179839	1.486809
N	-0.225928	1.793095	1.637219
H	-1.050476	1.538553	1.051113
C	-0.009477	3.253102	1.564388
H	0.878057	3.508080	2.145496
H	-0.886935	3.762399	1.965905
H	0.140527	3.519505	0.518187
C	-0.421590	1.268594	3.004451
H	0.490880	1.437599	3.577670
H	-0.643699	0.204921	2.928269
H	-1.266793	1.781696	3.465962
S	2.816562	-0.426320	0.700362
O	3.100916	-0.440617	-0.767928
O	1.915075	-1.532867	1.114992
O	2.385223	0.896960	1.204877
H	0.603777	1.323808	1.229568

## Supporting Information

C	4.391466	-0.762883	1.465309
H	4.753297	-1.722072	1.094839
H	5.077187	0.039166	1.192396
H	4.241623	-0.795887	2.544575
S	0.360462	1.198190	-1.879593
O	0.410082	2.632131	-1.645280
O	0.115752	0.329542	-0.729714
O	1.683860	0.692138	-2.579336
H	2.286460	0.277844	-1.863063
C	-0.857370	0.862880	-3.122357
H	-0.628116	1.460216	-4.004612
H	-0.847025	-0.203844	-3.342139
H	-1.814957	1.141807	-2.680429

205

206

(DMA)<sub>2</sub>(MSA)<sub>4</sub>

N	-2.006919	-1.932520	-1.260749
H	-1.128997	-2.076930	-0.723692
C	-1.792266	-2.433303	-2.631849
H	-2.674264	-2.213791	-3.235321
H	-1.610439	-3.508369	-2.596078
H	-0.919040	-1.927586	-3.044247
C	-3.118570	-2.583115	-0.540189
H	-4.041293	-2.447420	-1.105639
H	-3.226997	-2.102390	0.431639
H	-2.896103	-3.644571	-0.419618
S	1.457943	-1.958157	-0.400753
O	1.100985	-0.815603	-1.277162
O	0.336314	-2.911840	-0.209170
O	2.032487	-1.512351	0.909340
H	-2.212714	-0.912784	-1.307557
C	2.757474	-2.850897	-1.225308
H	3.044739	-3.688357	-0.588969
H	2.370429	-3.205746	-2.180918
H	3.589852	-2.159463	-1.365180
S	-3.524797	1.379878	-0.585849
O	-4.077752	0.551950	0.526829
O	-3.038452	0.543327	-1.719170
O	-2.518037	2.369363	-0.145784
H	0.542073	0.832202	-0.571913
C	-4.915721	2.302024	-1.209608
H	-5.679716	1.593874	-1.529869

## Supporting Information

H	-5.287457	2.934274	-0.403278
H	-4.571190	2.907412	-2.048110
N	0.178674	1.798649	-0.627821
H	-0.843505	1.746492	-0.469536
C	0.438752	2.310781	-1.989666
H	1.517314	2.356778	-2.142727
H	-0.011497	3.299940	-2.084944
H	-0.016328	1.626472	-2.705421
C	0.731138	2.648988	0.452801
H	1.799085	2.777143	0.286583
H	0.542326	2.160120	1.408376
H	0.213361	3.608872	0.422709
S	-1.212618	-0.280291	2.263160
O	-0.602189	0.796901	3.021274
O	-1.034547	-0.274393	0.808915
O	-2.767682	-0.366178	2.550280
H	-3.278907	0.061139	1.782303
C	-0.652661	-1.834770	2.903299
H	0.419961	-1.872541	2.701034
H	-0.867003	-1.865062	3.971500
H	-1.158144	-2.635914	2.365142
S	4.256462	0.978116	-0.193803
O	3.640210	1.998827	-1.034532
O	4.705956	-0.259384	-0.818307
O	3.307111	0.663475	1.024192
H	2.815447	-0.238529	0.942422
C	5.620969	1.728326	0.665401
H	6.343601	2.036070	-0.090887
H	5.248401	2.592302	1.215264
H	6.052956	0.989772	1.339916

207

208

(DMA)<sub>3</sub>(MSA)<sub>1</sub>

N	-0.266175	1.949987	-0.736490
H	-0.956759	1.415237	-0.081698
C	-0.957110	2.266729	-1.994481
H	-0.263714	2.735813	-2.695808
H	-1.791637	2.943867	-1.796707
H	-1.335841	1.339780	-2.428625
C	0.275792	3.115323	-0.016957
H	0.958904	3.668076	-0.666049
H	0.817341	2.739308	0.852010

## Supporting Information

H	-0.544437	3.768510	0.291463
S	2.049161	-0.402607	0.234801
O	1.570331	-1.774967	0.484421
O	1.689479	0.577288	1.285664
O	1.660779	0.107841	-1.126406
H	0.514843	1.265604	-0.923376
C	3.833397	-0.497489	0.203447
H	4.231404	0.499315	0.012621
H	4.166180	-0.865598	1.174414
H	4.124354	-1.188704	-0.587734
N	-1.957174	0.535257	0.850748
H	-1.734952	-0.413005	0.494332
C	-3.383439	0.777368	0.672486
H	-3.624893	1.817640	0.920366
H	-4.005812	0.126549	1.305439
H	-3.656072	0.600719	-0.372444
C	-1.524650	0.632943	2.244732
H	-1.689976	1.652159	2.613585
H	-0.455634	0.412197	2.300933
H	-2.076705	-0.057960	2.899225
N	-1.253559	-2.052794	-0.360293
H	-0.316854	-2.171217	0.030065
C	-1.127549	-1.839598	-1.794363
H	-2.077451	-1.472147	-2.205708
H	-0.857950	-2.756893	-2.343824
H	-0.342829	-1.098948	-1.974293
C	-2.098321	-3.185315	-0.020379
H	-3.130985	-2.987781	-0.332559
H	-2.095535	-3.333843	1.062987
H	-1.776632	-4.125175	-0.499519

209

210

(DMA)<sub>3</sub>(MSA)<sub>2</sub>

N	0.027195	-2.081131	-1.049434
H	-0.818527	-1.736751	-0.545830
C	0.130717	-3.533024	-0.818079
H	1.031189	-3.912394	-1.304032
H	-0.754145	-4.024833	-1.225118
H	0.188879	-3.691380	0.258394
C	-0.055983	-1.684193	-2.470676
H	0.852851	-2.006282	-2.980351
H	-0.146844	-0.599581	-2.517449

## Supporting Information

H	-0.938182	-2.144456	-2.917884
S	2.558846	0.553596	-0.546197
O	2.007582	1.016098	0.773171
O	1.942353	1.265781	-1.676674
O	2.516465	-0.926760	-0.658636
H	0.860260	-1.625093	-0.631341
C	4.290933	0.983381	-0.513855
H	4.373995	2.065945	-0.415940
H	4.753752	0.482690	0.336675
H	4.737822	0.647127	-1.449664
N	-0.288610	2.476292	0.587853
H	0.568229	1.873212	0.573126
C	-0.217101	3.337638	1.782911
H	-1.126843	3.936361	1.851280
H	0.655901	3.988254	1.709968
H	-0.128966	2.703783	2.665516
C	-0.390615	3.209606	-0.692560
H	-1.260677	3.867837	-0.655280
H	-0.509659	2.478513	-1.489778
H	0.523075	3.784277	-0.847819
N	0.657026	-1.587335	1.850408
H	1.023514	-0.659348	1.649566
C	1.755483	-2.416770	2.316568
H	1.414652	-3.453695	2.433963
H	2.167811	-2.095335	3.289470
H	2.557560	-2.396986	1.573431
C	-0.437287	-1.493892	2.804208
H	-0.914117	-2.474952	2.913700
H	-1.194350	-0.801021	2.429110
H	-0.111370	-1.166300	3.808316
S	-2.765226	0.062127	-0.241059
O	-2.436854	-1.374882	-0.045370
O	-2.161606	0.633761	-1.461202
O	-2.462551	0.884079	0.971343
H	-1.116337	1.838942	0.689908
C	-4.538175	0.130508	-0.431798
H	-4.807433	-0.460363	-1.307620
H	-4.995348	-0.281925	0.467645
H	-4.824861	1.173264	-0.569019

211

212 (DMA)<sub>3</sub>(MSA)<sub>3</sub>

## Supporting Information

N	-0.744339	-0.658288	-2.137365
H	-1.519831	-0.037400	-1.816570
C	-1.334652	-1.836451	-2.800080
H	-0.538835	-2.536160	-3.058019
H	-1.868826	-1.514058	-3.695444
H	-2.025657	-2.297590	-2.094438
C	0.220381	0.095217	-2.962257
H	1.069498	-0.552348	-3.188439
H	0.557729	0.960763	-2.390681
H	-0.270942	0.415800	-3.882841
S	-3.471329	0.026149	-0.105460
O	-2.690886	-1.226550	0.147691
O	-3.072365	0.640433	-1.405136
O	-3.462928	0.947049	1.040857
H	-0.257677	-0.983832	-1.287307
C	-5.164432	-0.501308	-0.330671
H	-5.764199	0.381527	-0.553772
H	-5.201019	-1.210545	-1.157856
H	-5.501956	-0.969373	0.594359
S	2.133065	-2.007363	0.002786
O	2.950742	-1.214281	-0.958004
O	0.783298	-2.335256	-0.518953
O	2.089578	-1.400595	1.356432
H	-1.299530	-0.869805	1.203399
C	2.979051	-3.570141	0.175850
H	3.054182	-4.030230	-0.809544
H	3.969763	-3.379890	0.589084
H	2.396454	-4.198483	0.849994
N	-0.675255	-1.020947	2.021240
H	0.293085	-0.893267	1.685961
C	-0.851150	-2.420972	2.450142
H	-1.887497	-2.569057	2.755670
H	-0.172503	-2.632586	3.277970
H	-0.619600	-3.063405	1.600593
C	-0.989448	-0.014721	3.059888
H	-2.066249	-0.014600	3.231017
H	-0.672146	0.963888	2.699623
H	-0.449405	-0.270073	3.973929
S	0.183282	2.296388	0.252103
O	0.581744	2.637835	1.629689
O	-0.098394	0.848028	0.072964
O	1.187284	2.755804	-0.772905

## Supporting Information

H	2.552331	1.936488	-0.490512
C	-1.317372	3.176633	-0.116920
H	-2.085119	2.821939	0.572957
H	-1.119199	4.241543	0.007005
H	-1.616071	2.940367	-1.138161
N	3.435969	1.398437	-0.257165
H	3.252883	0.405044	-0.522767
C	3.654941	1.476771	1.203934
H	3.736389	2.524750	1.494596
H	4.564945	0.930711	1.459694
H	2.797504	1.025363	1.700051
C	4.546685	1.928550	-1.067125
H	4.687118	2.986283	-0.838626
H	4.299761	1.814013	-2.122898
H	5.461114	1.375818	-0.843514

213

214

(DMA)<sub>3</sub>(MSA)<sub>4</sub>

S	-2.463919	2.078761	-0.431633
O	-1.495064	1.093456	0.073933
O	-2.029530	3.469310	-0.452225
O	-3.770334	1.992403	0.427364
H	-3.924359	1.039291	0.796283
C	-2.958276	1.587683	-2.060358
H	-2.042326	1.523849	-2.652977
H	-3.444812	0.613318	-1.972198
H	-3.642970	2.345063	-2.442063
N	-0.487963	-1.186437	1.622426
H	-1.369002	-1.537094	1.187044
C	-0.868310	-0.361872	2.790120
H	0.038527	0.000811	3.272132
H	-1.455700	-0.980752	3.469993
H	-1.481825	0.462898	2.431509
C	0.357398	-2.351754	1.957931
H	1.279572	-1.994133	2.414691
H	0.587970	-2.881243	1.033686
H	-0.197506	-3.004293	2.633748
S	-4.009066	-1.526178	0.504528
O	-4.112193	-0.318719	1.390082
O	-2.827082	-2.356879	0.859430
O	-4.091736	-1.189089	-0.925559
H	0.006282	-0.632103	0.903587



## Supporting Information

C	-5.433406	-2.519576	0.907679
H	-6.326221	-1.944382	0.661907
H	-5.386823	-3.433109	0.314562
H	-5.401012	-2.746724	1.973218
S	3.442652	0.222321	1.685745
O	3.788166	-1.156697	1.240467
O	2.138596	0.310266	2.372637
O	3.582941	1.218439	0.583740
H	0.386518	1.678883	-0.249533
C	4.685872	0.651365	2.893817
H	4.630035	-0.072198	3.707375
H	5.662563	0.612055	2.411290
H	4.476428	1.657197	3.258453
N	1.123680	2.368859	-0.042743
H	2.005494	1.828613	0.074291
C	0.812234	3.033358	1.242985
H	-0.148021	3.540489	1.148937
H	1.606529	3.748085	1.465006
H	0.784209	2.268542	2.018130
C	1.249483	3.306116	-1.181471
H	0.314642	3.860257	-1.273853
H	1.420122	2.723225	-2.085486
H	2.081562	3.984130	-0.984274
S	0.543745	-0.577325	-2.077349
O	0.204127	0.753419	-2.612865
O	0.998770	-0.526069	-0.653139
O	1.549452	-1.317520	-2.899449
H	2.893280	-1.505773	-1.969992
C	-0.937182	-1.564008	-2.108946
H	-1.705373	-1.079891	-1.506108
H	-1.266228	-1.648800	-3.145109
H	-0.707098	-2.549422	-1.702722
N	3.806846	-1.580152	-1.452523
H	3.619498	-1.402330	-0.439285
C	4.701003	-0.512963	-1.945392
H	4.834621	-0.625781	-3.022357
H	5.661623	-0.583150	-1.432283
H	4.241035	0.446381	-1.711943
C	4.348028	-2.942031	-1.608877
H	4.535243	-3.137742	-2.666018
H	3.616038	-3.655657	-1.230488
H	5.274995	-3.032133	-1.040187

## Supporting Information

215

216 (DMA)<sub>4</sub>(MSA)<sub>1</sub>

N	1.614174	-0.863464	2.033169
H	1.665455	0.045420	1.574650
C	2.642336	-0.936294	3.058309
H	2.662868	-1.942259	3.494104
H	2.491494	-0.216892	3.881739
H	3.621890	-0.742669	2.611175
C	0.275487	-1.038749	2.571834
H	0.168602	-2.052058	2.979019
H	-0.457973	-0.909546	1.772521
H	0.028442	-0.321968	3.373397
N	1.627232	-1.012703	-1.318375
H	0.593284	-1.278756	-1.119317
C	2.503310	-2.108298	-0.869733
H	3.546626	-1.857584	-1.076186
H	2.237464	-3.024341	-1.403336
H	2.352407	-2.224105	0.206478
C	1.748841	-0.665898	-2.745688
H	2.777983	-0.374860	-2.967591
H	1.073203	0.167951	-2.940965
H	1.472983	-1.530475	-3.354214
S	0.466967	2.046793	-0.219031
O	-0.335513	2.067087	1.019179
O	-0.234852	1.476407	-1.393301
O	1.807237	1.399358	-0.018968
H	1.799428	-0.147491	-0.758581
C	0.826890	3.752673	-0.611573
H	-0.121876	4.265074	-0.773674
H	1.360306	4.191576	0.231707
H	1.438302	3.779494	-1.513823
N	-0.992013	-1.718433	-0.959171
H	-1.425009	-1.034216	-0.316693
C	-1.188416	-3.049687	-0.395716
H	-0.741902	-3.805177	-1.052612
H	-2.252558	-3.298806	-0.265173
H	-0.696386	-3.107710	0.578952
C	-1.638893	-1.552032	-2.258577
H	-1.186292	-2.227958	-2.994221
H	-1.498006	-0.520126	-2.589041
H	-2.717597	-1.766716	-2.220612
N	-2.594033	0.154814	0.736303

## Supporting Information

H	-1.883105	0.818390	1.047153
C	-3.377616	-0.317208	1.865257
H	-4.066702	-1.103876	1.535795
H	-3.978137	0.477151	2.340356
H	-2.715005	-0.744245	2.623761
C	-3.403167	0.807869	-0.283723
H	-4.074619	0.076922	-0.751142
H	-2.737929	1.216623	-1.048517
H	-4.024247	1.625987	0.118285

217

218

(DMA)<sub>4</sub>(MSA)<sub>2</sub>

N	-1.244997	-2.626934	-0.033456
H	-0.327795	-2.290121	-0.404612
C	-2.068698	-3.114303	-1.157726
H	-3.016055	-3.491494	-0.767225
H	-1.535257	-3.914625	-1.674608
H	-2.261147	-2.274065	-1.824278
C	-1.002538	-3.631809	1.019990
H	-1.953272	-3.894914	1.487041
H	-0.318641	-3.199312	1.749653
H	-0.549509	-4.519909	0.573996
N	0.825367	0.908861	-2.377923
H	0.997421	1.802944	-0.926422
C	-0.310506	1.326334	-3.195187
H	-0.367901	0.774401	-4.146910
H	-0.213570	2.392548	-3.432304
H	-1.236679	1.166185	-2.639154
C	2.096979	0.955318	-3.091219
H	2.086462	0.360620	-4.017974
H	2.883889	0.579432	-2.433214
H	2.326095	1.993141	-3.362631
S	2.143304	-1.528130	0.097842
O	1.487182	-1.719735	1.411071
O	2.821944	-0.228798	-0.058945
O	1.196841	-1.823928	-1.030117
H	0.685599	-0.040861	-2.032891
C	3.416600	-2.777119	-0.025591
H	4.138959	-2.604830	0.772837
H	2.952453	-3.757777	0.082911
H	3.893237	-2.682263	-1.001507
N	1.144465	2.460334	-0.094030

## Supporting Information

H	0.929594	1.907321	0.799960
C	0.203019	3.588084	-0.220960
H	0.407012	4.125400	-1.151001
H	0.330331	4.268278	0.625160
H	-0.811333	3.187534	-0.225910
C	2.559608	2.869565	-0.059360
H	2.809360	3.398376	-0.982746
H	3.170701	1.972452	0.034090
H	2.727049	3.532821	0.793115
N	0.742881	1.108839	2.299878
H	0.575395	0.138630	2.034955
C	-0.385739	1.618552	3.074052
H	-0.230203	2.684378	3.278721
H	-0.501715	1.101383	4.039074
H	-1.300709	1.507998	2.490369
C	2.007681	1.158756	3.026966
H	2.271441	2.204090	3.228354
H	2.788707	0.706093	2.412080
H	1.962910	0.628795	3.990490
S	-2.897844	0.476908	0.043693
O	-2.675302	-0.049001	-1.321622
O	-2.296202	1.798793	0.296272
O	-2.522319	-0.535108	1.086601
H	-1.716721	-1.788038	0.399401
C	-4.664434	0.695235	0.223660
H	-5.152002	-0.265935	0.058515
H	-4.863071	1.059873	1.231768
H	-4.991399	1.423840	-0.518760

219

220

(DMA)<sub>4</sub>(MSA)<sub>3</sub>

N	3.042629	1.892771	1.405995
H	3.267011	1.375420	0.550620
C	4.130176	1.694956	2.355412
H	3.867926	2.140372	3.322138
H	5.075365	2.147537	2.018199
H	4.290111	0.622847	2.497959
C	2.796860	3.295757	1.085602
H	2.490385	3.830924	1.991955
H	1.984116	3.363873	0.356872
H	3.688942	3.797531	0.680091
N	-0.201284	-2.319836	-1.046209

## Supporting Information

H	0.727068	-1.896355	-1.268976
C	-1.075595	-2.188739	-2.230009
H	-2.049142	-2.622725	-2.002072
H	-0.601802	-2.697953	-3.071430
H	-1.193993	-1.126790	-2.447899
C	0.019253	-3.705695	-0.597034
H	0.471249	-4.275536	-1.410538
H	-0.936142	-4.145311	-0.307238
H	0.696660	-3.678532	0.256639
S	-2.883323	-1.257914	1.198988
O	-3.173989	0.177739	1.497319
O	-1.453753	-1.601381	1.411605
O	-3.390365	-1.673513	-0.125028
H	-0.601206	-1.783903	-0.259381
C	-3.793848	-2.182681	2.426953
H	-3.446381	-1.879783	3.414948
H	-4.853881	-1.958806	2.305896
H	-3.604999	-3.243661	2.261336
N	0.704229	0.587694	2.028956
H	0.427503	0.151691	1.136465
C	-0.290311	1.630065	2.350717
H	0.014403	2.138745	3.268779
H	-1.272691	1.169468	2.471197
H	-0.315844	2.336644	1.518587
C	0.892224	-0.424693	3.082668
H	1.635256	-1.139498	2.730540
H	-0.056345	-0.931067	3.261305
H	1.242230	0.073234	3.990390
S	3.177516	-1.232484	-0.671327
O	3.697536	0.145525	-0.827365
O	2.340312	-1.678992	-1.822862
O	2.506076	-1.474220	0.628336
H	1.641000	1.068795	1.814192
C	4.620009	-2.291151	-0.701679
H	5.121780	-2.154434	-1.659900
H	5.275434	-1.997721	0.118990
H	4.293523	-3.324635	-0.581731
S	-0.110543	1.556565	-1.546514
O	-0.004882	0.367592	-0.660331
O	-0.112739	2.830486	-0.794947
O	-1.295736	1.422812	-2.456060
H	-2.652888	1.426901	-1.494250

## Supporting Information

C	1.320042	1.539544	-2.601928
H	2.211070	1.551782	-1.971966
H	1.307676	0.608561	-3.169419
H	1.268688	2.408809	-3.257897
N	-3.448238	1.607976	-0.828178
H	-3.239091	1.085373	0.053494
C	-4.704012	1.069162	-1.386961
H	-4.887143	1.523800	-2.362014
H	-5.526170	1.298214	-0.706399
H	-4.594460	-0.012134	-1.475752
C	-3.464723	3.057955	-0.543068
H	-3.740787	3.596375	-1.451270
H	-2.458114	3.355397	-0.244048
H	-4.186206	3.262387	0.249942

221

222

(DMA)<sub>4</sub>(MSA)<sub>4</sub>

S	3.986388	1.331959	0.635984
O	3.308647	2.630988	0.504893
O	4.633892	0.818073	-0.586354
O	3.072356	0.284544	1.231018
C	5.276321	1.543974	1.855652
H	5.982874	2.279044	1.468882
H	4.821819	1.901814	2.779764
H	5.768401	0.583783	2.012009
N	-1.639877	-1.220199	-1.978814
H	-1.778770	-2.049048	-1.358598
C	-0.847223	-1.610456	-3.162632
H	-0.577949	-0.704971	-3.708084
H	-1.447835	-2.272999	-3.788543
H	0.037248	-2.141791	-2.813487
C	-2.947001	-0.617980	-2.315248
H	-2.762850	0.274797	-2.913584
H	-3.462160	-0.354653	-1.391126
H	-3.533588	-1.346229	-2.878613
S	-0.466017	-3.734874	0.172062
O	0.570152	-3.381846	-0.849919
O	-1.833102	-3.430507	-0.337943
O	-0.172597	-3.182876	1.503497
H	-1.082937	-0.555294	-1.415639
C	-0.401024	-5.513491	0.322286
H	0.590941	-5.786890	0.683018

## Supporting Information

H	-1.164474	-5.818397	1.038348
H	-0.592654	-5.952299	-0.656877
S	0.140768	1.846965	-1.643536
O	-0.854127	1.745222	-2.738480
O	0.569372	0.506419	-1.154536
O	-0.344382	2.721760	-0.531508
H	1.400052	0.710650	1.462575
C	1.593044	2.647049	-2.285458
H	2.003060	2.019151	-3.077498
H	1.290217	3.615803	-2.683994
H	2.306081	2.760016	-1.464831
N	0.480932	0.811863	1.934888
H	-0.267257	0.651840	1.233827
C	0.375504	2.179275	2.483788
H	1.163500	2.320498	3.225776
H	-0.608233	2.286115	2.944351
H	0.502385	2.884398	1.663856
C	0.373463	-0.252909	2.957666
H	1.231509	-0.182490	3.628373
H	0.359366	-1.222004	2.455629
H	-0.558998	-0.108177	3.505272
S	-2.992397	0.052302	1.465129
O	-2.739632	0.853287	2.679583
O	-1.791652	-0.019534	0.579220
O	-4.170203	0.531401	0.676429
H	-3.503475	1.971780	-0.074193
C	-3.344639	-1.616503	1.968236
H	-4.211335	-1.598311	2.629395
H	-3.525687	-2.214503	1.075076
H	-2.458277	-2.000886	2.475454
N	-3.023064	2.881489	-0.253835
H	-1.990250	2.686863	-0.312572
C	-3.271564	3.750341	0.916597
H	-2.996489	3.194162	1.814512
H	-4.332176	4.003836	0.958885
H	-2.669279	4.655355	0.822741
C	-3.444843	3.449715	-1.549562
H	-3.090958	2.788771	-2.341351
H	-2.978541	4.428088	-1.675839
H	-4.531718	3.546273	-1.570029
N	2.643035	-1.639342	-0.725128
H	2.586395	-0.769463	-0.163037

## Supporting Information

C	3.689562	-2.480673	-0.109522
H	3.744604	-3.429025	-0.646193
H	4.638609	-1.946164	-0.164398
H	3.422369	-2.656852	0.931974
C	2.905317	-1.312915	-2.143246
H	2.081847	-0.693195	-2.495264
H	3.839572	-0.754088	-2.200239
H	2.960656	-2.244030	-2.710830
H	1.736030	-2.147610	-0.657449

223

224

(MA)<sub>1</sub>(MSA)<sub>1</sub>

N	2.298093	-0.758447	0.021260
H	2.938974	-1.486010	-0.279277
H	2.019624	-0.958436	0.980007
C	2.921434	0.571969	-0.062293
H	3.832902	0.655294	0.538320
H	3.158893	0.788840	-1.105576
H	2.200493	1.315791	0.283201
S	-0.890703	0.150662	0.070316
O	-1.060193	1.557941	-0.251222
O	-0.337175	-0.197506	1.380731
O	-0.034291	-0.572112	-1.039618
H	0.953163	-0.710991	-0.674398
C	-2.457003	-0.666628	-0.139348
H	-3.146694	-0.224836	0.580648
H	-2.801545	-0.488885	-1.157944
H	-2.324534	-1.730861	0.051848

225

226

(MA)<sub>1</sub>(MSA)<sub>2</sub>

N	0.591767	2.385102	-0.743496
H	-0.287947	1.824653	-0.737457
H	0.551870	3.038011	-1.522782
C	0.769870	3.072394	0.557325
H	0.840895	2.298777	1.321138
H	1.690115	3.655941	0.534347
H	-0.085800	3.719398	0.749534
S	1.877154	-0.661720	-0.071010
O	1.167415	-1.708320	-0.812128
O	1.049753	-0.071216	1.040281
O	2.429078	0.438926	-0.916216
H	1.374395	1.689230	-0.902816



## Supporting Information

C	3.281199	-1.415911	0.723332
H	2.912565	-2.205864	1.377741
H	3.923364	-1.827934	-0.055339
H	3.807629	-0.651808	1.294926
S	-2.298305	-0.208417	0.048922
O	-1.681313	0.876770	-0.737411
O	-3.681594	-0.054350	0.439142
O	-1.452494	-0.438889	1.355310
H	-0.448449	-0.343822	1.200196
C	-2.082357	-1.712589	-0.868832
H	-1.012398	-1.856083	-1.042245
H	-2.502967	-2.524270	-0.275192
H	-2.626272	-1.596483	-1.806942

227

228

(MA)<sub>1</sub>(MSA)<sub>3</sub>

N	0.222658	-0.091641	2.281355
H	-0.511802	-0.575161	1.729763
H	0.187079	0.910168	1.998131
C	0.002315	-0.279984	3.729836
H	-0.973876	0.125458	3.993377
H	0.030318	-1.344336	3.961176
H	0.782262	0.241725	4.284007
S	-0.513276	2.257865	-0.209346
O	0.180129	1.219952	-1.043753
O	0.124738	2.412099	1.117828
O	-1.968302	1.999240	-0.147917
H	1.140702	-0.447145	1.966973
C	-0.308324	3.809236	-1.054726
H	0.758807	4.018638	-1.130014
H	-0.758741	3.714825	-2.042820
H	-0.814686	4.577551	-0.470480
S	-2.538866	-1.531460	-0.320884
O	-3.503043	-2.603826	-0.410420
O	-1.847360	-1.328332	0.961718
O	-3.283820	-0.194139	-0.713727
H	-2.754221	0.622961	-0.473269
C	-1.306084	-1.709274	-1.585693
H	-0.701211	-2.581488	-1.336692
H	-1.824667	-1.847353	-2.534402
H	-0.686988	-0.810335	-1.593223
S	2.788659	-0.873426	-0.344442

## Supporting Information

O	1.916773	-1.843222	-0.986747
O	2.699710	-0.771101	1.119424
O	2.621653	0.550369	-0.990493
H	1.641191	0.855440	-0.996091
C	4.481963	-1.190061	-0.765500
H	4.735726	-2.157025	-0.330400
H	4.565477	-1.218876	-1.851439
H	5.098712	-0.399028	-0.340145

229

230

(MA)<sub>1</sub>(MSA)<sub>4</sub>

N	-0.110801	-0.910374	2.032088
H	0.520044	-0.115989	1.888650
H	-0.035999	-1.464567	1.158647
C	0.256900	-1.712131	3.215566
H	1.289702	-2.038327	3.102612
H	0.158474	-1.099520	4.111337
H	-0.409644	-2.571708	3.281620
S	-0.010588	-1.498981	-1.662682
O	-1.246052	-0.703033	-1.896634
O	-0.027349	-2.275351	-0.410749
O	1.205585	-0.625528	-1.793601
H	-1.079530	-0.558821	2.067947
C	0.115002	-2.670021	-2.994432
H	-0.748031	-3.333827	-2.940492
H	0.124002	-2.117247	-3.933685
H	1.042113	-3.228092	-2.862454
S	0.031921	2.429005	-0.367335
O	0.454072	3.697917	0.185192
O	-0.269503	1.316034	0.528466
O	1.194625	1.965701	-1.362911
H	1.118717	0.989907	-1.559552
C	-1.344107	2.658718	-1.462939
H	-2.200764	2.940108	-0.850398
H	-1.078036	3.440389	-2.174079
H	-1.536402	1.704512	-1.955794
S	-3.693696	-0.079207	0.702852
O	-3.659789	1.295732	0.236673
O	-2.898801	-0.427456	1.883849
O	-3.372850	-1.082302	-0.474322
H	-2.516899	-0.879270	-0.973858
C	-5.371385	-0.565037	1.019358

## Supporting Information

H	-5.386050	-1.625422	1.269162
H	-5.716228	0.036972	1.860530
H	-5.961087	-0.359023	0.126760
S	3.786233	-0.270643	0.760770
O	4.982144	-0.846414	1.334563
O	2.529055	-0.345718	1.503681
O	3.583473	-0.956494	-0.659915
H	2.651303	-0.871219	-0.997724
C	4.088564	1.432993	0.351457
H	4.982399	1.473413	-0.270976
H	3.219183	1.835034	-0.171193
H	4.249683	1.960711	1.292238

231

232

(MSA)<sub>2</sub>(MSA)<sub>1</sub>

N	1.935662	-1.308589	0.691361
H	0.958870	-1.538729	0.906822
H	2.522032	-1.792369	1.364255
C	2.233565	-1.757971	-0.677073
H	1.506445	-1.296358	-1.349507
H	3.240771	-1.438802	-0.962563
H	2.166156	-2.845698	-0.795421
N	1.578322	1.424116	0.683739
H	1.835316	0.376527	0.754840
H	2.040610	1.940471	1.427663
C	1.912298	1.949017	-0.659117
H	1.296249	1.403449	-1.375601
H	1.676446	3.012462	-0.710936
H	2.972270	1.791181	-0.863664
S	-1.292638	-0.073954	0.008314
O	-1.027050	-1.309490	0.777176
O	-0.554035	-0.004097	-1.273485
O	-1.072252	1.166917	0.828518
H	0.523980	1.448730	0.830078
C	-3.034508	-0.072611	-0.378394
H	-3.244838	-0.957766	-0.979101
H	-3.590051	-0.102570	0.559039
H	-3.261372	0.836788	-0.934793

233

234

(MA)<sub>2</sub>(MSA)<sub>2</sub>

N	-0.015895	2.147765	-0.053651
H	0.856613	1.966477	0.489032

## Supporting Information

H	-0.861262	1.955282	0.525039
C	-0.040535	3.496146	-0.648694
H	0.828575	3.618113	-1.294828
H	-0.955529	3.613408	-1.229079
H	-0.013464	4.240413	0.146672
N	0.015310	-2.147625	-0.053273
H	0.031453	-1.413036	-0.773378
H	-0.858257	-1.967984	0.487971
C	0.043632	-3.495629	-0.649113
H	0.961180	-3.611572	-1.225704
H	0.013999	-4.240427	0.145662
H	-0.822627	-3.617962	-1.298997
S	2.570295	0.013201	0.176028
O	2.391552	1.269316	0.952631
O	1.717858	-0.004056	-1.045174
O	2.392888	-1.220135	0.988024
H	0.859363	-1.954197	0.526947
C	4.269693	0.007113	-0.363346
H	4.439107	0.895033	-0.972423
H	4.903396	0.022019	0.523692
H	4.441366	-0.899766	-0.943210
S	-2.570789	-0.013416	0.175988
O	-2.393225	-1.269696	0.952498
O	-1.717497	0.003719	-1.044626
O	-2.393292	1.219777	0.988215
H	-0.031667	1.413592	-0.774204
C	-4.269847	-0.006508	-0.364468
H	-4.904031	-0.021546	0.522227
H	-4.440931	0.900647	-0.944068
H	-4.439215	-0.894155	-0.973960

235

236

(MA)<sub>2</sub>(MSA)<sub>3</sub>

N	-0.768399	-0.611296	1.946672
H	-0.640749	0.266717	1.432693
H	-0.107333	-1.302911	1.534918
C	-0.492534	-0.423536	3.383463
H	0.528932	-0.063503	3.502494
H	-1.195218	0.302841	3.791805
H	-0.610355	-1.378569	3.894590
N	-0.579340	0.586190	-1.922658
H	0.088799	1.367938	-1.917407

## Supporting Information

H	-1.297073	0.775260	-1.181723
C	-1.219836	0.370590	-3.237990
H	-0.463218	0.068906	-3.962168
H	-1.980560	-0.400885	-3.122285
H	-1.694871	1.297618	-3.558939
S	1.957282	-2.039008	-0.185178
O	1.087130	-2.392069	0.957992
O	3.142830	-1.220325	0.231501
O	1.230906	-1.424439	-1.319555
H	-0.028992	-0.242834	-1.633008
C	2.645873	-3.567449	-0.780222
H	3.304254	-3.338848	-1.618076
H	3.200936	-4.028445	0.036656
H	1.819440	-4.204686	-1.095190
S	-3.490726	-0.066170	0.016363
O	-3.583216	-0.688552	-1.311328
O	-2.398761	0.967936	0.079926
O	-3.363851	-1.019662	1.152545
H	-1.752427	-0.907833	1.757549
C	-5.014651	0.818686	0.296604
H	-5.137179	1.551338	-0.501284
H	-5.827426	0.092289	0.280060
H	-4.956264	1.309699	1.267888
S	2.009127	2.049893	0.086402
O	1.067792	1.372449	0.981007
O	1.489181	2.441553	-1.226134
O	3.314344	1.221923	-0.060121
H	3.186695	0.174959	0.050766
C	2.627053	3.513665	0.877196
H	3.047422	3.232855	1.842242
H	3.387487	3.950821	0.230312
H	1.784694	4.195324	0.997648

237

238

(MA)<sub>2</sub>(MSA)<sub>4</sub>

N	0.063308	-0.470507	-2.138049
H	-0.769665	-0.998268	-1.796738
H	0.906407	-0.845427	-1.678157
C	0.170476	-0.569641	-3.607583
H	0.283319	-1.617039	-3.885230
H	-0.737694	-0.163793	-4.051983
H	1.036494	-0.000275	-3.944272

## Supporting Information

N	-2.395675	1.671227	1.124106
H	-2.100570	0.931259	1.779138
H	-2.506501	1.234902	0.180528
C	-3.674656	2.272407	1.551627
H	-3.556567	2.717253	2.539510
H	-3.965599	3.037267	0.832132
H	-4.427838	1.485483	1.580984
S	0.943774	2.636489	-0.148316
O	0.523395	2.265937	-1.511358
O	1.554094	1.440449	0.569596
O	-0.104573	3.257351	0.680230
H	-1.625290	2.358400	1.055588
C	2.275810	3.805826	-0.287204
H	3.077946	3.346164	-0.865672
H	1.886270	4.687028	-0.797092
H	2.612268	4.056042	0.718812
S	-3.255970	-0.898358	-1.027726
O	-3.620798	-1.059529	0.394610
O	-2.234167	-1.870921	-1.502141
O	-2.852095	0.506498	-1.343690
H	-0.023342	0.517429	-1.852561
C	-4.725359	-1.228865	-1.983452
H	-5.502546	-0.533554	-1.665899
H	-4.491062	-1.088113	-3.038685
H	-5.027180	-2.258343	-1.789838
S	-0.325606	-1.117102	2.228621
O	-1.230019	-0.241277	2.977491
O	0.975839	-1.407399	2.812528
O	-0.130796	-0.493642	0.775820
H	0.560789	0.243951	0.782986
C	-1.171865	-2.611225	1.806506
H	-1.350957	-3.130553	2.749075
H	-2.109188	-2.339452	1.314831
H	-0.526777	-3.196157	1.151687
S	3.738749	-1.167196	-0.451235
O	4.902458	-1.523415	-1.231676
O	2.407381	-1.515927	-0.958774
O	3.800514	0.399534	-0.213879
H	2.917198	0.776472	0.083143
C	3.876816	-1.838487	1.187669
H	3.900753	-2.923987	1.082968
H	4.806961	-1.473197	1.622662

## Supporting Information

H	3.006607	-1.531219	1.772732
---	----------	-----------	----------

239

240

(MA)<sub>3</sub>(MSA)<sub>1</sub>

N	-2.411523	-1.148501	-1.033960
H	-1.466878	-1.518990	-1.177596
H	-2.934517	-1.267933	-1.894809
C	-3.034384	-1.891280	0.066081
H	-2.395661	-1.800899	0.949168
H	-4.014466	-1.463250	0.299271
H	-3.162232	-2.960811	-0.140525
N	0.581027	2.589168	-1.078385
H	0.593779	3.246053	-1.851045
H	1.053641	1.730716	-1.375920
C	1.304772	3.124965	0.080366
H	2.344210	3.397272	-0.139766
H	0.788780	4.008798	0.468720
H	1.321099	2.356795	0.858933
N	-1.444117	1.165755	0.216102
H	-1.926441	0.433642	-0.375620
H	-0.864685	1.801678	-0.398844
C	-2.377082	1.909517	1.074455
H	-2.938635	1.213329	1.699091
H	-1.818003	2.593655	1.714435
H	-3.072009	2.480962	0.457370
S	1.250383	-0.990360	0.058315
O	0.644541	-0.267717	1.225317
O	1.810298	-0.056913	-0.944406
O	0.329615	-1.998622	-0.511985
H	-0.726098	0.632240	0.763637
C	2.633943	-1.893233	0.736511
H	2.257332	-2.586359	1.488775
H	3.112552	-2.433248	-0.080865
H	3.325281	-1.176651	1.180364

241

242

(MA)<sub>3</sub>(MSA)<sub>2</sub>

N	-0.080626	-1.884237	1.751796
H	-0.855642	-1.218633	1.721293
H	0.761076	-1.327724	1.892123
C	-0.268284	-2.876148	2.807629
H	-1.187191	-3.438025	2.618725
H	0.563553	-3.586308	2.801261

## Supporting Information

H	-0.338669	-2.440574	3.813280
N	0.070609	2.354549	0.271942
H	0.912872	2.519574	-0.305276
H	0.310513	1.489315	0.778506
C	-0.249483	3.452796	1.200865
H	-0.475912	4.353360	0.630335
H	-1.120105	3.162612	1.788857
H	0.601265	3.634874	1.857701
N	0.091909	-2.073882	-1.003711
H	-0.765782	-1.541461	-1.246507
H	0.055269	-2.167112	0.059828
C	0.123910	-3.381426	-1.679585
H	1.008962	-3.931903	-1.358786
H	-0.773642	-3.943279	-1.418725
H	0.160436	-3.238044	-2.759791
S	2.688530	0.420236	-0.312571
O	2.519148	1.771725	-0.901149
O	2.497956	-0.684704	-1.284744
O	1.848416	0.244747	0.910217
H	0.939337	-1.511855	-1.217669
C	4.388282	0.314431	0.219434
H	4.570346	1.108128	0.944124
H	4.545157	-0.665133	0.671456
H	5.023042	0.439891	-0.657889
S	-2.625191	0.371402	-0.370481
O	-2.049149	0.271870	0.994596
O	-2.392099	-0.840588	-1.194631
O	-2.195281	1.627910	-1.050079
H	-0.752457	2.132732	-0.338954
C	-4.394898	0.496865	-0.185868
H	-4.614099	1.377211	0.418519
H	-4.833695	0.592605	-1.179118
H	-4.750401	-0.408258	0.306824

243

244

(MA)<sub>3</sub>(MSA)<sub>3</sub>

N	2.858667	1.836976	-0.427026
H	3.197687	1.125635	0.257008
H	2.688603	2.740639	0.026538
C	3.761987	1.916745	-1.590874
H	3.835254	0.919328	-2.024405
H	3.352339	2.617286	-2.318688



## Supporting Information

H	4.746182	2.254089	-1.265755
N	-0.184252	-1.028599	-1.742362
H	-0.282821	-0.046760	-1.425065
H	-0.854890	-1.560331	-1.153012
C	-0.501885	-1.173335	-3.177092
H	0.172175	-0.544705	-3.759356
H	-0.372337	-2.215793	-3.468795
H	-1.536199	-0.863502	-3.324052
N	-0.633957	-0.737189	1.992379
H	-0.580347	0.294249	1.845231
H	0.295984	-1.143946	1.794942
C	-1.113025	-1.028064	3.356593
H	-2.096526	-0.574758	3.478754
H	-1.181202	-2.107131	3.495822
H	-0.417918	-0.604315	4.081390
S	-0.234017	2.526322	0.379513
O	-3.385407	0.209830	0.755664
O	0.730790	3.639840	0.285701
O	-0.403854	1.993410	1.750810
H	-1.286142	-1.128549	1.283353
C	-1.827338	3.096408	-0.161220
H	-2.120645	3.914090	0.498060
H	-1.736054	3.441214	-1.191119
H	-2.525021	2.259541	-0.078078
S	2.860925	-1.533176	0.303311
O	1.665129	-2.017100	1.032553
O	3.559133	-0.408335	0.978110
O	2.558616	-1.219330	-1.124850
H	0.793405	-1.291601	-1.521003
C	4.012107	-2.894316	0.292572
H	3.532562	-3.742285	-0.196494
H	4.904345	-2.585439	-0.252173
H	4.256137	-3.134032	1.327614
S	-3.299760	-0.777053	-0.335413
O	-2.228419	-1.807991	-0.039310
O	-3.133107	-0.212493	-1.686637
O	0.156294	1.421283	-0.579493
H	1.898669	1.526969	-0.693332
C	-4.829212	-1.698422	-0.337060
H	-4.772747	-2.460495	-1.114359
H	-4.959273	-2.155109	0.644129
H	-5.637985	-0.997091	-0.544580

## Supporting Information

245

246

(MA)<sub>3</sub>(MSA)<sub>4</sub>

N	-1.369710	-2.444858	0.815309
H	-2.308560	-1.997837	0.810910
H	-1.054157	-2.511002	1.796967
C	-1.340073	-3.705065	0.054562
H	-1.617342	-3.490244	-0.977280
H	-0.332644	-4.116911	0.097983
H	-2.052970	-4.405383	0.490574
N	-0.295505	0.239242	-1.996630
H	0.362591	-0.437802	-1.586097
H	-0.148508	1.133243	-1.502170
C	-0.015110	0.400000	-3.435377
H	-0.143905	-0.561811	-3.931208
H	-0.708713	1.128654	-3.854861
H	1.011692	0.746066	-3.551698
N	-1.441653	2.528568	0.977030
H	-1.073178	2.005001	1.811355
H	-2.136850	1.928387	0.496619
C	-2.031425	3.823865	1.359536
H	-1.267047	4.438111	1.835636
H	-2.412771	4.327957	0.471263
H	-2.847653	3.650699	2.060696
S	0.228926	-0.103496	2.448711
O	2.380142	2.561011	0.769984
O	-0.286664	-1.351166	3.055987
O	-0.384127	1.127019	3.019230
H	-0.641612	2.648957	0.333376
C	1.962761	-0.023812	2.828204
H	2.054201	0.044819	3.912646
H	2.426894	-0.934968	2.452482
H	2.372143	0.860097	2.337379
S	-3.665594	-0.277146	-0.705568
O	-3.339047	1.164760	-0.566939
O	-3.763471	-1.000597	0.582945
O	-2.738285	-0.964335	-1.655505
H	-1.258881	-0.122854	-1.836638
C	-5.284113	-0.349962	-1.449267
H	-5.247666	0.175772	-2.403379
H	-5.541600	-1.399141	-1.594371
H	-5.988593	0.129352	-0.769336
S	2.045381	2.430221	-0.645360

## Supporting Information

O	0.608276	2.706837	-0.969645
O	2.460167	1.124940	-1.268495
O	0.109243	-0.111286	0.949264
H	-0.721743	-1.729522	0.445942
C	2.969298	3.666251	-1.539677
H	2.740806	3.574447	-2.601364
H	2.671041	4.644093	-1.161073
H	4.029084	3.490208	-1.354336
S	2.373104	-2.264424	-0.475033
O	1.367606	-1.964989	-1.504433
O	1.916405	-2.950153	0.722080
O	3.159978	-0.971371	-0.091589
H	2.818179	-0.094883	-0.528514
C	3.649927	-3.245442	-1.229496
H	3.204441	-4.200458	-1.509436
H	4.021890	-2.715710	-2.106043
H	4.441089	-3.390878	-0.493959

247

248

(MA)<sub>4</sub>(MSA)<sub>1</sub>

N	0.904431	0.277943	-2.413754
H	1.004801	0.831315	-3.258021
H	-0.095254	0.199414	-2.203337
C	1.480776	-1.059381	-2.588461
H	2.570615	-0.987700	-2.669151
H	1.221995	-1.655761	-1.709939
H	1.102707	-1.586418	-3.473735
N	1.716946	-1.233135	1.632375
H	0.873978	-1.612243	1.188785
H	1.522944	-1.173759	2.626603
C	2.865362	-2.098516	1.367879
H	3.016008	-2.167676	0.286534
H	3.770736	-1.666158	1.805171
H	2.750020	-3.119425	1.755131
N	-0.669272	2.669210	1.084458
H	-0.658910	3.298313	1.880136
H	-1.149836	1.809255	1.365899
C	-1.361751	3.274101	-0.057717
H	-2.369014	3.638413	0.182749
H	-0.776508	4.113291	-0.447515
H	-1.458049	2.513003	-0.835767
N	1.560703	1.188938	0.179503

## Supporting Information

H	1.609370	0.309883	0.766427
H	0.770333	1.789419	0.544975
C	2.841253	1.907816	0.231967
H	3.637506	1.270336	-0.156783
H	2.783422	2.816416	-0.369905
H	3.071174	2.176481	1.264484
S	-1.586396	-0.827850	0.101052
O	-1.690249	0.120467	-1.037798
O	-1.446748	-0.144566	1.412164
O	-0.546147	-1.867964	-0.110056
H	1.331374	0.905068	-0.813351
C	-3.147846	-1.698579	0.156655
H	-3.940004	-0.966764	0.317593
H	-3.286132	-2.210766	-0.795837
H	-3.112205	-2.415164	0.977522

249

250

(MA)<sub>4</sub>(MSA)<sub>2</sub>

N	0.002840	-1.864247	1.835058
H	-0.817525	-1.260977	1.762733
H	0.822704	-1.260305	1.762068
C	0.003757	-2.629935	3.078548
H	-0.879191	-3.274483	3.113006
H	0.887575	-3.273324	3.112331
H	0.003686	-2.004979	3.981971
N	-0.001006	1.866961	1.834254
H	0.820033	1.264532	1.762791
H	-0.820269	1.262160	1.761891
C	-0.002946	2.634830	3.076334
H	0.878978	3.280853	3.109556
H	-0.887776	3.276881	3.109113
H	-0.001798	2.011579	3.980945
N	0.001607	-2.523835	-0.846144
H	-0.848224	-2.005291	-1.145610
H	0.001613	-2.463110	0.218681
C	-0.005259	-3.913126	-1.331562
H	-0.006905	-3.924874	-2.421905
H	0.884545	-4.426811	-0.965962
H	-0.898626	-4.418780	-0.963478
N	-0.002390	2.522703	-0.847965
H	0.847407	2.003603	-1.146746
H	-0.002308	2.463247	0.216981

## Supporting Information

C	0.004805	3.911353	-1.335193
H	-0.884908	4.425770	-0.970402
H	0.898248	4.417306	-0.967703
H	0.006577	3.921610	-2.425552
S	-2.738417	0.001099	-0.516828
O	-2.405399	-1.231986	-1.276226
O	-2.420247	1.245241	-1.264506
O	-2.179122	-0.002155	0.859747
H	-0.857407	2.012040	-1.145934
C	-4.514630	-0.010296	-0.338807
H	-4.956017	-0.007767	-1.335438
H	-4.795827	-0.911839	0.205842
H	-4.806351	0.882341	0.214922
S	2.738135	-0.002156	-0.516989
O	2.181030	0.004199	0.860429
O	2.402672	1.228519	-1.279222
O	2.420054	-1.248592	-1.260945
H	0.856832	-2.013488	-1.144258
C	4.514600	0.011498	-0.341734
H	4.808055	-0.879377	0.213911
H	4.954536	0.006821	-1.338999
H	4.795636	0.914749	0.200158

251

252

(MA)<sub>4</sub>(MSA)<sub>3</sub>

N	4.332279	-2.160901	0.355586
H	5.284982	-2.467717	0.190338
H	3.699098	-2.825998	-0.093040
C	4.038500	-2.114483	1.794135
H	4.603674	-1.303149	2.262155
H	2.971013	-1.917691	1.922631
H	4.271791	-3.051003	2.315230
N	3.125675	0.088612	-0.807830
H	3.699218	-0.699064	-0.386837
H	2.983194	0.842038	-0.108345
C	3.730107	0.632605	-2.038354
H	4.733770	0.997922	-1.817704
H	3.784565	-0.155234	-2.790394
H	3.109188	1.455115	-2.394527
N	-1.094547	0.993375	-1.710341
H	-1.865318	1.216545	-1.042962
H	-0.628544	0.126422	-1.383845

## Supporting Information

C	-1.648211	0.781303	-3.062274
H	-2.401901	-0.003286	-2.994546
H	-2.103546	1.706774	-3.415068
H	-0.847448	0.479497	-3.737824
N	-0.744942	0.051274	2.084044
H	-0.200523	-0.738680	1.678761
H	-1.754064	-0.168454	1.919577
C	-0.450676	0.207400	3.521289
H	0.606090	0.443585	3.647498
H	-1.057740	1.017454	3.924925
H	-0.685800	-0.723124	4.037742
S	1.222225	2.838917	0.218535
O	1.190071	2.616674	-1.255230
O	2.408046	2.212366	0.857217
O	-0.060306	2.455546	0.860658
H	-0.504615	0.922227	1.573599
C	1.390296	4.596205	0.465471
H	0.523524	5.085479	0.021197
H	1.431866	4.784168	1.538393
H	2.310876	4.921942	-0.018964
S	-3.729269	-0.236001	0.142483
O	-3.258829	-1.149625	-0.921943
O	-3.336968	1.178539	-0.120659
O	-3.337002	-0.673768	1.510819
H	-0.370765	1.730300	-1.671854
C	-5.512701	-0.272979	0.119898
H	-5.847238	0.043709	-0.868207
H	-5.831587	-1.294832	0.326128
H	-5.877544	0.408953	0.887978
S	0.657450	-2.418800	-0.370480
O	0.601596	-2.153463	1.093467
O	1.815841	-3.233016	-0.773070
O	0.596075	-1.121876	-1.139362
H	2.185259	-0.305540	-1.004442
C	-0.817954	-3.310252	-0.805386
H	-0.835962	-4.223757	-0.210120
H	-1.688069	-2.679990	-0.601971
H	-0.757562	-3.546809	-1.868194
S	-1.999725	1.999725	-1.999725

253

254

(MA)<sub>4</sub>(MSA)<sub>4</sub>

## Supporting Information

O	-0.868279	1.552909	-2.852771
O	-1.552909	2.852771	-0.868279
C	-3.029223	3.029223	-3.029223
H	-3.883900	3.356007	-2.436684
H	-2.436684	3.883900	-3.356007
H	-3.356007	2.436684	-3.883900
O	-2.852771	0.868279	-1.552909
H	-1.532658	2.075110	0.703473
N	-1.643150	1.643150	1.643150
H	-2.075110	0.703473	1.532658
H	-0.703473	1.532658	2.075110
C	-2.495068	2.495068	2.495068
H	-2.018733	3.467830	2.615615
H	-3.467830	2.615615	2.018733
H	-2.615615	2.018733	3.467830
S	1.999725	-1.999725	-1.999725
O	2.852771	-0.868279	-1.552909
O	0.868279	-1.552909	-2.852771
C	3.029223	-3.029223	-3.029223
H	2.436684	-3.883900	-3.356007
H	3.356007	-2.436684	-3.883900
H	3.883900	-3.356007	-2.436684
O	1.552909	-2.852771	-0.868279
H	-0.703473	-1.532658	-2.075110
N	-1.643150	-1.643150	-1.643150
H	-1.532658	-2.075110	-0.703473
H	-2.075110	-0.703473	-1.532658
C	-2.495068	-2.495068	-2.495068
H	-2.615615	-2.018733	-3.467830
H	-2.018733	-3.467830	-2.615615
H	-3.467830	-2.615615	-2.018733
S	-1.999725	-1.999725	1.999725
O	-0.868279	-1.552909	2.852771
O	-1.552909	-2.852771	0.868279
C	-3.029223	-3.029223	3.029223
H	-3.883900	-3.356007	2.436684
H	-2.436684	-3.883900	3.356007
H	-3.356007	-2.436684	3.883900
O	-2.852771	-0.868279	1.552909
H	2.075110	0.703473	-1.532658
N	1.643150	1.643150	-1.643150
H	0.703473	1.532658	-2.075110

## Supporting Information

H	1.532658	2.075110	-0.703473
C	2.495068	2.495068	-2.495068
H	3.467830	2.615615	-2.018733
H	2.615615	2.018733	-3.467830
H	2.018733	3.467830	-2.615615
S	1.999725	1.999725	1.999725
O	1.552909	2.852771	0.868279
O	2.852771	0.868279	1.552909
C	3.029223	3.029223	3.029223
H	3.356007	2.436684	3.883900
H	3.883900	3.356007	2.436684
H	2.436684	3.883900	3.356007
O	0.868279	1.552909	2.852771
H	1.532658	-2.075110	0.703473
N	1.643150	-1.643150	1.643150
H	2.075110	-0.703473	1.532658
H	0.703473	-1.532658	2.075110
C	2.495068	-2.495068	2.495068
H	2.018733	-3.467830	2.615615
H	3.467830	-2.615615	2.018733
H	2.615615	-2.018733	3.467830

255

256



## Supporting Information

---

### 257 REFERENCE

- 258 (1) Lu, T.; Chen, F. W. Multiwfn: A Multifunctional Wavefunction Analyzer. *J.*  
259 *Comput. Chem.* **2012**, *33* (5), 580-592.
- 260 (2) Zhan, K.; Li, Z.; Chen, J.; Hou, Y.; Zhang, J.; Sun, R.; Bu, Z.; Wang, L.; Wang, M.;  
261 Chen, X.; Hou, X. Tannic Acid Modified Single Nanopore with Multivalent Metal Ions  
262 Recognition and Ultra-trace Level Detection. *Nano Today* **2020**, *33*, 100868.
- 263 (3) Chen, Z. Q.; Han, R. L.; Zhong, C. P. Adsorption of Fluoroquinolone by Carbon  
264 Nanotubes: A Combined Experimental and Density Functional Theory Study. *Chem.*  
265 *Pap.* **2020**, *74*, 3847–3856
- 266 (4) Zhu, S. F.; Gan, Q.; Feng, C. G. Multimolecular Complexes of CL-20 with  
267 Nitropyrazole Derivatives: Geometric, Electronic Structure, and Stability. *Acs Omega*  
268 **2019**, *4* (8), 13408-13417.
- 269 (5) Zheng, A. B.; Ren, M.; Zhang, Y. Y.; Cai, Y. H.; Zhang, J.; Yuan, Y.; Lei, M.;  
270 Wang, P. A Thioxanthenthioxanthene-based Hole Transporter with 2D Molecular  
271 Stacking for Efficient and Thermostable Perovskite Solar Cells. *ACS Mater. Lett.* **2020**,  
272 *2* (7), 691-698.
- 273 (6) Elm, J. An Atmospheric Cluster Database Consisting of Sulfuric Acid, Bases,  
274 Organics, and Water. *ACS Omega* **2019**, *4* (6), 10965-10974.
- 275