

Supplementary Information for:

High temperature thermodynamics of Cerium Silicates, $A\text{-Ce}_2\text{Si}_2\text{O}_7$, and $\text{Ce}_{4.67}(\text{SiO}_4)_3\text{O}$

Andrew C. Strzelecki^{1,2,3}, Kyle Kriegsman^{1,2}, Paul Estevenon^{4,5}, Vitaliy Goncharov^{1,2,3}, Jianming Bai⁶, Stephanie Szenknect⁴, Adel Mesbah⁴, Di Wu^{1,2,3,7}, John S. McCloy^{1,3,8}, Nicolas Dacheux⁴, Xiaofeng Guo^{1,2,3*}

¹ *Department of Chemistry, Washington State University, Pullman, Washington 99164, United States*

² *Alexandra Navrotsky Institute for Experimental Thermodynamics, Washington State University, Pullman, Washington 99164, United States*

³ *Materials Science and Engineering, Washington State University, Pullman, Washington 99164, United States*

⁴ *ICSM, Univ Montpellier, CNRS, CEA, ENSCM, Site de Marcoule, Bagnols sur Cèze, 30207, France*

⁵ *CEA, DES, ISEC, DMRC, Univ Montpellier, Site de Marcoule, 30207 France*

⁶ *National Synchrotron Light Source II, Brookhaven National Laboratory, Upton, New York 11973, United States*

⁷ *The Gene and Linda Voiland School of Chemical Engineering and Bioengineering, Washington State University, Pullman, Washington 99164, United States*

⁸ *School of Mechanical and Materials Engineering, Washington State University, Pullman, Washington 99164, United States*

* e-mail: x.guo@wsu.edu

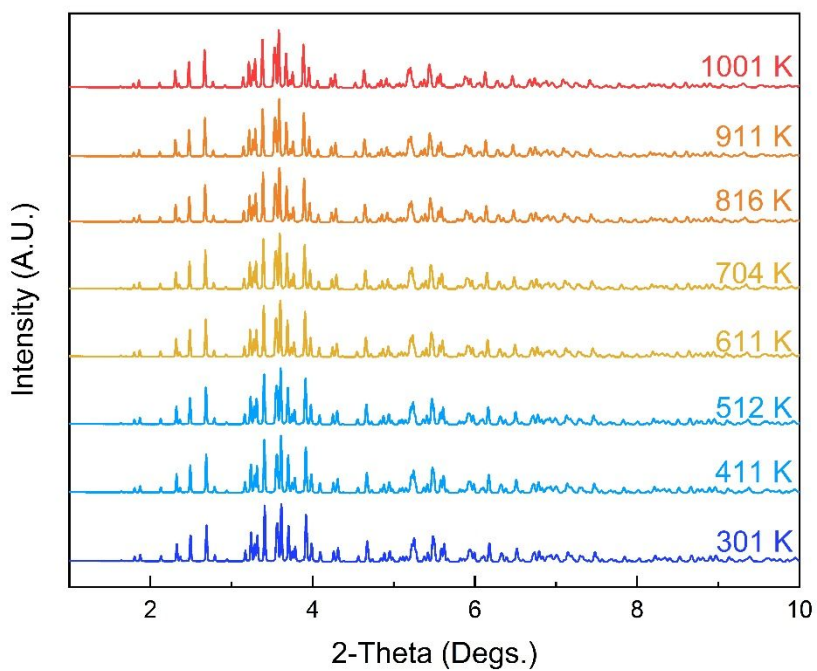


Figure S1: Synchrotron XRD patterns of A-Ce₂Si₂O₇ at every ~100K intervals.

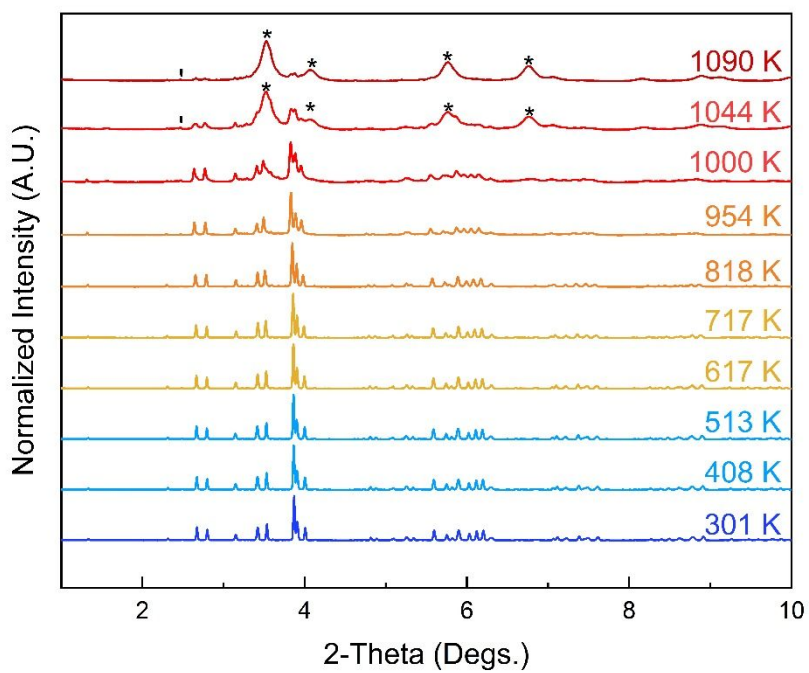


Figure S2: Synchrotron XRD patterns of Ce_{4.67}(SiO₄)₃O. Symbol * denotes ceria (CeO₂) and ˆ denotes beta-quartz (SiO₂).

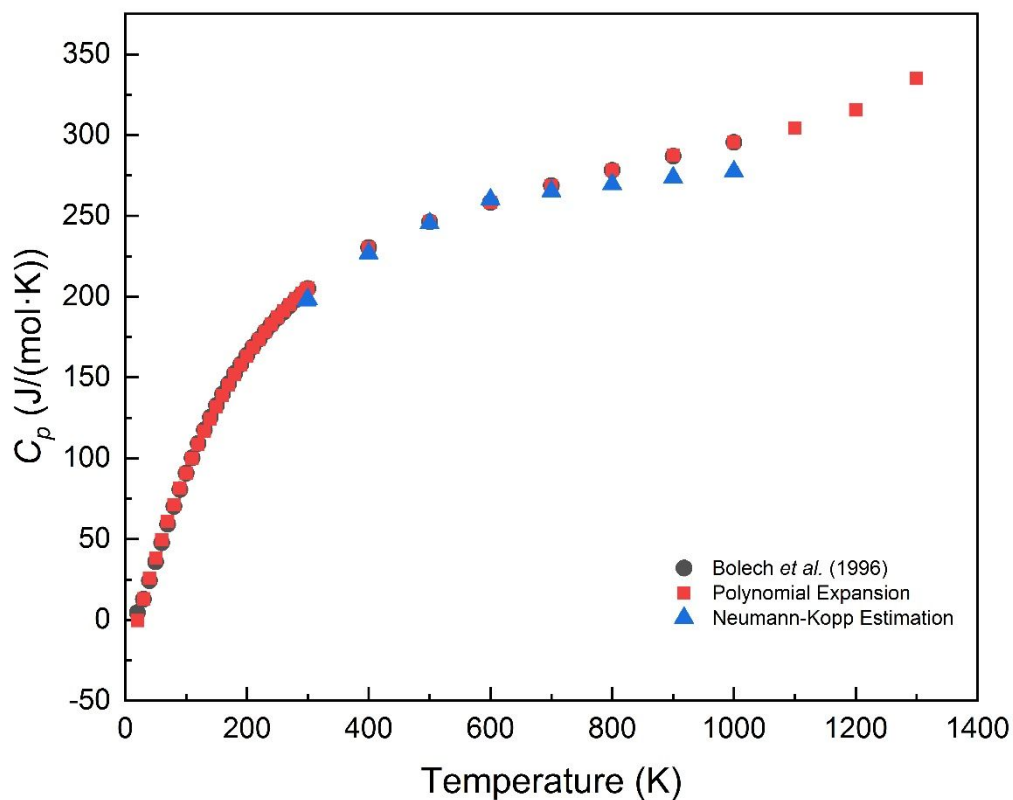


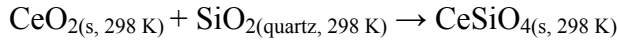
Figure S3: Comparison of three different heat capacities data for G-Ce₂Si₂O₇. Data is from experimental data reported in Bolech et al.¹ (*grey*), fifth-order polynomial fitting to expand the data reported by Bolech et al.¹ from 1000 to 1300 K (*red*), and estimation of C_p through Neumann-Kopp rule (*blue*). Data of the binary oxides (CeO₂ and SiO₂) utilized for estimation using Neumann-Kopp was taken from Robie and Hemingway².

Table S1: Thermochemical cycles used for calculations of the enthalpy of formation from binary oxides and the standard enthalpy of formation of stetindite based on the data of drop solution calorimetry in molten lead borate at 973 K.

Reaction	ΔH (kJ/mol)
(1) $\text{CeSiO}_4 \cdot 0.025\text{H}_2\text{O}_{(s, 298 \text{ K})} \rightarrow \text{CeO}_{2(\text{sln}, 973 \text{ K})} + \text{SiO}_{2(\text{cristobalite}, 973 \text{ K})} + 0.025\text{H}_2\text{O}_{(\text{g}, 973 \text{ K})}$	$\Delta H_1 = 137.17^* (1)^\ddagger$
(2) $\text{CeO}_{2(s, 298 \text{ K})} \rightarrow \text{CeO}_{2(\text{sln}, 973 \text{ K})}$	$\Delta H_2 = 122.90 \pm 2.6^3$
(3) $\text{SiO}_{2(\text{quartz}, 298 \text{ K})} \rightarrow \text{SiO}_{2(\text{cristobalite}, 973 \text{ K})}$	$\Delta H_3 = 39.4 \pm 0.4^4$
(4) $\text{Ce}_{(s, 298 \text{ K})} + \text{O}_{2(\text{g}, 298 \text{ K})} \rightarrow \text{CeO}_{2(s, 298 \text{ K})}$	$\Delta H_4 = -1088.7 \pm 1.5^2$
(5) $\text{Si}_{(s, 298 \text{ K})} + \text{O}_{2(\text{g}, 298 \text{ K})} \rightarrow \text{SiO}_{2(\text{quartz}, 298 \text{ K})}$	$\Delta H_5 = -910.7 \pm 1.0^2$
(6) $\text{H}_2\text{O}_{(l, 298 \text{ K})} \rightarrow \text{H}_2\text{O}_{(\text{g}, 298 \text{ K})}$	$\Delta H_6 = 69.0^5$

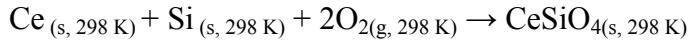
Corrected enthalpy of drop solution value assuming H₂O behaves like liquid water, and the enthalpy of formation of stetindite from CeO₂, SiO₂ (quartz):

$$\Delta H_{\text{ds}}(\text{CeSiO}_4) = \Delta H_1 - 0.025 \cdot \Delta H_6 = 133.64 \text{ kJ/mol}$$



$$\Delta H_{\text{f,ox}}(\text{CeSiO}_4) = -\Delta H_{\text{ds}}(\text{CeSiO}_4) + \Delta H_2 + \Delta H_3 = 28.7 \pm 2.6 \text{ kJ/mol}$$

Standard enthalpy of formation of stetindite:



$$\Delta H_{\text{f}}^\circ(\text{CeSiO}_4) = \Delta H_{\text{f,ox}}(\text{CeSiO}_4) + \Delta H_4 + \Delta H_5 = -1970.7 \pm 3.2 \text{ kJ/mol}$$

* Average. † Two standard deviations of the average value. ‡ Number of measurements.

Table S2: Table of thermodynamic variables needed to calculate ΔG_{rxn} at 1300 K to assess the external stability of A-Ce₂Si₂O₇.

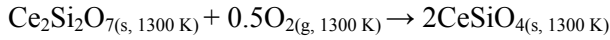
(1) Ce ₂ Si ₂ O _{7(s, 298 K)}	$S^\circ_1 = 186.2 \pm 5.6 \text{ J/mol}\cdot\text{K}^c$
(2) CeSiO _{4(s, 298 K)}	$S^\circ_2 = 97.4 \pm 2.9 \text{ J/mol}\cdot\text{K}^c$
(3) Ce _(s, 298 K)	$S^\circ_3 = 72.0 \pm 4.0 \text{ J/mol}\cdot\text{K}^2$
(4) Si _(s, 298 K)	$S^\circ_4 = 41.5 \pm 0.1 \text{ J/mol}\cdot\text{K}^2$
(5) O _{2(g, 298 K)}	$S^\circ_5 = 205.2 \pm 0.02 \text{ J/mol}\cdot\text{K}^2$
(6) Ce ₂ Si ₂ O _{7(s)}	$\Delta C_{\text{P } 1300-298} = 33.3 \text{ J/mol}\cdot\text{K}^a$
(7) CeSiO _{4(s)}	$\Delta C_{\text{P } 1300-298} = 47.2 \text{ J/mol}\cdot\text{K}^b$
(8) CeO _{2(s)}	$\Delta C_{\text{P } 1300-298} = 19.8 \text{ J/mol}\cdot\text{K}^2$
(9) SiO _{2(s)}	$\Delta C_{\text{P } 1300-298} = 27.4 \text{ J/mol}\cdot\text{K}^2$
(10) H _{2O(g)}	$\Delta C_{\text{P } 1300-298} = 9.7 \text{ J/mol}\cdot\text{K}^5$
(11) O _{2(g)}	$\Delta C_{\text{P } 1300-298} = 6.6 \text{ J/mol}\cdot\text{K}^5$
(12) H _{2(g)}	$\Delta C_{\text{P } 1300-298} = 2.0 \text{ J/mol}\cdot\text{K}^5$
(13) Ce ₂ Si ₂ O _{7(s, 298 K)} + $((\Delta C_{\text{P}} \times (1300 - 298.15))/1000)^a \rightarrow$ Ce ₂ Si ₂ O _{7(s, 1300 K)}	$\Delta H_1 = -3694.3 \pm 6.0 \text{ kJ/mol}$
(14) CeSiO _{4(s, 298 K)} + $((\Delta C_{\text{P}} \times (1300 - 298.15))/1000)^b \rightarrow$ CeSiO _{4(s, 1300 K)}	$\Delta H_2 = -1924.6 \pm 3.6 \text{ kJ/mol}^6$
(15) CeO _{2(s, 298 K)} + $((\Delta C_{\text{P}} \times (1300 - 298.15))/1000) \rightarrow$ CeO _{2(s, 1300 K)}	$\Delta H_3 = -1068.8 \pm 1.3 \text{ kJ/mol}^2$
(16) SiO _{2(quartz, 298 K)} + $((\Delta C_{\text{P}} \times (1300 - 298.15))/1000) \rightarrow$ SiO _{2(cristobalite, 1300 K)}	$\Delta H_4 = -844.4 \pm 2.1 \text{ kJ/mol}^2$
(17) H _{2O(g, 298 K)} + $((\Delta C_{\text{P}} \times (1300 - 298.15))/1000) \rightarrow$ H _{2O(g, 1300 K)}	$\Delta H_5 = -202.9 \pm 0.04 \text{ kJ/mol}^5$
(18) O _{2(g, 298 K)} + $((\Delta C_{\text{P}} \times (1300 - 298.15))/1000) \rightarrow$ O _{2(g, 1300 K)}	$\Delta H_6 = 33.3 \pm 0.02 \text{ kJ/mol}^5$
(19) H _{2(g, 298 K)} + $((\Delta C_{\text{P}} \times (1300 - 298.15))/1000) \rightarrow$ H _{2(g, 1300 K)}	$\Delta H_7 = 29.9 \text{ kJ/mol}^5$
(20) Ce ₂ Si ₂ O _{7(s, 298 K)}	$\Delta G_1 = -3599.0 \pm 10.0 \text{ kJ/mol}^d$
(21) CeSiO _{4(s, 298 K)}	$\Delta G_2 = -1844.8 \pm 6.1 \text{ kJ/mol}^d$
(22) Ce ₂ Si ₂ O _{7(s, 1300 K)}	$\Delta G_3 = -2707.9 \pm 10.0 \text{ kJ/mol}^d$
(23) CeSiO _{4(s, 1300 K)}	$\Delta G_4 = -1370.2 \pm 6.1 \text{ kJ/mol}^d$
(24) CeO _{2(s, 1300 K)}	$\Delta G_5 = -815.2 \pm 1.9 \text{ kJ/mol}^2$
(25) SiO _{2(cristobalite, 1300 K)}	$\Delta G_6 = -679.7 \pm 2.1 \text{ kJ/mol}^2$
(26) H _{2O(g, 1300 K)}	$\Delta G_7 = -175.7 \pm 0.1 \text{ kJ/mol}^2$
(27) O _{2(g, 1300 K)}	$\Delta G_8 = -117.1 \pm 0.0 \text{ kJ/mol}^2$
(28) H _{2(g, 1300 K)}	$\Delta G_9 = -198.5 \pm 0.0 \text{ kJ/mol}^2$

Standard Entropy of Formation of Ce₂Si₂O₇:

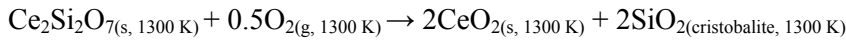
$$\Delta S_f = S^\circ(1) - (2 \times S^\circ_2) - (2 \times S^\circ_3) - (3.5 \times S^\circ_4) = -758.8 \pm 8.0 \text{ J/mol}\cdot\text{K}$$

Standard Entropy of Formation of CeSiO₄:

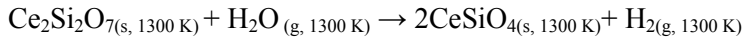
$$\Delta S_f = S^\circ(2) - S^\circ_2 - S^\circ_3 - (2 \times S^\circ_4) = -426.4 \pm 5.0 \text{ J/mol}\cdot\text{K}$$

Reaction (1): A-Ce₂Si₂O₇ reacting with oxygen at 1300 K and forming CeSiO₄

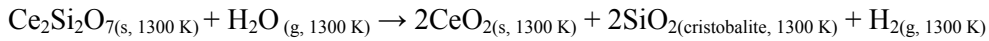
$$\Delta G_{\text{rxn}} = 2\Delta G_4 - \Delta G_3 - 0.5\Delta G_8 = 66.7 \pm 13.2 \text{ kJ/mol}$$

Reaction (2): A-Ce₂Si₂O₇ reacting with oxygen at 1300 K and forming CeO₂ and SiO₂

$$\Delta G_{\text{rxn}} = 2\Delta G_5 + 2\Delta G_6 - \Delta G_3 - 0.5\Delta G_8 = -182.7 \pm 10.7 \text{ kJ/mol}$$

Reaction (3): A-Ce₂Si₂O₇ reacting with steam at 1300 K and forming CeSiO₄ and H₂

$$\Delta G_{\text{rxn}} = 2\Delta G_4 + \Delta G_9 - \Delta G_3 - \Delta G_7 = 26.1 \pm 13.2 \text{ kJ/mol}$$

Reaction (4): A-Ce₂Si₂O₇ reacting with steam at 1300 K and forming CeO₂, SiO₂, and H₂

$$\Delta G_{\text{rxn}} = 2\Delta G_5 + 2\Delta G_6 + \Delta G_9 - \Delta G_3 - \Delta G_7 = -223.3 \pm 10.7 \text{ kJ/mol}$$

^a Expanded heat capacity equation of Bolech *et al.* (1996)¹; ^b Heat capacity derived through NKR of CeO₂² and SiO₂²; ^c S° estimated through use of the empirical relationship developed for silicate minerals by Jenkins and Glasser (2003)⁷; ^d ΔG_T = ΔH_T - TS

References:

- (1) Bolech, M.; Cordfunke, E. H. P.; van Genderen, A. C. G.; Van Der Laan, R. R.; Janssen, F. J. J. G.; van Miltenburg, J. C. The Heat Capacity and Derived Thermodynamic Functions of $\text{La}_2\text{Si}_2\text{O}_7$ and $\text{Ce}_2\text{Si}_2\text{O}_7$ from 4 to 1000 K. *Thermochim. Acta* **1996**, 284 (96), 253–261.
- (2) Robie, Richard A.; Hemingway, B. S. Thermodynamic Properties of Minerals and Related Substances at 298.15 K and 1 Bar (105 Pascals) Pressure and at Higher Temperatures. *U.S. Geol. Surv. Bull.* **1995**, 2131.
- (3) Putnam, R. L.; Navrotsky, A.; Cordfunke, E. H. P.; Huntelaar, M. E. Thermodynamics of Formation of Two Cerium Aluminum Oxides, $\text{CeAlO}_{3(s)}$ and $\text{CeAl}_{12}\text{O}_{19.918(s)}$, and Cerium Sesquioxide, $\text{Ce}_2\text{O}_{3(s)}$ At T= 298.15 K. *J. Chem. Thermodyn.* **2000**, 32 (7), 911–921. <https://doi.org/10.1006/jcht.2000.0665>.
- (4) Navrotsky, A. Progress and New Directions in Calorimetry: A 2014 Perspective. *J. Am. Ceram. Soc.* **2014**, 97 (11), 3349–3359. <https://doi.org/10.1111/jace.13278>.
- (5) Chase, M. W. NIST-JANAF Thermochemical Tables 2 Volume-Set, 4th ed.; American Institute of Physics, **1998**.
- (6) Strzelecki, A. C.; Bourgeois, C.; Kriegsman, K. W.; Zhao, X.; Estevenon, P.; Wei, N.; Szenknect, S.; Mesbah, A.; Wu, D.; Ewing, R. C.; et al. Thermodynamics of CeSiO_4 : Implications for Actinide Orthosilicates. *Inorg. Chem.* **2020**. <https://doi.org/Unpublished>.
- (7) Jenkins, H. D. B.; Glasser, L. Standard Absolute Entropy, S298o, Values from Volume or Density. *Inorg. Chem.* **2003**, 42 (26), 8702–8708. <https://doi.org/10.1021/ic030219p>.