

Supporting Information

One-step preparation of hydrophobic surfaces containing hydrophilic groups for efficient water harvesting

Pei Lyu^{2,4}, *Xiangyi Zhang*¹, *Xin Jiang*¹, *Bin Shang*^{1,2,*}, *Xin Liu*^{1,2}, and *Ziwei Deng*^{3,*}

1 School of Materials Science and Engineering, Wuhan Textile University, Wuhan, 430200,

P. R. China

2 State Key Laboratory of New Textile Materials and Advanced Processing Technologies,

Wuhan Textile University, Wuhan 430073, P. R. China

3 Key Laboratory of Applied Surface and Colloid Chemistry, Ministry of Education, Shaanxi

Key Laboratory for Advanced Energy Devices, Shaanxi Engineering Lab for Advanced

Energy Technology, School of Materials Science and Engineering, Shaanxi Normal

University, Xi'an 710119, China

4 Institute for Frontier Materials, Deakin University, Geelong, Victoria 3216, Australia

Corresponding Author

* Email: bshang@wtu.edu.cn (Bin Shang); Email: zwdeng@snnu.edu.cn (Ziwei Deng)

Contents

Figure S1. SEM image and corresponding elemental mapping of the raw fabric.	S3
Figure S2. Water droplet pinned on the surface of Fabric-1.....	S3
Figure S3. Water contact angle of functional fabric surface ($\text{H}_2\text{N-PDMS-NH}_2$, TEOS and TGOS were 2×10^{-2} mol, 5×10^{-4} mol and 5×10^{-4} mol, respectively)	S3
Table S1. Comparison of the mechanical properties of the original fabric, the fabric treated in acid environment and the prepared functional Fabric-2.	S4
Table S2. Comparison of water collection rate of the prepared functional fabrics with other previous researches	S4
Supplementary movie captions	S5
Movie S1: This movie shows the sliding behavior of water (10 ul) on the surface of Fabric-2.	S5
Movie S2: This movie shows the sliding behavior of water (20 ul) on the surface of Fabric-2.	S5
Movie S3: This movie shows the sliding behavior of water (30 ul) on the surface of Fabric-2.	S5
Movie S4: This movie shows the sliding behavior of water (10 ul) on the surface of Fabric-3.	S5
Movie S5: This movie shows the sliding behavior of water (20 ul) on the surface of Fabric-3.	S5
Movie S6: This movie shows the sliding behavior of water (30 ul) on the surface of Fabric-3.	S5
REFERENCES	S5




Figure S1. SEM image and corresponding elemental mapping of the raw fabric.




Figure S2. Water droplet pinned on the surface of Fabric-1.




Figure S3. Water contact angle of functional fabric surface ($\text{H}_2\text{N-PDMS-NH}_2$, TEOS and TGOS were 2×10^{-2} mol, 5×10^{-4} mol and 5×10^{-4} mol, respectively).

Table S1. Comparison of the mechanical properties of the original fabric, the fabric treated in acid environment and the prepared functional Fabric-2.

Sample	Maximum tensile strain (%)	Maximum tensile stress(MPa)
Fabric without treatment	50.19	91.86
Fabric-2	75.04	83.52
Raw fabric treated in acid environment	63.59	91.57

Table S2. Comparison of water collection rate of the prepared functional fabrics with other previous researches

Water harvesting material	Water collection rate (g cm ⁻² h ⁻¹)	Type of experiment	References
Incorporating a (super)hydrophobically modified metal-based gauze onto the surface of a hydrophilic polystyrene flat sheet	~0.159 g cm ⁻² h ⁻¹	Fog harvesting with fog flow rate of ~12 cm/s at 7 cm distance, the temperature and relative humidity are 22 °C and 90-95%, respectively.	1
CB modified hydrophilic needle and hydrophobic agent coated sheet	~1.066 g cm ⁻² h ⁻¹	Fog harvesting with fog flow rate of ~70 cm/s at 5 cm distance and 85-90% RH	2
Cellulose-based superhydrophobic surface decorated with functional hydrophilic groups	~0.694 g cm ⁻² h ⁻¹	Fog harvesting with fog flow rate of ~1.1 m/s at 8 cm distance, the temperature and relative humidity are 25 °C and 30%, respectively.	3
Star-shaped wettability patterns	~2.78 g cm ⁻² h ⁻¹	Fog harvesting with fog flow rate of ~75 cm/s and relative humidity of more than 95%	4
CNFs/ZnO-tetrapod hybrid Janus membrane	~2.34 g cm ⁻² h ⁻¹	NA	5
Polydimethylsiloxane and graphene coated hydrophobic and superhydrophobic Cu mesh	~5.4 g cm ⁻² h ⁻¹	Fog harvesting with fog flow rate of ~45 cm/s	6
Copper oxide microtufts were fabricated onto the Ficus religiosa leaf skeletons via electroplating and chemical oxidation techniques	~0.45 g cm ⁻² h ⁻¹	Fog harvesting with fog flow rate of 5-15 cm/s at 5cm distance, the temperature and relative humidity are 25 °C and 99%, respectively.	7
Hybrid hydrophilic-hydrophobic CuO@TiO ₂ -coated copper mesh	~0.571 g cm ⁻² h ⁻¹	The flow rate and speed of the commercial humidifier are 0.07 g s ⁻¹ and about 50 cm s ⁻¹ at 5 cm distance, respectively, the	8

		temperature and relative humidity in the environment are 22 °C and 90%, respectively	
Janus fabrics with asymmetric wettability	~0.224 g cm ⁻² h ⁻¹	Fog harvesting with fog flow rate of ~10 cm/s at 10 cm distance, the temperature and relative humidity are 20 °C and 90%, respectively.	9
Surface with a well-arranged hierarchical nanoneedle structures	~0.543 g cm ⁻² h ⁻¹	Fog harvesting with fog flow rate of ~0.0867 cm ³ /s at 10 cm distance with a 45° inclined angle.	10
Hydrophobic surfaces containing hydrophilic groups	~3.145 g cm ⁻² h ⁻¹	A conventional ultrasonic humidifier (JSQ25) with the fog-making power approximately 0.25 L/h was used, the distance keeps at 5 cm, and the temperature and relative humidity are 10 °C and 90-95 %, respectively.	This work

Supplementary movie captions

Movie S1: This movie shows the sliding behavior of water (10 ul) on the surface of Fabric-2.

Movie S2: This movie shows the sliding behavior of water (20 ul) on the surface of Fabric-2.

Movie S3: This movie shows the sliding behavior of water (30 ul) on the surface of Fabric-2.

Movie S4: This movie shows the sliding behavior of water (10 ul) on the surface of Fabric-3.

Movie S5: This movie shows the sliding behavior of water (20 ul) on the surface of Fabric-3.

Movie S6: This movie shows the sliding behavior of water (30 ul) on the surface of Fabric-3.

REFERENCES

(1) Wang, Y.; Zhang, L.; Wu, J.; Mohamed, N.; Wang, P, A Facile Strategy for the Fabrication of a Bioinspired Hydrophilic–Superhydrophobic Patterned Surface for Highly Efficient Fog-Harvesting. *J. Mater. Chem. A*, **2015**, *3*, 18963-18969.

(2) Wen, C.; Guo, H.; Bai, H.; Xu, T; Liu, M; Yang, J.; Zhu, Y.; Zhao, W.; Zhang, J.; Cao, M.; Zhang, L, Beetle-Inspired Hierarchical Antibacterial Interface for Reliable Fog Harvesting. *ACS Appl. Mater. Interfaces*, **2019**, *11*, 34330-34337.

- (3) Huang, W; Tang, X.; Qiu, Z; Zhu, W.; Wang, Y.; Zhu, Y.; Xiao, Z.; Wang, H.; Liang, D.; Li, J; Xie, Y., Cellulose-Based Superhydrophobic Surface Decorated with Functional Groups Showing Distinct Wetting Abilities to Manipulate Water Harvesting. *ACS Appl. Mater. Interfaces*, **2020**, *12*, 40968-40978.
- (4) Bai, H; Wang, L; Ju, J; Sun, R.; Zheng, Y.; Jiang, L, Efficient Water Collection on Integrative Bioinspired Surfaces with Star-Shaped Wettability Patterns. *Adv. Mater*, **2014**, *26*, 5025-5030.
- (5) Li, D; Fan, Y.; Han, G.; Guo, Z., Multibioinspired Janus Membranes with Superwetable Performance for Unidirectional Transportation and Fog Collection. *Chem. Eng. J*, **2021**, *404*, 126515.
- (6) Song, Y.; Liu, Y; Jiang, H.; Li, Shu.; Cigdem, K; Thomas, S; Han, Z.; Ren, L., A Bioinspired Structured Graphene Surface with Tunable Wetting and High Wearable Properties for Efficient Fog Collection. *Nanoscale* **2018**, *10*, 16127-16137.
- (7) Vipul, S; Harri, A.; Anastasia, K.; Kyriacos, Y; Kimmo, L; Veikko, S, Copper Oxide Microtufts on Natural Fractals for Efficient Water Harvesting. *Langmuir* **2021**, *37*, 3370-3381.
- (8) Gou, X.; Guo, Z., Hybrid Hydrophilic–Hydrophobic CuO@TiO₂-Coated Copper Mesh for Efficient Water Harvesting. *Langmuir* **2020**, *36*, 64-73.
- (9) Zhu, R.; Liu, M.; Hou, Y.; Zhang, L.; Li, M; Wang, D; Wang, D; Fu, S., Biomimetic Fabrication of Janus Fabric with Asymmetric Wettability for Water Purification and Hydrophobic/Hydrophilic Patterned Surfaces for Fog Harvesting. *ACS Appl. Mater. Interfaces*, **2020**, *12*, 50113-50125.
- (10) Lu, J.; Chi, V.; Subhash, C.; Yang, J.; Xin, W; Yu, Z; Guo, C., Bioinspired Hierarchical Surfaces Fabricated by Femtosecond Laser and Hydrothermal Method for Water Harvesting. *Langmuir* **2019**, *35*, 3562-3567.