

Supporting Information

Andresen Eguiluz *et al.*

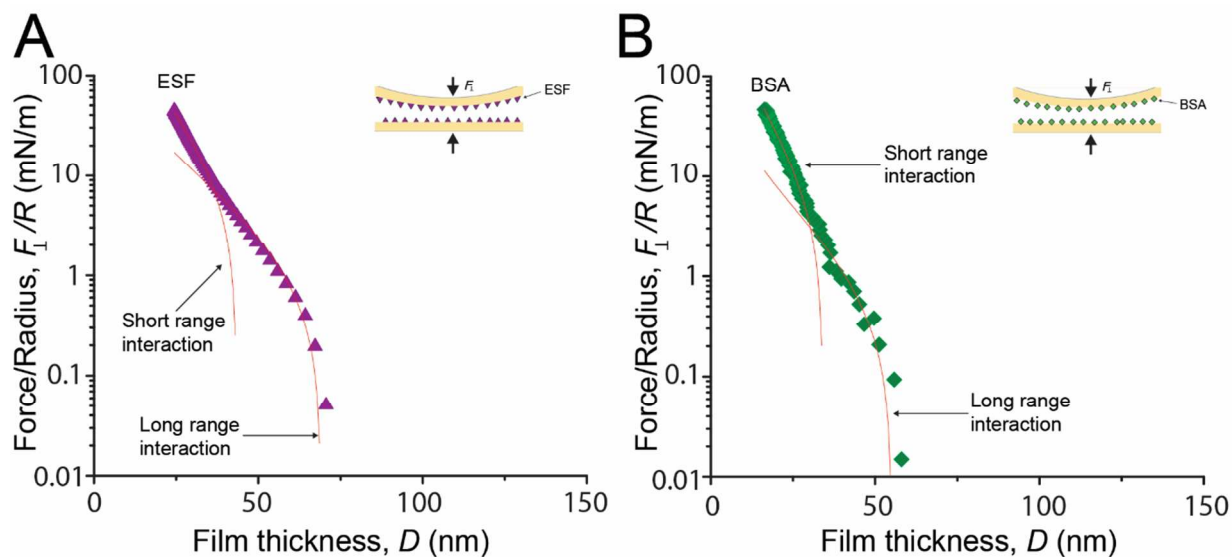


Figure S1. Semi-log plots of representative curves of the normal force F_{\perp} normalized by the surface radius of curvature R as a function of the film thickness D . (A) ESF (purple triangles) and (B) BSA (dark green diamonds) adsorbed to mica (no Fn). Red lines indicate AdG fits to Eq. 1 from main text.

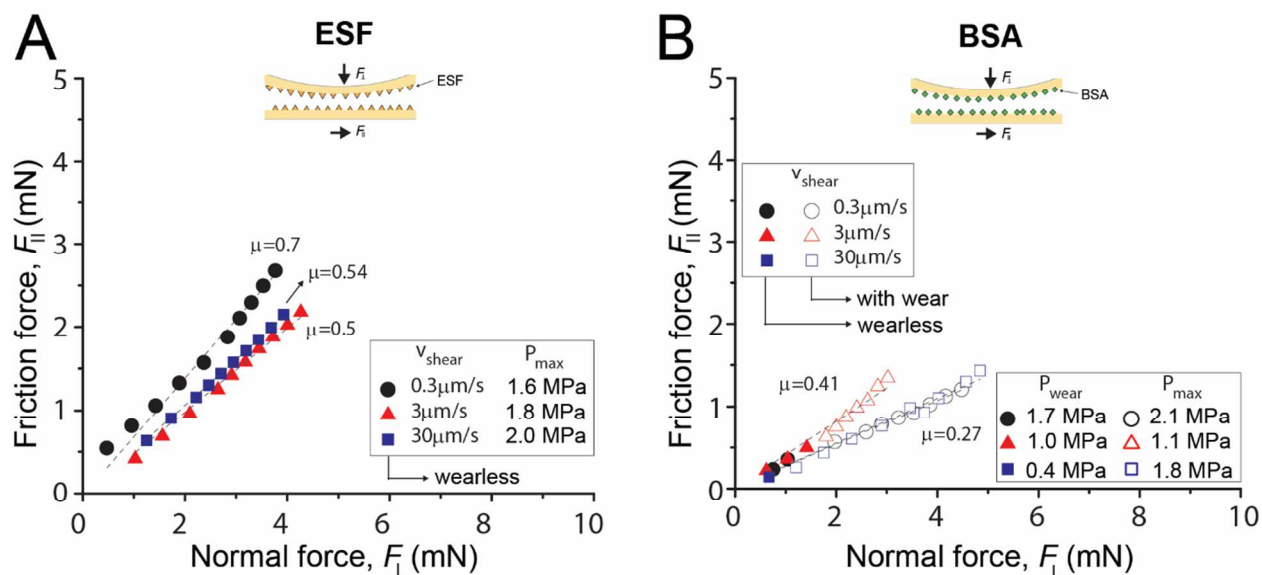


Figure S2. Friction force F_{\parallel} as a function of normal force F_{\perp} between (A) mica surfaces with adsorbed ESF and (B) with adsorbed BSA sheared in PBS. The surfaces were sheared at sliding velocities of $v = 0.3 \mu\text{m/s}$ (black circles), $v = 3 \mu\text{m/s}$ (red triangles), and $v = 30 \mu\text{m/s}$ (blue squares). Open symbols for BSA indicate measurements after the surfaces became damaged.

Particulate formation and evolution

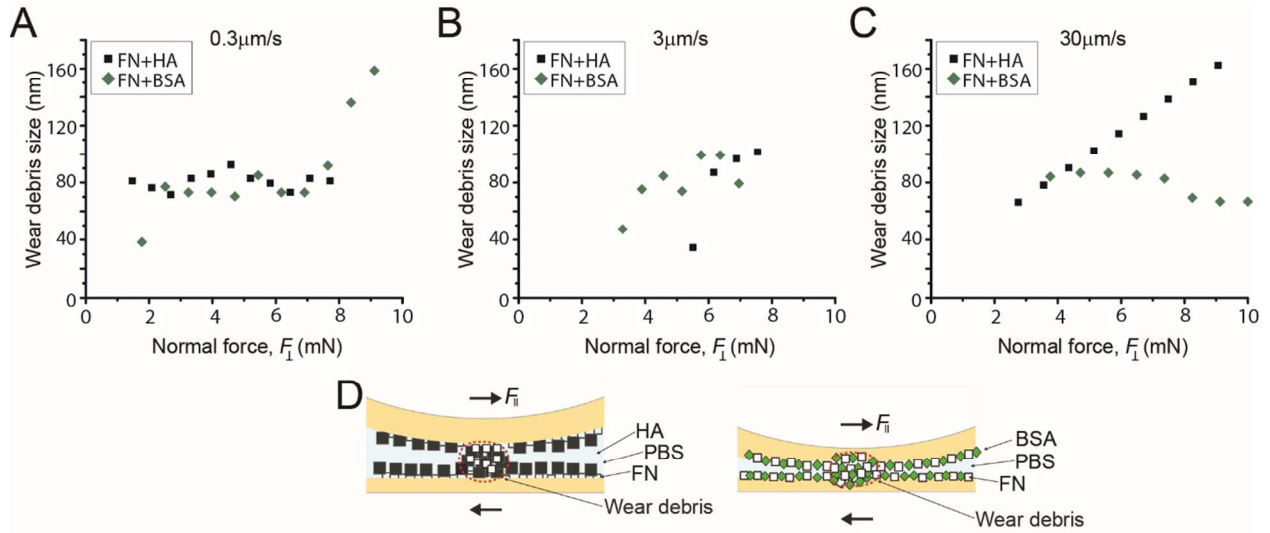


Figure S3. Average size of debris measured in the shearing junction as a function of normal force F_{\perp} at sliding velocities of (A) $V = 0.3 \mu\text{m/s}$, (B) $V = 3 \mu\text{m/s}$, and (C) $V = 30 \mu\text{m/s}$ for mica surfaces with adsorbed FN and HA (black squares), and with adsorbed FN and BSA (green diamonds). (D) Schematic representation of FN+HA+mica and FN+BSA+mica debris confined between surfaces. White squares indicate the presence of FN.