

---

## **SUPPORTING EPPENDIX FOR**

### **Direct energy consumption associated emissions by rural-to-urban migrants in Beijing**

Ru MY<sup>1</sup>, Tao S<sup>1\*</sup>, Smith KR<sup>2</sup>, Shen GF<sup>1</sup>, Shen HZ<sup>1</sup>, Huang Y<sup>1</sup>, Chen H<sup>1</sup>, Chen YL<sup>1</sup>, Chen Xi<sup>1</sup>, Liu JF<sup>1</sup>, Li BG<sup>1</sup>, Wang XL<sup>1</sup>, He CF<sup>1</sup>

1. *Laboratory for Earth Surface Processes, College of Urban and Environmental Sciences, Peking University, Beijing 100871, P.R. China*
2. *UC Berkeley, California, 94720-1234, USA*

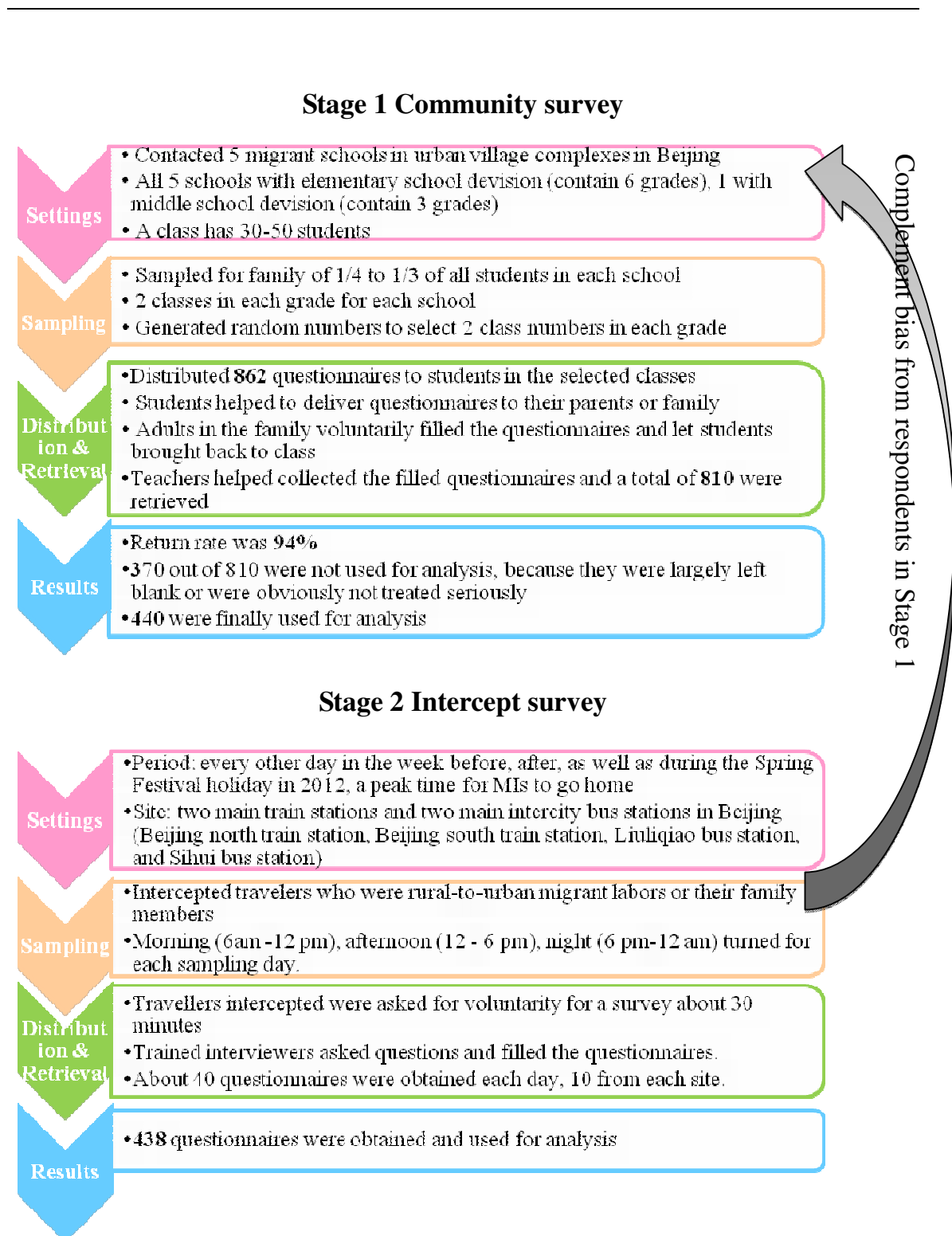
Number of pages:       **12**

Number of tables:       **5**

Number of figures:       **6**

<p><b>Survey on Residential Energy Consumption for migrants in Beijing</b></p> <p><b>Does your Hukou (registration place) locates in Beijing?</b></p> <p>A. Yes B. No</p> <p><b>Address of Homeplace</b></p> <p>Province: _____ City: _____ Country: _____ Town or village: _____</p> <p><b>Gender</b></p> <p>A. male B. female</p> <p><b>Housing status?</b></p> <p>A. self-owned B. rented</p> <p><b>Monthly rent (if applicable)</b></p> <p>_____ yuan</p> <p><b>Current address in Beijing</b></p> <p>_____</p> <p><b>How many roommates or family members are you living together with?</b></p> <p>_____</p> <p><b>Your housing type</b></p> <p>A. bungalow B. multistoried apartment without elevator C. multistoried apartment with elevator D. basement E. houses built privately on farmers' land F. temporary shed</p> <p><b>How long has it been since you reside in Beijing?</b></p> <p>_____ Years and _____ months</p> <p><b>Average monthly income</b></p> <p>_____ yuan</p> <p><b>Your way of daily commuting</b></p> <p>A. public transportation B. bicycle C. private car daily gasoline spending: _____ yuan D. electric bicycle</p> <p><b>What home appliances do you have (choose all you have)?</b></p> <p>A. electric heater B. television C. air conditioner D. deductive stove E. washing machine F. electric rice cooker G. refrigerator H. computer I. electric water heater J. electric fan K. microwave oven L. electric bicycle</p>		<p>M. water kettle</p> <p><b>Monthly spending on household electricity</b></p> <p>A. 0 - 50 yuan B. 50 - 70 yuan C. 70 - 90 yuan D. 90 - 100 yuan E. 100 - 150 yuan F. 150 - 200 yuan G. &gt; 200 yuan</p> <p><b>Do you use gas powered water heater on household?</b></p> <p>Household total use per day: _____ minutes</p> <p><b>What cooking energy do you use (you can choice more than one)</b></p> <p>A. pipeline natural gas B. liquid propane gas C. honeycomb coal briquette D. chunk coal E. firewood F. electricity E. others, please specify: _____</p> <p><b>Monthly spending on cooking per person</b></p> <p>A. 0 - 10 yuan B. 10 - 20 yuan C. 20 - 30 yuan D. 30 - 40 yuan E. &gt; 40 yuan</p> <p><b>What do you use for heating in winter (choose all that applies)?</b></p> <p>A. no heating B. centralized heating system C. build-in electricity heater D. electric heater E. honeycomb coal briquette stove F. chunk coal stove E. firewood E. others, please specify: _____</p> <p><b>Yearly spending on heating per person:</b></p> <p>A. 0 - 200 yuan B. 200 - 400 yuan C. 400 - 600 yuan D. 600 - 800 yuan E. 800 - 1000 yuan F. 1000 - 1500 yuan G. 1500 - 2000 yuan G. &gt; 2000 yuan</p> <p><b>Monthly spending on water per person:</b></p> <p>A. 0 - 10 yuan B. 10 - 20 yuan C. 20 - 30 yuan D. 30 - 40 yuan E. 40 - 50 yuan F. 50 - 80 yuan</p> <p>(All currency used in this questionnaire are in RMB)</p> <p>----- This is the end of the survey. Thank you!</p>
---	--	---

**Figure S1** Design of the questionnaire



**Figure S2 Flow chart of the 2-stage survey methods.**

In the community stage, 440 of the retrieved questionnaires were finally used for data analysis. The left 370 were either not well filled or appeared not to be treated seriously. The reason might lie in the fact that school children were the intersection between us and the true respondents- parents or other family members who were migrant labors. Children might have failed to deliver the questionnaires to their parents.

**Table S1a** Calculating price-to-energy factors for converting residential fuel prices to mass/volume, and to megajoules

Energy Type	Prices <sup>1</sup>	Standardized coefficients for mass/volume units <sup>2</sup>	Converting mass/volume to energy consumed <sup>3</sup>	Price-to-energy conversion factors <sup>4</sup>	Price-to-energy conversion yuan/MJ
Thermal central heating	20 yuan/m <sup>2</sup>	0.0251 tce/m <sup>2</sup>	29271 MJ/tce	0.027	
PNG	2.28 yuan/m <sup>3</sup>		38.93 MJ/m <sup>3</sup>	0.059	
LPG market price	105 yuan/canister	15 kg/canister	50.179 MJ/kg	0.140	
Coal honeycomb	1.2 yuan/piece	1.25 kg/piece	17.563 MJ/kg	0.055	
lump coal/chunk coal	0.75 yuan/kg		20.908 MJ/kg	0.036	
Crop rural residues	free NA		14.50 MJ/kg	0.000	
Wood rural	free NA		16.726 MJ/kg	0.000	
urban area of Beijing	6 yuan/kg		16.726 MJ/kg	0.359	

**Table S1-b** Calculating weighted average of converting factors from electricity price to megajoules for coal, oil, and natural gas fired power plants

Source of energy	Electricity price	Efficiency <sup>5</sup>	Conversion factor <sup>6</sup>	Power station mix <sup>7</sup>	Weighted average of conversion
	yuan/kWh		MJ/kWh		MJ/kWh
Coal	0.4883	0.333	3.596	0.762	<b>2.830</b>
Oil		0.336	3.628	0.005	
Natural Gas-f		0.439	4.741	0.015	

**Notes:**

[1] Prices are unit prices in residential sector in 2010 in Beijing.

[2] Standardized units coefficient are the unit conversion from unit for charging prices to standardized mass or volume unit for energy calculation.

[3] Conversion factors are coefficients that transform mass or volume units to energy unit of Mega joule. All conversion factors are Lower Heating Values (LHV).

[4] Price to energy conversion is the Quotient of price and standardized units coefficient and conversion factors. Its unit is yuan/MJ, which can be used to transform expenditures directly to MJ.

[5] For electricity, efficiency is output divided by input. It shows the demand for raw fossil fuels to produce 1 kWh of electricity. Note that transmission loss is not included, as with all other fuels listed here are only considered for end use.

[6] Conversion factor is the energy needed in input fuels to provide 1 kilowatt hour of electricity. Efficiencies for different types of power plants matter as they have different capabilities to transform energy in fuels to electricity. Because the absence of direct data source, conversion factors for oil-fired and natural gas-fired power plants are calculated using coal-fired conversion factor and the efficiencies. e.g.  $CF_{oilfired} = CF_{coal-fired} \times \eta_{oilfired} / \eta_{coal-fired}$ , where CF is conversion factor, and  $\eta$  is efficiency.

[7] Power station mix shows the percentage of power produced by a type of power plant out of total power produced by all kinds of power plants. Note that the total is less than 100% because generation from nuclear and renewables are considered as emission free and is not included in this paper.

[8] Weighted average of the coal, gas, and oil fired power plants represents the fuel consumption in power sector, and is used for all energy calculation and emission estimation in this paper. It correspond to all end-use consumption, including all kinds of energy losses within the power station, but excluding losses in power transmission.

**References**

1. Beijing Municipal Commission of Development and Reform, Notice No. [2010]1850, N.p. 25 Oct. 2010. available at <http://www.bjpc.gov.cn/tztg/201010/t700051.htm>, accessed July 26, 2014.
2. Beijing Municipal Commission of Development and Reform, Notice No. [2011]2199, N.p., 30 Nov. 2011. available at <http://www.bjpc.gov.cn/tztg/201112/t1802160.htm>, accessed July 26, 2014.
3. Beijing Municipal Commission of Development and Reform, Prices of Natural Gas, N.p., 27 Sept. 2010. available at [http://www.bjpc.gov.cn/ywpt/wjgl/jgcy/syjs/syjs\\_ggspxxjg/200605/t119700.htm](http://www.bjpc.gov.cn/ywpt/wjgl/jgcy/syjs/syjs_ggspxxjg/200605/t119700.htm), accessed July 26, 2014.
4. Beijing Municipal Commission of Development and Reform, Prices of Heating Supply, N.p., n.d. available at <http://www.bjpc.gov.cn/ywpt/wjgl/cx/jz/201208/t3884352.htm> 2014. accessed July 27, 2014.
5. Bluefox\_eddie (2014) Unit Conversion and Energy Calculation in Heating Supply. Baidu Document, N.p., 31 Jan. 2011. Web. 28 July 2014. available at [http://wenku.baidu.com/view/3A%2F%2Fwenku.baidu.com%2Flink%3Furl%3D3403tmfTiHdVAcq4vzMrDWpuMDonUZQmEgcLWQH1422qCdpp\\_I0h5BSerRHCn3xXzDVBz5isZDBZJTZL14OAJ4pq1Ird-JwUYiZlxcg\\_](http://wenku.baidu.com/view/3A%2F%2Fwenku.baidu.com%2Flink%3Furl%3D3403tmfTiHdVAcq4vzMrDWpuMDonUZQmEgcLWQH1422qCdpp_I0h5BSerRHCn3xXzDVBz5isZDBZJTZL14OAJ4pq1Ird-JwUYiZlxcg_), accessed July 28, 2014.
6. Division of Energy Statistics of National Bureau of Statistics (2012), China Energy Statistical Yearbook 2011, China Statistics Press, Beijing.
7. GUOJQ1123 (2014) Index of heat Loss of building. Baidu Document, N.p., 22 Mar. 2011. Web. 28 July 2014. available at <http://wenku.baidu.com/link?url=Ik2MLAgFIIIG8NWKNLGvZAOJi00fhrPjZRd1C1uPYNvuTAO5Uq3jPr5bHLKHGXsF6jBfC8WDIVNxDj>

- IOQvdl\_TvIcQ3FC3DWhV2IImrK. accessed July 28, 2014.
8. Marketing Prices of Beijing's LPG Cannister. N.p., 16 Nov. 2012. available at [http://zhidao.baidu.com/link?url=6IG8Ng9srwvnsnVVBx0xTq563otcAMvaW\\_0GdckoYD\\_jLXnxaLvhNfpLH7ME4ujompGNS9D\\_i8LAM3CJP3Bua](http://zhidao.baidu.com/link?url=6IG8Ng9srwvnsnVVBx0xTq563otcAMvaW_0GdckoYD_jLXnxaLvhNfpLH7ME4ujompGNS9D_i8LAM3CJP3Bua). accessed July 27, 2014.
  9. Wlxlm0311 (2014) 3 Steps to Energy Saving in Beijing. Baidu Document. N.p., 10 Jan. 2013. Web. 27 July 2014. available at [http://wenku.baidu.com/link?url=U9EE3C5VbUDqvyoJsdMKC3KloJDZuw1s7vQB\\_MvhfAnqLRhySugj45zwsIHwWwTgYATYe19ccgzHl0vN59lXimlB-ULeaoq5BMW\\_2NZ2e](http://wenku.baidu.com/link?url=U9EE3C5VbUDqvyoJsdMKC3KloJDZuw1s7vQB_MvhfAnqLRhySugj45zwsIHwWwTgYATYe19ccgzHl0vN59lXimlB-ULeaoq5BMW_2NZ2e). accessed July 28, 2014.
  10. Yi XL (2010) Price of heating coal raises more than 200 Yuan per ton for Beijing residents. Enorth.com.cn. N.p., 3 Nov. 2010. Web. available at <http://3A%2F%2Fnews.enorth.com.cn%2Fsystem%2F2010%2F11%2F03%2F005359906.shtml>, accessed July 27, 2014.

**Table S2** Emission factors of various air pollutants

Energy	CO <sub>2</sub>	SO <sub>2</sub>	PM <sub>10</sub>	PM <sub>2.5</sub>	EC	OC	CO	NO <sub>x</sub>	Hg	PAHs	BaP
	tC/GJ	g/GJ	g/GJ	g/GJ	g/GJ	g/GJ	g/GJ	g/GJ	mg/GJ	mg/GJ	mg/GJ
Elec. coal	24300	744	98.1	49.0	0.452	0.512	57.9	237	8.11	1.63	0.091
Elec. oil	20200	221	8.76	6.64	0.319	0.553	29.5	216	0.343	15.8	0.060
Elec. gas	13800	7.19	2.99	2.99	0.005	0.037	49.1	102	1.23	0.068	0.001
Thermal	24300	397	98.1	49.0	0.452	0.512	57.9	190	8.11	1.63	0.091
Gasoline	18200	56.2	75.4	68.9	5.09	9.84	2870	337	0.078	4390	7.73
PNG	13800	7.45	2.81	2.81	0.308	0.038	20.6	54.4	0.0056	2.70	0.037
LPG	16300	1.20	10.4	10.4	1.11	1.04	192	28.1	0.173	8.67	0.070
Coal	24300	500	478	375	174	227	5010	66.0	16.5	7890	81.0
Crop residues	0	27.3	413	400	53.9	135	6340	97.0	1.04	4540	65.4
Wood	0	21.0	325	274	102	179	4760	73.3	1.21	15700	92.8

#### References:

1. Alves C, Gonçalves C, Fernandes A P, Tarelho L, Pio C (2011) Fireplace and woodstove fine particle emissions from combustion of western Mediterranean wood types. *Atmos Res* 101:692-700.
2. AMAP/UNEP, (2008) Technical Background Report to the Global Atmospheric Mercury Assessment. Arctic Monitoring and Assessment Programme/UNEP Chemicals. 159 pp.
3. American Petroleum Institute Compendium of Greenhouse Gas Emissions Estimation Methodologies for the Oil and Gas Industry, Pilot Test Version (API, 2001), available at: <http://www.global.ihns.com>.
4. Andreae M O, Merlet P (2001) Emission of trace gases and aerosols from biomass burning. *Global Biochem Cycles* 15:955-966.
5. Baldauf R W, Gabele P, Crews W, Snow R, Cook J R (2005) Criteria and air-toxic emissions from in-use automobiles in the national low-emission vehicle program. *J Air Waste Manag Asso* 55:1263-1268.
6. Ban Weiss G A, McLaughlin J P, Harley R A, Kean A J, Grosjean E, Grosjean D (2008) Carbonyl and nitrogen dioxide emissions from gasoline- and diesel-powered motor vehicles. *Environ Sci Technol* 42:3944-3950.
7. Bhattacharya S C, Albina D O, Abdul S P. (2002). Emission factors of wood and charcoal-fired cookstoves. *Biomass Bioenergy* 23:453-469.
8. Bi X H, Simoneit B R T, Sheng G Y, Fu J M. Characterization of molecular markers in smoke from residential coal combustion in China. *Fuel* 87:112-119. (2008).
9. Boman C, Pettersson E, Westerholm R, Boström D, Nordin A (2011) Stove performance and emission characteristics in residential wood Log and pellet combustion, part 1: pellet stoves. *Energy Fuels* 25:307-314.
10. Bond T C, Covert D S, Kramlich J C, Larson T V, Charlson R J (2002) Primary particle emissions from residential coal burning: optical properties and size distributions. *JGR: Atmos* 107(D21), ICC-9.
11. Bond T C, Streets D G, Yarber K F, Nelson S M, Woo J H, Klimont Z (2004) A technology-based global inventory of black and organic carbon emissions from combustion. *JGR* 109(D14), D14203.
12. Butcher S S, Sorenson E M (1979) A study of wood stove particulate emissions. *J Air Pollut Cont Asso* 29:724-728.
13. Cadle S H, Mulawa P A, Hunsanger E C, Nelson K, Ragazzi R A, Barrett R, Snow R (1999) Composition of light-duty motor vehicle exhaust particulate matter in the Denver, Colorado area. *Environ Sci Technol* 33:2328-2339.
14. Cao G L, Zhang X Y, Gong S L, Zheng F C (2008) Investigation on emission factors of particulate matter and gaseous pollutants from crop residue burning. *J Environ Sci* 20:50-55.
15. Cao G.L, Zhang X.Y, Zheng F C (2006) Inventory of black carbon and organic carbon emissions from China. *Atmos Environ* 40:6516-6527.
16. Chakraborty N, Mukherjee I, Santra A K, Chowdhury S, Chakraborty S, Bhattacharya S, Sharma C (2008) Measurement of CO<sub>2</sub>, CO, SO<sub>2</sub>, and NO emissions from coal-based thermal power plants in India. *Atmos Environ* 42:1073-1082.
17. Chase R E, Duszkievicz G J, Jensen T E, Lewis D, Schlaps E J, Weibel A T, Mulawa P (2000) Particle mass emission rates from current-technology, light-duty gasoline vehicles. *J Air Waste Manag Asso* 50:930-935.
18. Chen X J, Sheng G Y, Bi X H, Feng Y L, Mai B X (2005) Emission factors for carbonaceous particles and polycyclic aromatic hydrocarbons from residential coal combustion in China. *Environ Sci Technol* 39:1861-1867.
19. Chen Y J, Zhi G R, Feng Y L, Fu J M, Feng J L (2006) Measurements of emission factors for primary carbonaceous particles from residential raw-coal combustion in China. *GRL* 33:L20815.
20. Chen Y J, Zhi G R, Feng Y L, Liu D Y, Zhang G (2009). Measurements of black and organic carbon emission factors for household coal combustion in China: Implication for emission reduction. *Environ Sci Technol* 43:9495-9500.
21. Chen Y, Zhi G, Feng Y, Fu J, Feng J, Sheng G, Simoneit B R (2006) Measurements of emission factors for primary carbonaceous particles from residential raw - coal combustion in China. *GRJ* 33(20).

22. Cheung K L, Polidori A, Ntziachristos L, Tzamkiozis T, Samaras Z, Cassee F R, Sioutas C (2009) Chemical characteristics and oxidative potential of particulate matter emissions from gasoline, diesel, and biodiesel cars. *Environ Sci Technol* 43:6334-6340.
23. Christian T J, Yokelson R J, Cárdenas B, Molina L T, Engling G, Hsu S C (2010) Trace gas and particle emissions from domestic and industrial biofuel use and garbage burning in central Mexico. *Atmos Chem Phys* 10:565-584.
24. Conaway C H, Mason R.P, Steding D.J, Flegal A R (2005) Estimate of mercury emission from gasoline and diesel fuel consumption, San Francisco Bay area, California. *Atmos Environ* 39:101-105.
25. Cooper J A (1980) Environmental impact of residential wood combustion emissions and its implications. *J Air Pollut Con Asso* 30:855-861.
26. Durbin T D, Norbeck J M, Smith M R, Truex T J (1999) Particulate emission rates from light-duty vehicles in the South Coast Air Quality Management District. *Environ Sci Technol* 33:4401-4406.
27. Durbin T D, Pisano J T, Younglove T, Sauer C G, Rhee S H, Huai T, Uihlein J P (2004) The effect of fuel sulfur on NH<sub>3</sub> and other emissions from 2000–2001 model year vehicles. *Atmos Environ* 38:2699-2708.
28. Ekström M, Sjödin Å, Andreasson K (2004) Evaluation of the COPERT III emission model with on-road optical remote sensing measurements. *Atmos Environ*, 38:6631-6641.
29. Fernandes A P, Alves C A, Gonçalves C, Tarelho L, Pio C, Schmidl C, Bauer H (2011) Emission factors from residential combustion appliances burning Portuguese biomass fuels. *J Environ Monit* 13:3196-3206.
30. Fine P M, Cass G R, Simoneit B R (2004) Chemical characterization of fine particle emissions from the wood stove combustion of prevalent United States tree species. *Environ Eng Sci* 21:705-721.
31. Forbes P, Labuschagne K (2009) Development of South African vehicle emission factors. National Association for Clean Air Conference (NACA 2009), Vanderbijlpark, South Africa, 14-16 October 2009, pp 5. Available at <http://researchspace.csir.co.za/dspace/handle/10204/3876>
32. Fu X, Wang S, Zhao B, Xing J, Cheng Z, Liu H, Hao J (2013) Emission inventory of primary pollutants and chemical speciation in 2010 for the Yangtze River Delta region, China. *Atmos Environ* 70:39-50
33. Ge S, Bai Z P, Liu W L, Zhu T, Wang T J (2001) Boiler briquette coal versus raw coal: Part I. Stack gas emissions. *J Air Waste Manage Assoc* 51:524-533.
34. Ge S, Xu X, Chow J C, Watson J, Sheng Q, Liu W, Zhang J (2004). Emissions of air pollutants from household stoves: honeycomb coal versus coal cake. *Environ Sci Technol* 38:4612-4618.
35. Gonçalves C, Alves C, Evtugina M, Mirante F, Pio C, Caseiro A, Carvalho F (2010) Characterisation of PM<sub>10</sub> emissions from woodstove combustion of common woods grown in Portugal. *Atmos Environ* 44:4474-4480.
36. Gonçalves C, Alves C, Fernandes A P, Monteiro C, Tarelho L, Evtugina M, Pio C (2011) Organic compounds in PM<sub>2.5</sub> emitted from fireplace and woodstove combustion of typical Portuguese wood species. *Atmos Environ*, 45:4533-4545.
37. Graham L A, Belisle S L, Baas C (2008) Emissions from light duty gasoline vehicles operating on low blend ethanol gasoline and E85. *Atmos Environ* 42:4498-4516.
38. Gray H A (1986) Control of atmospheric fine primary carbon particle concentrations. Doctoral dissertation, California Institute of Technology, USA.
39. Gullett B K, Touati A, Hays M D (2003) PCDD/F, PCB, HxCBz, PAH, and PM emission factors for fireplace and woodstove combustion in the San Francisco Bay region. *Environ Sci Technol* 37:1758-1765.
40. Guo H, Zhang Q, Shi Y, Wang D (2007) Evaluation of the international vehicle emission model with on-road remote sensing measurements. *J Environ Sci* 19:818-826.
41. Guo H, Zhang Q, Shi Y, Wang D (2007) On-road remote sensing measurements and fuel-based motor vehicle emission inventory in Hangzhou, China. *Atmos Environ* 41:3095-3107.
42. Habib G, Venkataraman C, Bond T C, Schauer J J (2008) Chemical, microphysical and optical properties of primary particles from the combustion of biomass fuels. *Environ Sci Technol* 42:8829-8834.
43. Harley R A, McKeen S A, Pearson J, Rodgers M O, Lonneman W A (2001) Analysis of motor vehicle emissions during the Nashville/Middle Tennessee Ozone Study. *JGR: Atmos* (1984–2012), 106:3559-3567.
44. Heeb N V, Saxer C J, Forss A M, Brühlmann S (2006) Correlation of hydrogen, ammonia and nitrogen monoxide (nitric oxide) emissions of gasoline-fueled Euro-3 passenger cars at transient driving. *Atmos Environ*, 40:3750-3763.
45. Hildemann L M, Markowski G R, Cass G R (1991) Chemical composition of emissions from urban sources of fine organic aerosol. *Environ Sci Technol* 25:744-759.
46. Huang C, Chen C, Li L, Cheng Z, Wang H, Huang H, Streets D, Wang Y, Zhang G, Chen Y (2011) Emission inventory of anthropogenic air pollutants and VOC species in the Yangtze River Delta region, China. *Atmos Chem Phys* 11:4105-4120.
47. Hukkanen A, Kaivosoja T, Sippula O, Nuutinen K, Jokiniemi J, Tissari J (2012) Reduction of gaseous and particulate emissions from small-scale wood combustion with a catalytic combustor. *Atmos Environ* 50:16-23.
48. Intergovernmental Panel on Climate Change (IPCC) Revised 1996 IPCC Guidelines for National Greenhouse Gas Inventories, Reference Manual (Volume 3) (United Nations Environment Programme, the Organization for Economic Co-operation and Development, the International Energy Agency, and the Intergovernmental Panel on Climate Change, 1996), available at: <http://www.ipcc-nggip.iges.or.jp/public/gl/invs1.htm>.
49. IPCC(Intergovernmental Panel on Climate Change) (1997) Revised 1996 IPCC guidelines for national greenhouse gas inventories.
50. Joshi V, Venkataraman C, Ahuja D R (1989) Emissions from burning biofuels in metal cookstoves. *Environ Manag* 13:763-772.
51. Jourard R, Paturel L, Vidon R, Combet E (1990) Emissions unitaires de polluants des véhicules légers (No. 116).
52. Karademir A (2006) Evaluation of the potential air pollution from fuel combustion in industrial boilers in Kocaeli, Turkey. *Fuel* 85:1894-1903.
53. Keshkar H, Ashbaugh L L (2007) Size distribution of polycyclic aromatic hydrocarbon particulate emission factors from agricultural burning. *Atmos Environ* 41:2729-2739.
54. Kim O N T, Albina D O, Ping L, Wang X (2005) Emission of particulate matter and polycyclic aromatic hydrocarbons from select cookstove–fuel systems in Asia. *Biomass Bioenergy* 28:579-590.
55. Kim O N T, Reutergrädh L B, Dung N T (1999) Emission of polycyclic aromatic hydrocarbons and particulate matter from domestic combustion of selected fuels. *Environ Sci Technol* 33:2703-2709.
56. Kinsey J S, Kariher P H, Dong Y (2009) Evaluation of methods for the physical characterization of the fine particle emissions from two residential wood combustion appliances. *Atmos Environ* 43:4959-4967.
57. Kistler M, Schmidl C, Padouvas E, Giebl H, Lohninger J, Ellinger R, Puxbaum H (2012) Odor, gaseous and PM<sub>10</sub> emissions from small scale combustion of wood types indigenous to Central Europe. *Atmos Environ* 51:86-93.
58. Kleeman M J, Robert M A, Riddle S G, Fine P M, Hays M D, Schauer J J, Hannigan M P (2008) Size distribution of trace organic species emitted from biomass combustion and meat charbroiling. *Atmos Environ* 42:3059-3075.

59. Kuhns H D, Mazzoleni C, Moosmüller H, Nikolic D, Keislar R E, Barber P W, Watson J G (2004) Remote sensing of PM, NO, CO and HC emission factors for on-road gasoline and diesel engine vehicles in Las Vegas, NV. *Sci Total Environ* 322:123-137.
60. Kupiainen K, Klimont Z (2004) Primary emissions of submicron and carbonaceous particles in Europe and the potential for their control. International Institute for Applied Systems Analysis (IASA), Interim report IR-04-79, Schlossplatz, 1.
61. Lee H, Kim J, Myung C L, Park S (2009) Experimental investigation of nanoparticle formation characteristics from advanced gasoline and diesel fueled light duty vehicles under different certification driving modes. *J Mech Sci Technol* 23:1591-1601.
62. Li C, Li X H, Duan L, Zhao M, Duan J C (2009) Emission characteristics of PM<sub>10</sub> from coal-fired industrial boiler. *Environ. Sci.* 30:650-655.
63. Li X H, Wang S X, Duan L, Hao J M Li C (2007) Particulate and trace gas emissions from open burning of wheat straw and corn stoves in China. *Environ Sci Technol* 41:6052-6058.
64. Li X H, Wang S X, Duan L, Hao J M, Nie Y F (2009) Carbonaceous aerosol emissions from household biofuel combustion in China. *Environ Sci Technol* 43:6076-6081.
65. Li X, Duan L, Wang S, Duan J, Guo X, Yi H, Hao J (2007). Emission characteristics of particulate matter from rural household biofuel combustion in China. *Energy Fuels* 21:845-851.
66. Liu Y, Zhang Y X, Wei Y J, Dou H, Gu D S (2007) Measurement of emission factors of carbonaceous aerosols from residential coal combustion. *Acta Sci Circum* 27:1409-1415.
67. Liu Y, Zhang Y X, Wei Y J, Dou H, Gu D S, Zeng L M, Shao M (2007) Measurement of emission factors of carbonaceous aerosols from residential coal combustion. *Acta Sci Circum* 27:1409-1415.
68. Maricq M M, Chase R E, Xu N, Podsiadlik D H (2002) The effects of the catalytic converter and fuel sulfur level on motor vehicle particulate matter emissions: gasoline vehicles. *Environ Sci Technol* 36:276-282.
69. Masutomo R, Shirakawa Y, Takeuchi Y, Maeyama N, Fukada A, Kobayashi S, Kondo Y (2003) Estimation of mobile source CO<sub>2</sub> emission in Bangkok metropolitan area, Thailand - development of driving cycles and emission factor. <http://www.docin.com/p-709787050.html>. accessed on July 27, 2014
70. McDonald, J. D, Zielinska, B, Fujita, E. M, Sagebiel, J. C, Chow, J. C, & Watson, J. G. (2000). Fine particle and gaseous emission rates from residential wood combustion. *Environ Sci Technol* 34:2080-2091.
71. Meyer N K. (2012) Particulate, black carbon and organic emissions from small-scale residential wood combustion appliances in Switzerland. *Biomass Bioenergy* 36:31-42.
72. Myung C L, Lee H, Choi K, Lee Y J, Park S (2009) Effects of gasoline, diesel, LPG, and low-carbon fuels and various certification modes on nanoparticle emission characteristics in light-duty vehicles. *Int J Auto Technol* 10:537-544.
73. Ndiema C K W, Mpendazoe F M, Williams A (1998) Emission of pollutants from a biomass stove. *Energy Conversion Manag* 39:1357-1367.
74. Olivares G, Strom J, Johansson C, Gidhagen L (2008) Estimates of black carbon and size-resolved particle number emission factors from residential wood burning based on ambient monitoring and model simulations. *J Air Waste Manage Assoc* 58:838-848.
75. Parashar D C, Gadi R, Mandal T K, Mitra A P (2005) Carbonaceous aerosol emissions from India. *Atmos Environ*, 39:7861-7871.
76. Pelkmans L, Debal P (2006) Comparison of on-road emissions with emissions measured on chassis dynamometer test cycles. *Trans Res Part D: Trans Environ* 11:233-241.
77. Pettersson E, Boman C, Westerholm R, Boström D, Nordin A (2011) Stove performance and emission characteristics in residential wood Log and pellet combustion, part 2: wood stove. *Energy Fuels* 25:315-323.
78. Pirrone N, Cinnirella S, Feng X, Finkelman R B, Friedli H R, Leaner J, Mason R, Mukherjee A B, Stracher G B, Streets D G, Telmer K (2010) Global mercury emissions to the atmosphere from anthropogenic and natural sources. *Atmos Chem Phys* 10:5951-5964.
79. Reddy M S, Venkataraman C (2002) Inventory of aerosol and sulphur dioxide emissions from India: I—Fossil fuel combustion. *Atmos Environ* 36:677-697.
80. Roden C A, Bond T C, Conway S, Benjamin A, Pinel O (2006) Emission factors and real-time optical properties of particles emitted from traditional wood burning cookstoves. *Environ Sci Technol* 40, 6750-6757.
81. Roden C A, Bond T C, Conway S, Osorto P A B, MacCarty N, Still D (2009) Laboratory and field investigations of particulate and carbon monoxide emissions from traditional and improved cookstoves. *Atmos Environ* 43:1170-1181.
82. Ross A B, Jones J M, Chaiklangmuang S, Pourkashanian M, Williams A, Kubica K, Bartle K D (2002) Measurement and prediction of the emission of pollutants from the combustion of coal and biomass in a fixed bed furnace. *Fuel* 81:571-582.
83. Saud T, Gautam R, Mandal T K, Gadi R, Singh D P, Sharma S K, Saxena M (2012) Emission estimates of organic and elemental carbon from household biomass fuel used over the Indo-Gangetic-plain (IGP), India. *Atmos Environ* 61:212-220
84. Saud T, Mandal T K, Gadi R, Singh D P, Sharma S K, Saxena M, Mukherjee A (2011) Emission estimates of particulate matter (PM) and trace gases (SO<sub>2</sub>, NO and NO<sub>2</sub>) from biomass fuels used in rural sector of Indo-Gangetic Plain, India. *Atmos Environ* 45:5913-5923.
85. Schauer J J, Kleeman M J, Cass G R, Simoneit B R (2002) Measurement of emissions from air pollution sources. 5. C<sub>1</sub>-C<sub>32</sub> organic compounds from gasoline-powered motor vehicles. *Environ Sci Technol* 36:1169-1180.
86. Schifter I, Díaz L, Rodríguez R, Salazar L (2011) Assessment of Mexico's program to use ethanol as transportation fuel: impact of 6% ethanol-blended fuel on emissions of light-duty gasoline vehicles. *Environ Monit Assess* 173:343-360.
87. Schmid C, Luisser M, Padouvas E, Lasselsberger L, Rzača M, Ramirez-Santa C C, Puxbaum H (2011) Particulate and gaseous emissions from manually and automatically fired small scale combustion systems. *Atmos Environ* 45:7443-7454.
88. SEPA (State Environmental Protection Administration of China) (1996), Handbook of Industrial Pollution Emission Rates (in Chinese), China Environ. Sci. Press, Beijing.
89. Shen G F, Wei S Y, Zhang W, Min Y J, Wang X J, Wang B, Li W, Shen H Z, Huang Y, Yang Y F, Wang W, Wang X L, Wang X J, Tao S (2012) Emission factors, size distributions, and emission inventories of carbonaceous particulate matter from residential wood combustion in rural China. *Environ Sci Technol* 46:4207-4214.
90. Shen G, Tao S, Wei S, Chen Y, Zhang Y, Shen H, Zheng X (2013) Field Measurement of Emission Factors of PM, EC, OC, Parent, Nitro-, and Oxy-Polycyclic Aromatic Hydrocarbons for Residential Briquette, Coal Cake, and Wood in Rural Shanxi, China. *Environ Sci Technol* 47:2998-3005.
91. Shen G, Yang Y, Wang W, Tao S, Zhu C, Min Y, Russell A G (2010) Emission factors of particulate matter and elemental carbon for crop residues and coals burned in typical household stoves in China. *Environ Sci Technol* 44:7157-7162.
92. Shen H Z, Huang Y, Wang R, Zhu D, Li W, Shen G F, Wang B, Zhang Y Y, Chen Y C, Lu Y, Chen H, Li T C, Sun K, Li B G, Liu W X, Liu J F, Tao S (2013) Global atmospheric emissions of polycyclic aromatic hydrocarbons from 1960 to 2008 and future predictions. *Environ Sci Technol* 47:6415-6424.
93. Sippula O, Hokkinen J, Puustinen H, Yli-Pirila P, Jokiniemi J (2009) Comparison of particle emissions from small heavy fuel oil and wood-fired boilers. *Atmos Environ* 43:4855-4864.

94. Smith K R, Uma R, Kishore V V N, Zhang J, Joshi V, Khalil M A K (2000) Greenhouse implications of household stoves: an analysis for India. *Ann Rev Energy Environ* 25:741-763.
95. Streets D G, Zhang Q, Wang L, He K, Hao J, Wu Y, Carmichael G R (2006) Revisiting China's CO emissions after the transport and chemical evolution over the Pacific (TRACE - P) mission: synthesis of inventories, atmospheric modeling, and observations. *JGR Atmos*, 111(D14).
96. Su S S, Li B G, Cui S Y, Tao S (2011) Sulfur dioxide emissions from combustion in China: From 1990 to 2007. *Environ Sci Technol* 45:8403-8410.
97. Šyc M, Horák J, Hopan F, Krpec K, Tomšej T, Ocelka T, Pekárek V (2011) Effect of fuels and domestic heating appliance types on emission factors of selected organic pollutants. *Environ Sci Technol* 45:9427-9434.
98. Tian H, Hao J, Lu Y, Zhu T (2001) Inventories and distribution characteristics of NO<sub>x</sub> emissions in China. *China Environ Sci* 21:493-497.
99. Tissari J, Sippula O, Kouki J, Vuorio K, Jokiniemi J (2008) Fine particle and gas emissions from the combustion of agricultural fuels fired in a 20 kW burner. *Energy Fuels* 22: 2033-2042.
100. UNEP Chemicals Branch (2011) Toolkit for identification and quantification of mercury releases, Revised Inventory Level 2 Report, Geneva, Switzerland.
101. URS Corporation EME Greenhouse Gas Emission Factor Review- Final Technical Memorandum. (Austin, Texas. 2003).
102. US Department of Energy (DOE) (2000) Instructions for Form EIA 1605 Voluntary Reporting of Greenhouse Gases, Appendix B - Fuel and Energy Source Codes and Emission Coefficients. (US DOE, 2000), available at: <http://www.eia.doe.gov/pub/oiaf/1605/cdrom/pdf/1605INST01.pdf>.
103. USEPA (US Environmental Protection Agency) (1995). AP-42, Fifth Edition, Compilation of Air Pollutant Emission Factors, available at: <http://www.epa.gov/ttnchie1/ap42/>.
104. Van Werf G R. (2010) Global fire emissions and the contribution of deforestation, savanna, forest, agriculture, and peat fires. *Atmos. Chem. Phys.* 10:16153-16230.
105. Venkataraman C, Habib G, Eiguren-Fernandez A, Miguel A H, Friedlander S K (2005) Residential biofuels in South Asia: Carbonaceous aerosol emissions and climate impacts. *Sci* 307:1454-1456.
106. Venkataraman C, Rao G U M (2001) Emission factors of carbon monoxide and size-resolved aerosols from biofuel combustion. *Environ Sci Technol* 35:2100-2107.
107. Wang H, Chen C, Huang C, Fu L (2008) On-road vehicle emission inventory and its uncertainty analysis for Shanghai, China. *Sci Total Environ* 398, 60-67.
108. Wang H, Fu L (2010) Developing a high-resolution vehicular emission inventory by integrating an emission model and a traffic model: Part 1— modeling fuel consumption and emissions based on speed and vehicle-specific power. *J Air Waste Manag Asso* 60:1463-1470.
109. Wang H, Fu L, Bi J (2011) CO<sub>2</sub> and pollutant emissions from passenger cars in China. *Energy Policy* 39:3005-3011.
110. Wang H, Fu L, Lin X, Zhou Y, Chen J (2009) Bottom-up methodology to estimate vehicle emissions for the Beijing urban area. *Sci Total Environ*. 407:1947-1953.
111. Wang H, Fu L, Zhou Y, Du X, Ge W (2010) Trends in vehicular emissions in China's mega cities from 1995 to 2005. *Environ Pollu* 158:394-400.
112. Wang R, Tao S, Shen H Z, Wang X L, Li B G (2012) Global emission of black carbon from motor vehicles from 1960 to 2006. *Environ Sci Technol* 46:1278-1284.
113. Wang S X, Zhao X J, Li X H, Wei W, Hao J M (2009) Emission characteristics of fine particles from grate firing boilers. *Environ Sci* 30:963-968.
114. Wang S, Wei W, Du L, Li H, Hao J (2009) Characteristics of gaseous pollutants from biofuel-stoves in rural China. *Atmos Environ* 43:4148-4154.
115. Westerdahl D, Wang X, Pan X, Zhang K M. (2009) Characterization of on-road vehicle emission factors and microenvironmental air quality in Beijing, China. *Atmos Environ* 43:697-705.
116. Won J H, Park J Y, Lee T G (2007) Mercury emissions from automobiles using gasoline, diesel, and LPG. *Atmos Environ* 41:7547-7552.
117. Yao Z, Wang Q, He K, Huo H, Ma Y, Zhang Q. (2007) Characteristics of real-world vehicular emissions in Chinese cities. *J Air Waste Manag Asso* 57:1379-1386.
118. Zhang H, Ye X, Cheng T, Chen J, Yang X, Wang L, Zhang R (1008) A laboratory study of agricultural crop residue combustion in China: Emission factors and emission inventory. *Atmos Environ* 42:8432-8441.
119. Zhang J F, Morawska L (2002) Combustion sources of particles: 2. Emission factors and measurement methods. *Chemosphere* 49:1059-1074.
120. Zhang J, Smith K R, Uma R, Ma Y, Kishore V V N, Lata K, Thorneloe S T (1999) Carbon monoxide from cookstoves in developing countries: 1. Emission factors. *Chemosphere* 1:353-366.
121. Zhang J, Smith K, Ma Y, Ye S, Jiang F, Qi W, Liu P, Khalil M, Rasmussen R, Thorneloe S (2000) Greenhouse gases and other airborne pollutants from household stoves in China: a database for emission factors. *Atmos Environ* 34:4537-4549.
122. Zhang Q, Streets D, Carmichael G, He K, Huo H, Kannari A, Klimont Z, Park I, Reddy S, Fu J, Chen D, Duan L, Lei Y, Wang L, Yao Z (2009) Asian emissions in 2006 for the NASA INTEX-B mission. *Atmos Chem Phys* 9:5131-5153.
123. Zhang Y X, Schauer J J, Zhang Y H, Zeng L M, Wei Y J (2008) Characteristics of particulate carbon emissions from Real-world Chinese coal combustion. *Environ Sci Technol* 42:5068-5073.
124. Zhao Y, Nielsen C P, McElroy M B, Zhang L, Zhang J (2012) CO emissions in China: Uncertainties and implications of improved energy efficiency and emission control. *Atmos Environ* 49:103-113.
125. Zhao Y, Nielsen C, Lei Y, McElroy M, Hao J (2011) Quantifying the uncertainties of a bottom-up emission inventory of anthropogenic atmospheric pollutants in China. *Atmos Chem Phys* 11:2295-2308.
126. Zhao Y, Wang S, Nielsen C P, Li X, Hao J (2010) Establishment of a database of emission factors for atmospheric pollutants from Chinese coal-fired power plants. *Atmos Environ* 44:1515-1523.
127. Zhi G R, Chen Y J, Feng Y L, Xiong S C, Li J (2008) Emission characteristics of carbonaceous particles from various residential coal-stoves in China. *Environ Sci Technol* 42:3310-3315.
128. Zhi G R, Peng C H, Chen Y J, Liu D Y, Sheng G Y (2009) Deployment of coal briquettes and improved stoves: possibly an option for both environment and climate. *Environ Sci Technol* 43:5587-5591.
129. Zhou N, Zeng L N, Yu X N, Fu L L, Shao M. (2006) The design and field test of a dilution tunnel for stationary sources. *Acta Sci Circum* 26:764-772.
130. Zhou Y, Fu L, Cheng L (2007) Characterization of in-use light-duty gasoline vehicle emissions by remote sensing in Beijing: impact of recent control measures. *J Air Waste Manag Asso* 57:1071-1077.

---

**Table S3** Fraction of non-renewable traditional woodfuels for Chinese provinces

Province	Expected fraction of non-renewable biomass (%)
Anhui	26.3
Beijing	44.7
Chongqing	22.6
Fujian	4.9
Gansu	13.1
Guangdong	0.0
Guangxi	22.8
Guizhou	23.1
Hainan	8.8
Hebei	18.4
Heilongjiang	9.3
Henan	22.2
Hubei	29.0
Hunan	35.4
Jiangsu	12.8
Jiangxi	24.9
Jilin	9.0
Liaoning	9.0
Inner Mongolia	10.1
Ningxia	9.0
Qinghai	10.0
Shaanxi	34.8
Shandong	11.9
Shanghai	8.8
Shanxi	31.1
Sichuan	23.9
Taiwan	9.3
Tianjin	19.6
Xinjiang	10.0
Xizang	14.2
Yunnan	14.5
Zhejiang	21.1

**Notes:**

In the cited paper, we chose the scenario under low plantation productivity. And the data are the expected values of non-renewable biomass with consideration for biomass available from deforestation and afforestation.

**References:**

1. Bailis, Robert, Rudi Drigo, Adrian Ghilardi, and Omar Masera. "The Carbon Footprint of Traditional Woodfuels." *Nature Climate Change* *Nature Climate Change* 5.3 (2015): 266-72. Web.

**Table S4** Standard deviations of emission factors for Monte Carlo simulation

Energy	CO <sub>2</sub>	SO <sub>2</sub>	PM <sub>10</sub>	PM <sub>2.5</sub>	EC	OC	CO	CO	Hg	PAHs	BaP
	tC/GJ	lg(g/GJ)	lg(g/GJ)	lg(g/GJ)	lg(g/GJ)	lg(g/GJ)	lg(g/GJ)	lg(g/GJ)	lg(mg/GJ)	lg(mg/GJ)	lg(mg/GJ)
Elec. coal	890	0.78	0.15	0.15	0.55	0.46	0.38	0.21	0.24	0.52	0.84
Elec. oil	750	0.39	0.38	0.38	0.31	1.12	0.50	0.20	0.24	0.92	0.90
Elec. gas	60	0.63	0.16	0.16	0.50	0.50	0.24	0.16	0.50	3.36	3.30
Thermal	890	0.78	0.15	0.15	0.55	0.46	0.38	0.13	0.24	0.52	0.84
Gasoline	910	0.52	0.79	0.79	0.21	0.58	0.58	0.26	0.06	0.13	0.10
PNG	60	0.63	0.16	0.16	0.50	0.50	0.23	0.35	0.28	3.36	3.30
LPG	180	0.69	0.55	0.55	0.50	0.15	0.61	0.82	0.25	0.34	0.30
Coal	890	0.79	0.45	0.45	0.35	0.70	0.20	0.49	0.35	0.47	0.42
Crop residues	900	0.67	0.27	0.27	0.18	0.27	0.23	0.29	0.14	0.18	0.18
wood	900	0.78	0.40	0.40	0.40	0.41	0.40	0.23	0.12	0.30	0.19

**Notes:**

For emission activities, coefficients of variance were assumed to be 5% for power and thermal stations, 10% for gasoline, PNG, LPG, and coal, and 20% for biomass fuels.

The standard deviations listed in the table are log-transformed except for CO<sub>2</sub>.

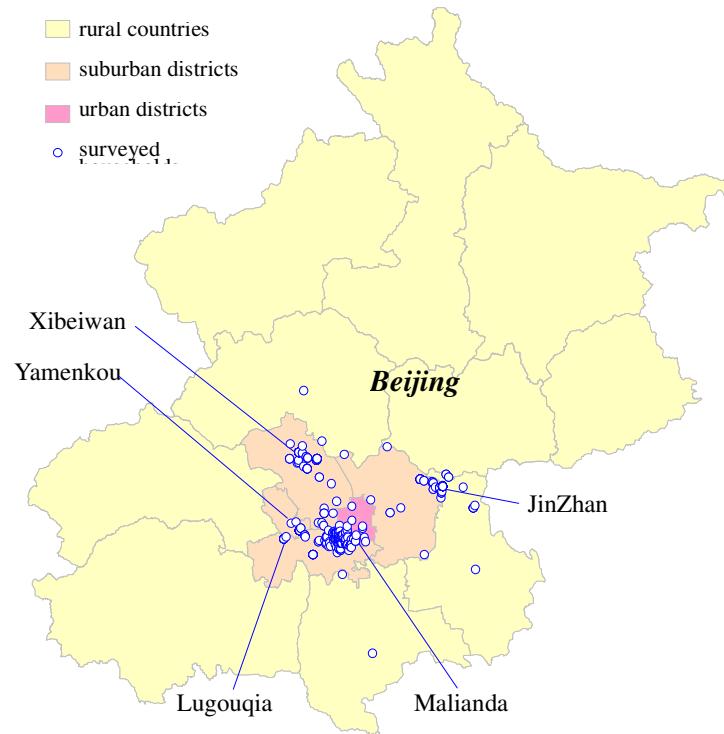
**Table S5** Per person residential energy consumptions (GJ) for the RRs, MIs, and URs

Usage	Energy	URs	MIs	RRs
Household	Electricity	3.15	2.79	0.76
	Thermal	2.62	1.13	0.00
	PNG	3.54	0.67	0.02
	LPG	0.68	1.27	0.34
	Coal	1.39	5.84	1.99
	Crop residuals	0.00	0.00	10.77
	Wood	0.00	0.12	4.60
	<b>Total</b>	<b>11.39</b>	<b>11.82</b>	<b>18.48</b>

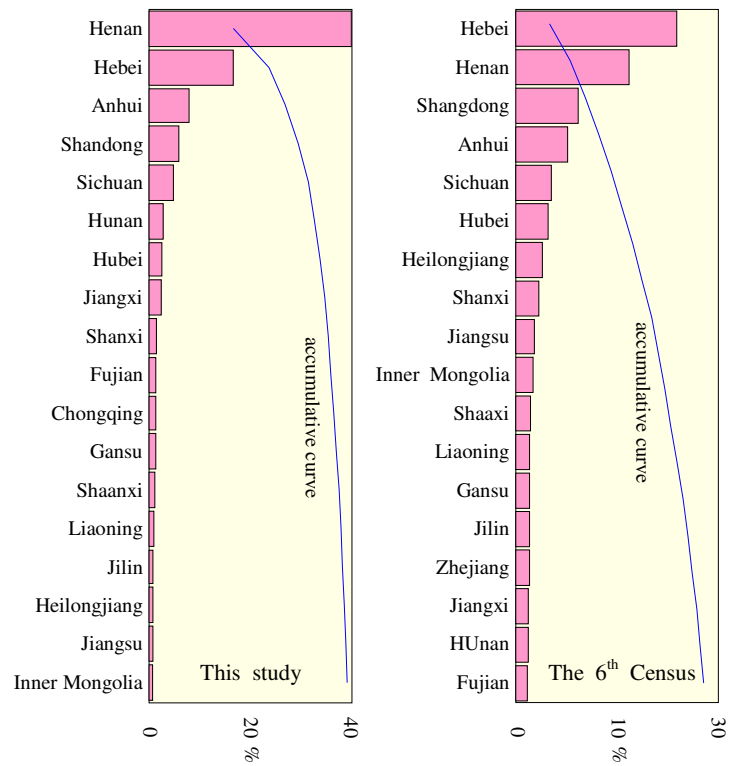
**References**

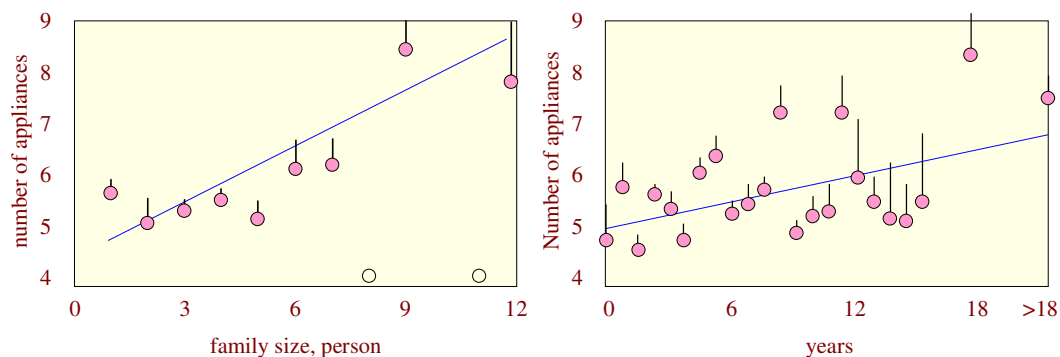
1. Division of Energy Statistics of National Bureau of Statistics (2012), China Energy Statistical Yearbook 2011, China Statistics Press, Beijing.
2. National Bureau of Statistics (2012), China Statistical Yearbook 2011, China Statistics Press, Beijing.

**Figure S4** Origins of the rural-to-urban migrants investigated in this study in comparison with distribution of rural-to-urban migrants in China. The two distributions are similar with top five<sup>0</sup> provinces of Henan, Hebei, Anhui, Shandong, and Sichuan.

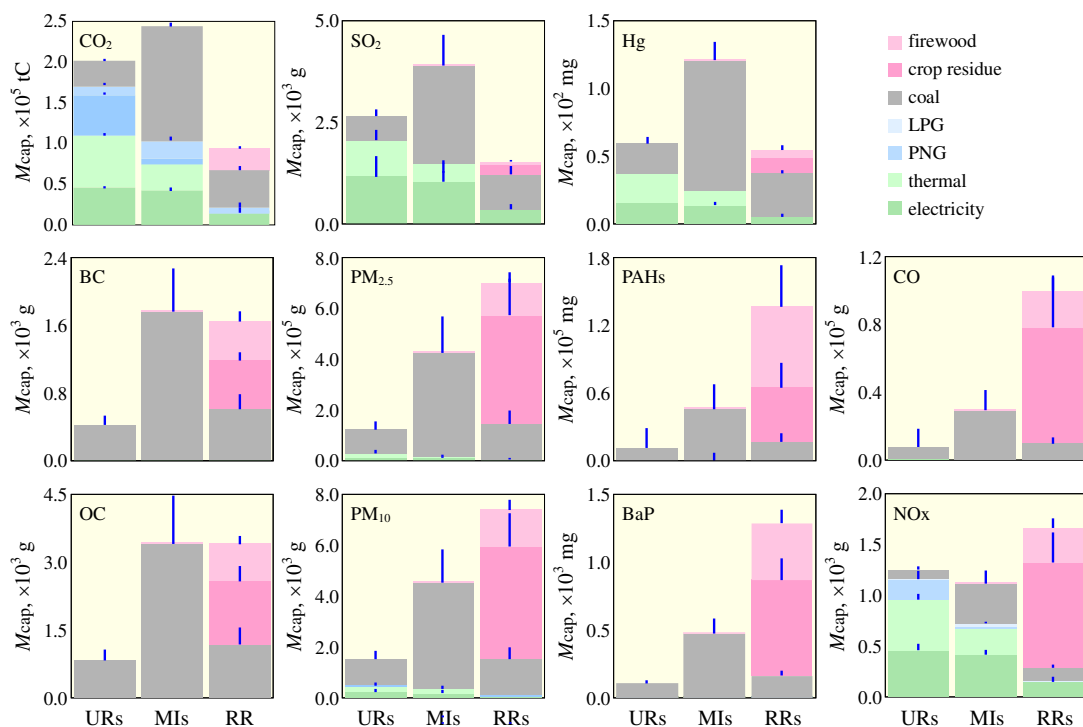


**Figure S3** Current addresses of the rural-to-urban migrants investigated in this study.





**Figure S5** Relationship between number of home appliances and family size (two blank circles were outliers with relatively small sample sizes) (A) and between the number of home appliance and the length of the MIs have stayed in the city (B)



**Figure S6** Per person annual emissions of CO<sub>2</sub>, SO<sub>2</sub>, Hg, BC, OC, PM<sub>2.5</sub>, PM<sub>10</sub>, PAHs, BaP, CO, and NO<sub>x</sub> from residential energy consumption of the URs, MIs, and RRs. Emissions from various sources are shown as stacked bars. The blue lines are standard deviations calculated from Monte Carlo simulation indicating uncertain ranges (difference between the first and the third quartiles) of individual sources.

---