

Supporting Information

Bioinspired Smart Actuator Based on Graphene Oxide-Polymer Hybrid Hydrogels

*Tao Wang, Jiahe Huang, Yiqing Yang, Enzhong Zhang, Weixiang Sun, and Zhen Tong**

Research Institute of Materials Science and State Key Laboratory of Luminescent Materials and Devices, South China University of Technology, Guangzhou 510640, China.

*Corresponding author

E-mail: mcztong@scut.edu.cn

Tel: (86)-20-87112886; Fax: (86)-20-87110273

Preparation of Fe₃O₄ nanoparticles

A mixture of 1.0 g of FeCl₃·6H₂O and 0.37 g of FeCl₂·4H₂O dissolved in 10 mL of water was added to a 50 mL three-necked round bottom flask pre-immersed in an oil bath at 70 °C and the reaction was allowed to proceed for 2 h after quick droplet-addition of 4 mL of 16.5% NH₃·H₂O under vigorous stirring. The resulting black precipitate was washed with anhydrous ethanol and centrifugalized several times, then re-dispersed in water under ultrasonic treatment. Finally, the aqueous Fe₃O₄ dispersion was obtained after another centrifugation at a speed of 10000 rpm for 5 min aiming to remove the undispersed Fe₃O₄ agglomeration. The average diameter of the Fe₃O₄ nanoparticles was about 10 nm (TEM result).




Figure S1. A: Adhesion strength test of the adhesive hydrogel D3G3CD8. B: Control test of the hydrogel D3G3. The hydrogel sample was placed on the fixed pig skin and pressed with another pig skin for 1 min to make the hydrogel tightly stuck on the pig skins. Then the hydrogel was stretched (crosshead speed: 100 mm/min) and the tensile stress-strain curve was recorded. The stress where the hydrogel was detached from the pig skin was considered as the adhesion strength. The adhesive strength of the D3G3CD8 hydrogel is 15 kPa, much higher than 5 kPa of the D3G3 hydrogel without α -CD. Thus, by introducing α -CD into the hydrogel, we have obtained a new kind of adhesive hydrogel with sufficient adhesive force in designing the hybrid hydrogel actuator.




Figure S2. The magnetically guiding actuation of the magnetic hydrogel D3G3Fe3. The magnetic hydrogel is attracted by a magnet and pulled away from the vertically hanged position.




Figure S3. Photos of a complete electric circuit, A: switch on, B: switch off.




Figure S4. Actuation of the hybrid hydrogel actuator driven by NIR laser irradiation (808 nm, 1.6 W, exposing area of 5 mm × 5 mm). The contraction of the hydrogel actuator is still driven by NIR lamp irradiation.

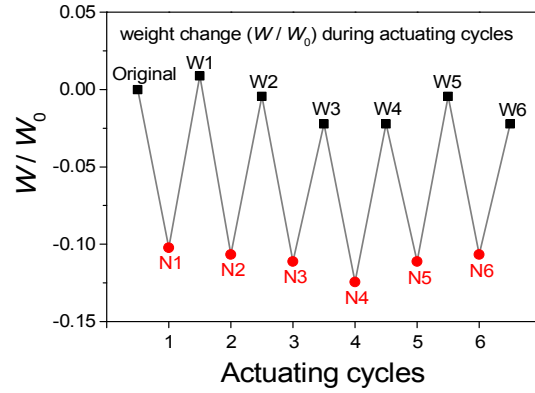


Figure S5. The relative weight of an actuating hydrogel after each actuation cycle (N_i) and after immersed in deionized water for 15 min (W_i) during repeat actuation, where i is the repeat time.